

[54] **COMBINED SHIRT POCKET CUSPIDOR AND ASHTRAY OR SIMILAR ARTICLE**

[76] **Inventor: Mark R. Lange, 3624 Hwy. 3, Dickinson, Tex. 77539**

[**] **Term: 14 Years**

[21] **Appl. No.: 923,742**

[22] **Filed: Oct. 27, 1986**

[52] **U.S. Cl. D34/2; 4/259; D27/108**

[58] **Field of Search D34/2; D27/102-138; 4/258, 259, 267, 271, 283; 206/496**

[56] **References Cited**

U.S. PATENT DOCUMENTS

D. 4,318	8/1870	Roebuck	D34/2
D. 17,747	9/1887	Mersereau	D34/2
D. 31,397	8/1899	Pollard	D7/2
D. 41,856	10/1911	Megyesy	D34/2
D. 239,248	3/1976	Pinguely	D7/190
630,225	8/1899	Hodgerney	4/259
676,924	6/1901	Steiger	4/283
700,733	5/1902	Buettner et al.	4/259
709,164	9/1902	Langhorne	4/259
735,043	7/1903	Tobin	4/259
743,226	11/1903	Beyer et al.	4/259
1,012,471	12/1911	Steinke	4/259

1,133,414	3/1915	Sykora	4/259
4,162,547	7/1979	Jenkins	4/259
4,218,787	8/1980	Puckett	4/258

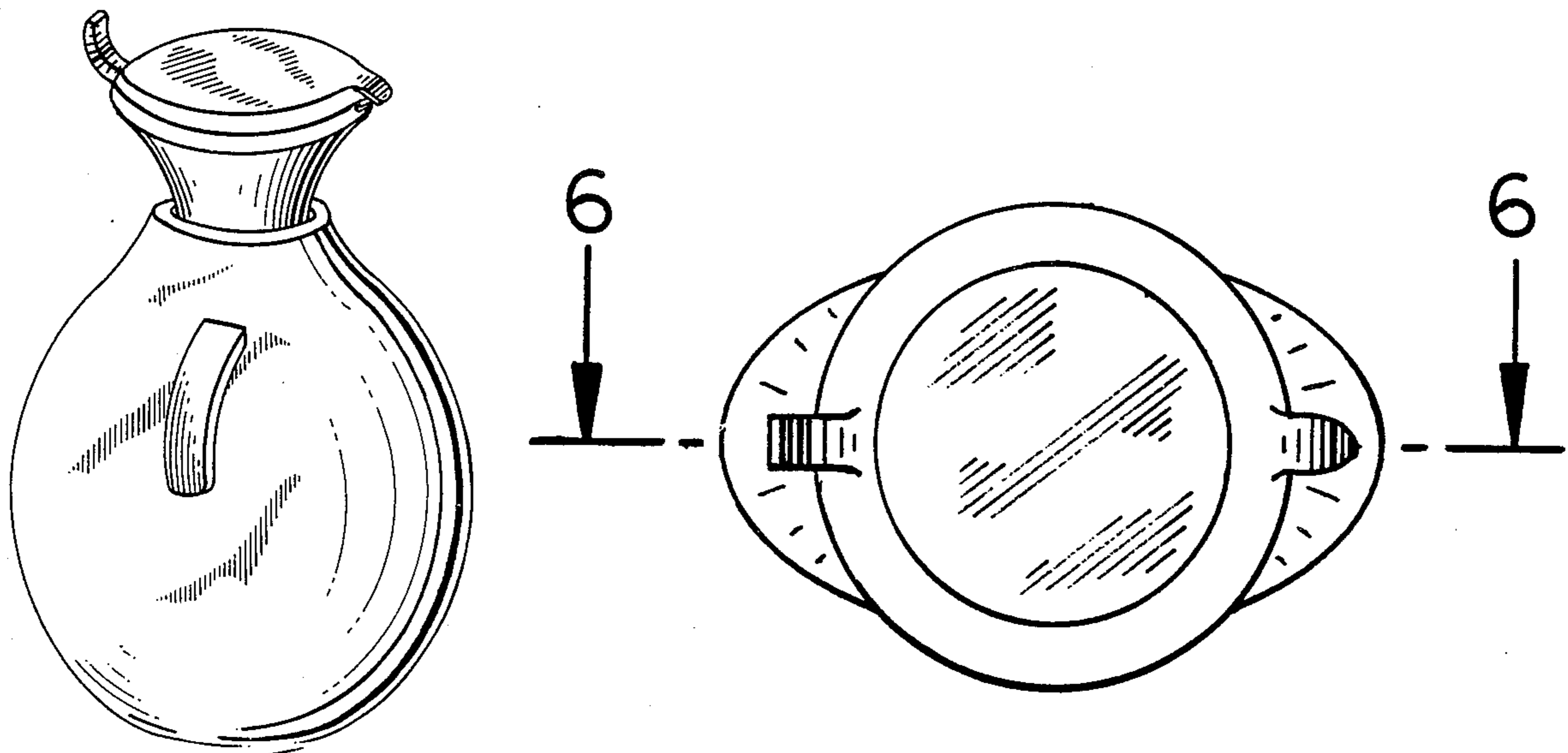
Primary Examiner—Wallace R. Burke
Assistant Examiner—J. Sincavage

[57] **CLAIM**

The ornamental design for a combined shirt pocket cuspidor and ashtray or similar article, as shown and described.

DESCRIPTION

FIG. 1 is a perspective view of a combined shirt pocket cuspidor and ashtray or similar article, mouth piece and neck portion in closed position, showing my new design;
FIG. 2 is a front elevational view thereof showing the integral hinged lid over the mouth piece in the closed position;
FIG. 3 is a top plan view thereof;
FIG. 4 is a bottom view thereof;
FIG. 5 is a side elevational view thereof; and
FIG. 6 is a front elevational view thereof illustrating the neck portion in extended position and with portions cut away as indicated by line 6—6 of FIG. 3.
The broken line showing of a logo symbol is for illustrative purposes only and forms no part of the claimed design.






FIG. 1




FIG. 2




FIG. 3

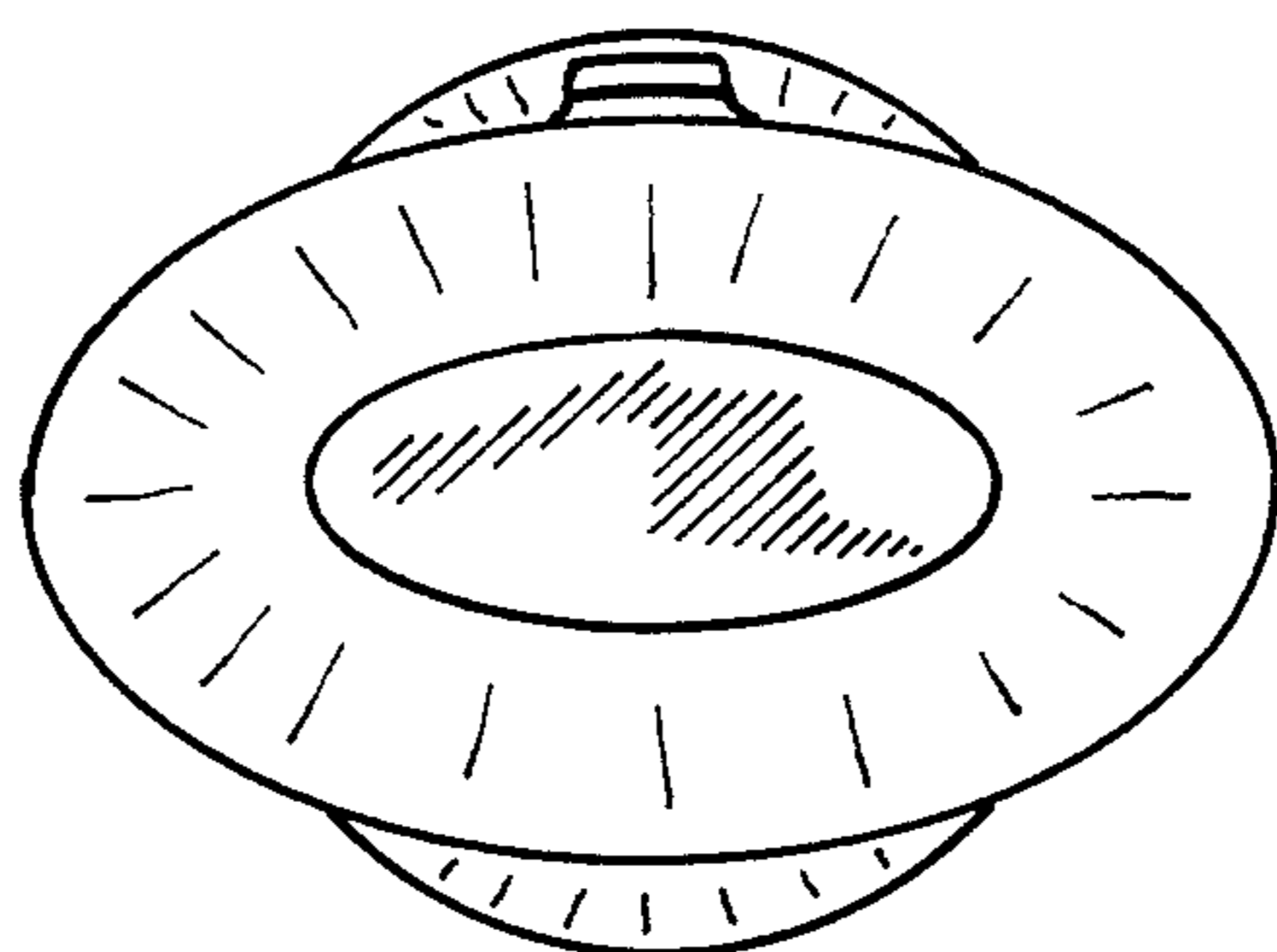


FIG. 4




FIG. 5

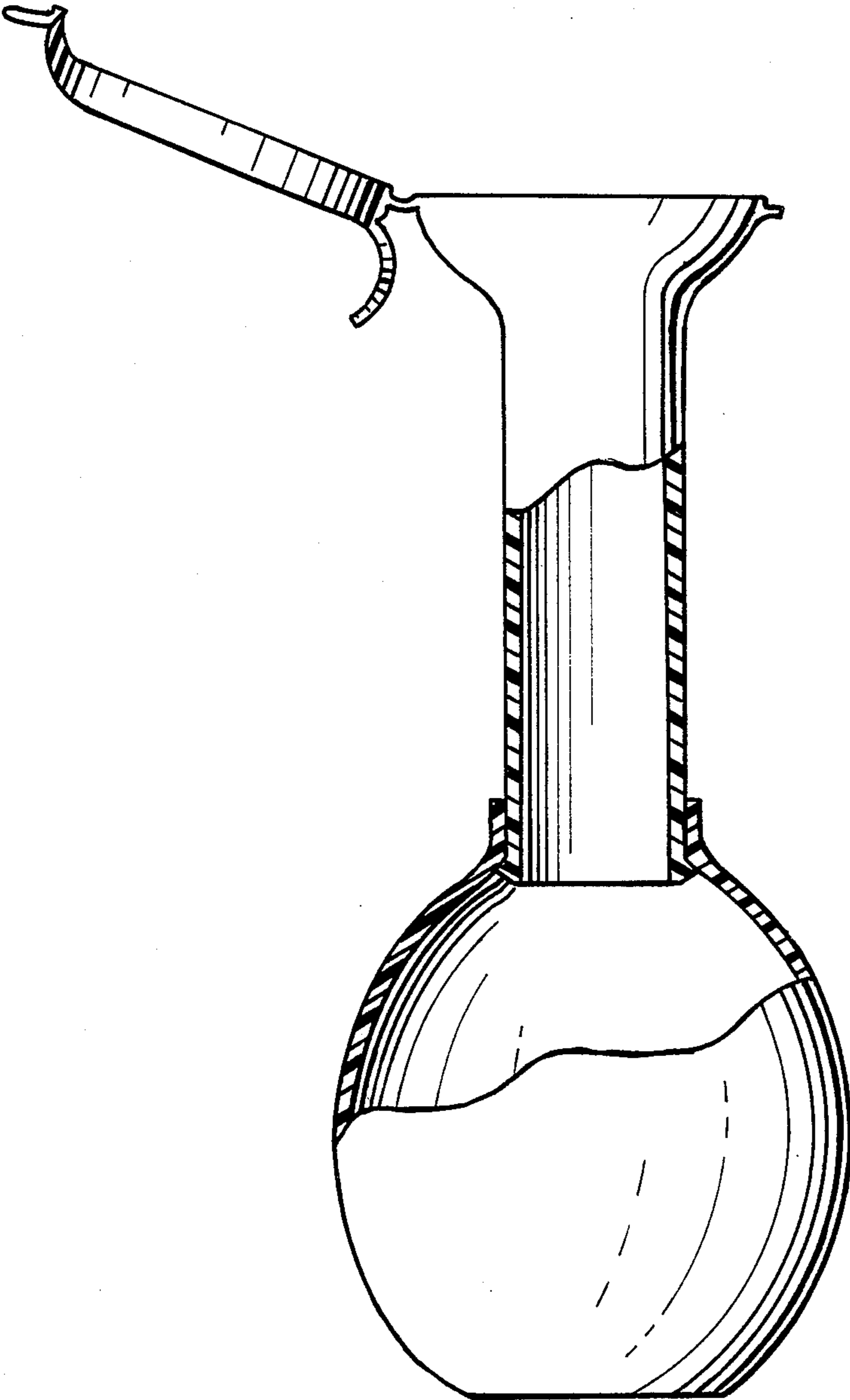


FIG. 6