

[54] **URINE COLLECTOR ATTACHMENT PAD**  
[75] **Inventors: Paul H. Hanifl, Barrington; John J. Newton, Jr., Palatine, both of Ill.**  
[73] **Assignee: Sage Products, Inc., Cary, Ill.**  
[\*\*] **Term: 14 Years**  
[21] **Appl. No.: 82,065**  
[22] **Filed: Aug. 5, 1987**  
[52] **U.S. Cl. .... D24/54; D24/51**  
[58] **Field of Search .... D24/54, 56, 51; 128/761, 767; 604/327, 352, 332, 331, 329, 346, 349**

3,406,690 10/1968 Igel et al. .... 128/767  
3,523,537 8/1970 Hill ..... 604/352 X

*Primary Examiner*—Wallace R. Burke  
*Assistant Examiner*—Stella M. Reid  
*Attorney, Agent, or Firm*—Lee & Smith

[57] **CLAIM**

The ornamental design for a urine collector attachment pad, as shown and described.

**DESCRIPTION**

FIG. 1 is a front elevational view of a urine collector attachment pad, showing our new design;  
FIG. 2 is a rear elevational view thereof;  
FIG. 3 is a left side elevational view thereof;  
FIG. 4 is a right side elevational view thereof;  
FIG. 5 is a top plan view thereof; and  
FIG. 6 is a bottom plan view thereof.  
As seen the left side view of FIG. 3 is essentially a mirror image of the right side view of FIG. 4.

[56] **References Cited**  
**U.S. PATENT DOCUMENTS**  
2,548,149 4/1951 Fowler, Jr. .... 604/352  
3,340,876 9/1967 Hill ..... 128/767

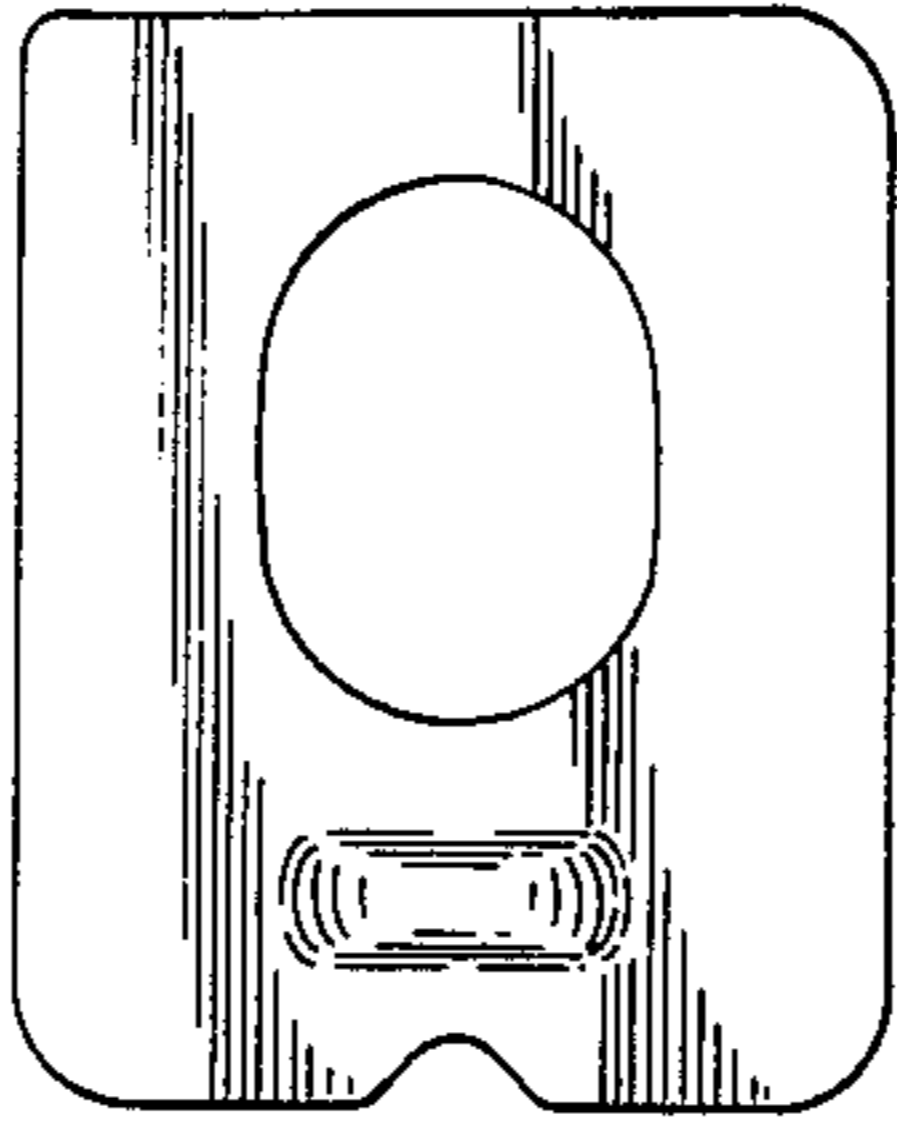


FIG-1-

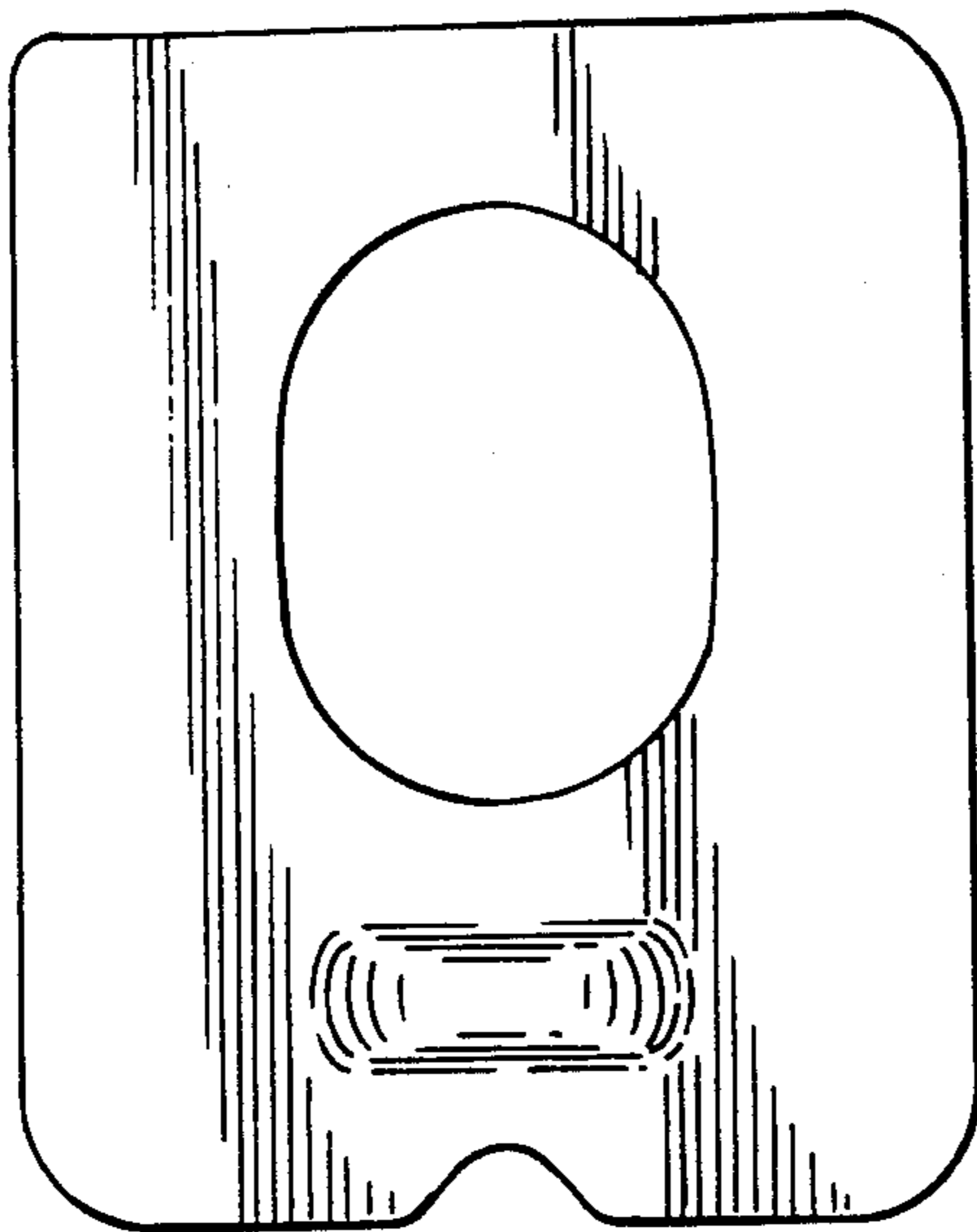


FIG-2-

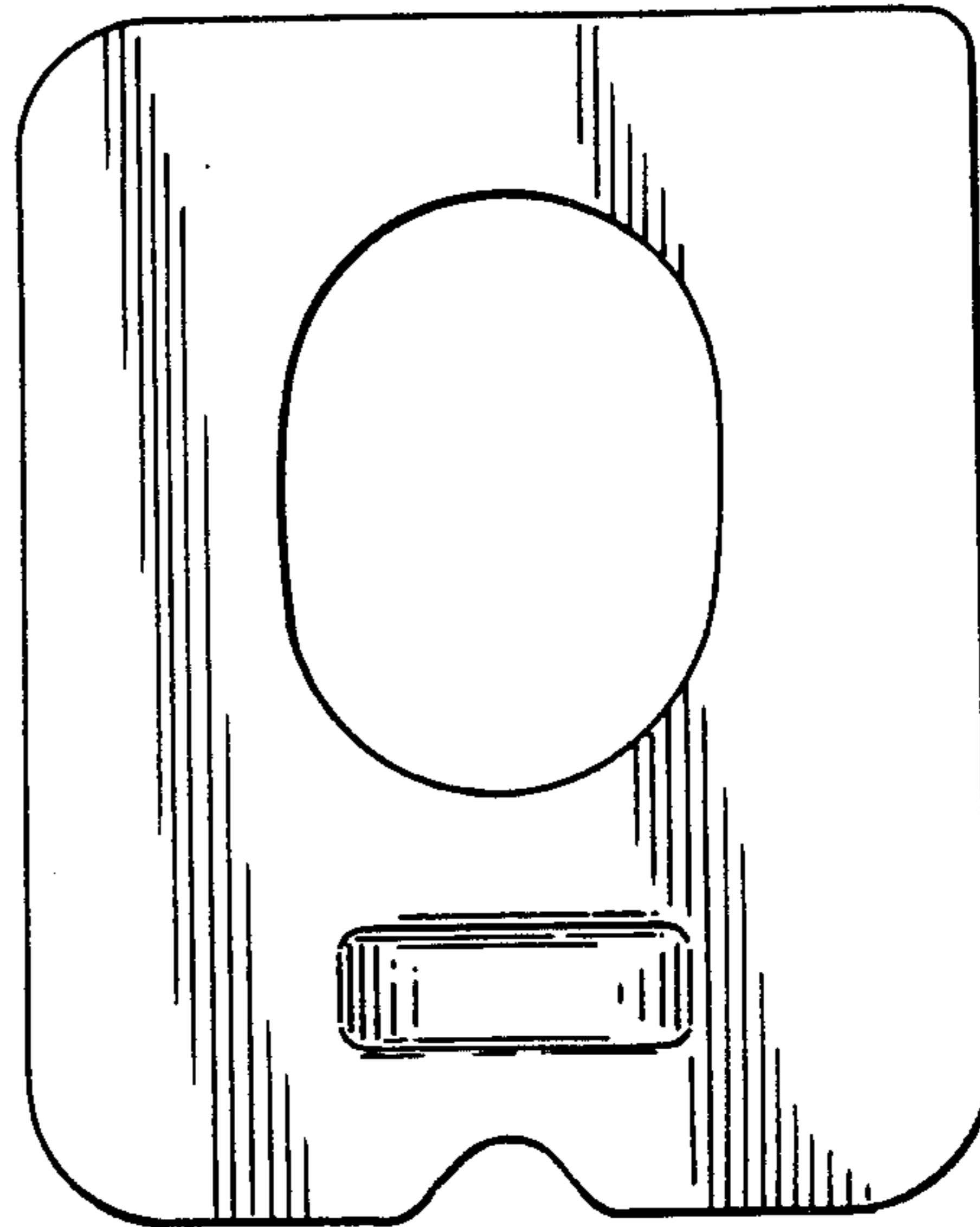


FIG-3-



FIG-4-



FIG-5-



FIG-6-

