

[54] **OPTICAL ZONE MARKER**
[76] **Inventor: Ronald P. Jensen, 1612 Golf Club Dr., Glendale, Calif. 91206**
[**] **Term: 14 Years**
[21] **Appl. No.: 45,637**
[22] **Filed: May 4, 1987**
[52] **U.S. Cl. D24/26**
[58] **Field of Search D24/26; 128/305, 316; D3/18; 30/365**

4,515,157 5/1985 Fedorov et al. 128/305 X

Primary Examiner—Wallace R. Burke
Assistant Examiner—Stella M. Reid
Attorney, Agent, or Firm—Nilsson, Robbins, Dalgarn, Berliner, Carson & Wurst

[56] **References Cited**
U.S. PATENT DOCUMENTS
4,406,285 9/1983 Villasenor et al. 128/303 R X
4,417,579 11/1983 Soloviev et al. 128/303 R

[57] **CLAIM**
The ornamental design for an optical zone marker, as shown and described.

DESCRIPTION
FIG. 1 is a side elevational view of an optical zone marker showing my new design;
FIG. 2 is a rear elevational view of the marker;
FIG. 3 is a front elevational view of the marker;
FIG. 4 is a top plan view of the marker; and
FIG. 5 is a bottom plan view of the marker.

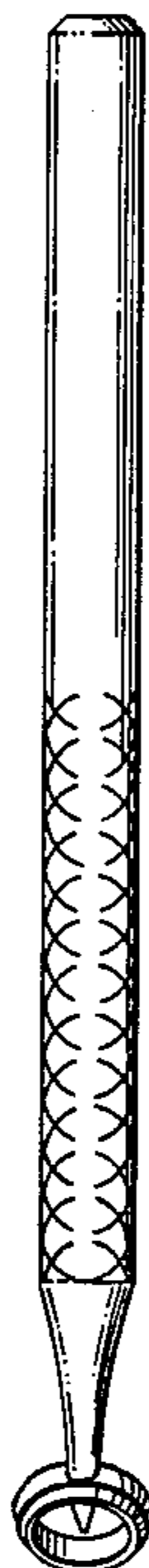


FIG. 1




FIG. 2

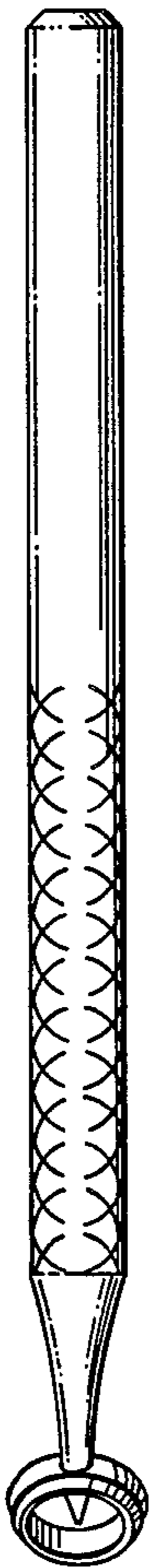


FIG. 3

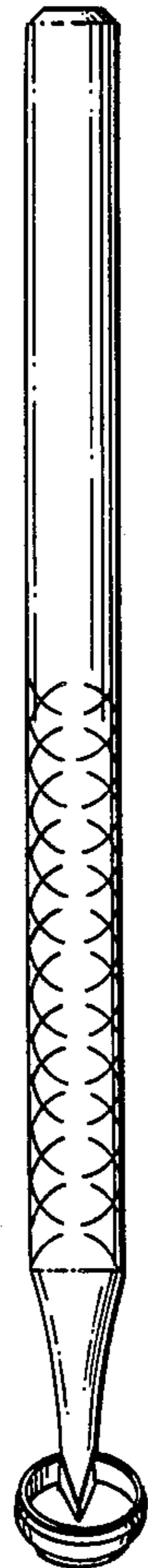


FIG. 4



FIG. 5

