

[54] HOUSING FOR A CEILING MOUNTED AIR CONDITIONER

[75] Inventors: Hideyuki Ikeda; Shigeru Saito, both of Kamakura, Japan

[73] Assignee: Mitsubishi Denki Kabushiki Kaisha, Tokyo, Japan

[\*\*] Term: 14 Years

[21] Appl. No.: 879,187

[22] Filed: Jun. 26, 1986

[30] Foreign Application Priority Data

Jan. 16, 1986 [JP] Japan ..... 61-1089

[52] U.S. Cl. .... D23/351

[58] Field of Search ..... D23/351, 354-355, D23/370, 385; D26/59; 98/29-30, 40.05, 40.07, 40.14; 62/259.4, DIG. 16; 261/29, DIG. 3, DIG. 10, DIG. 43

[56] References Cited

U.S. PATENT DOCUMENTS

- D. 198,821 8/1964 Hoyle ..... D23/351
- D. 233,040 10/1974 Komroff ..... D23/351
- D. 243,186 1/1977 Bruner, Sr. et al. .... D23/353
- D. 252,705 8/1979 Fessler ..... D23/351
- D. 283,838 5/1986 Kimura ..... D23/354
- D. 287,888 1/1987 Castor et al. .... D23/371 X
- 3,252,397 5/1966 Horst et al. .... 98/40.2
- 4,458,502 7/1984 Adachi et al. .... 62/259.1

OTHER PUBLICATIONS

1985 Sweets Catalogue File-vol. 10, p. 910, Carrier Section (©1981), #42CG Cabinet Model 200.

Mini-Mate; Brochure Jan. 1981, "Spotcooler" Air Conditioner, p. 1.

Sanyo Ceiling Mounted Air Conditioner; Brochure May 30, 1983, p. 1.

Sky-Hook; Brochure 1983, Ceiling-Mounted Air Conditioner, p. 1.

Hitachi Air-Cooled Split-Type Air Conditioner; Brochure Feb. 1984, p. 1.

Daikin; Brochure Nov. 1983, Cassette Room Air Conditioner, p. 1.

Spacer Cooler; Brochure undated, Ceiling-Mounted Air Conditioner, p. 5.

Primary Examiner—Wallace R. Burke

Assistant Examiner—Brian N. Vinson

Attorney, Agent, or Firm—Oblon, Spivak, McClelland, Maier & Neustadt

[57] CLAIM

The ornamental design for a housing for a ceiling mounted air conditioner, as shown and described.

DESCRIPTION

FIG. 1 is a front elevational view of a housing for a ceiling mounted air conditioner, showing our new design;

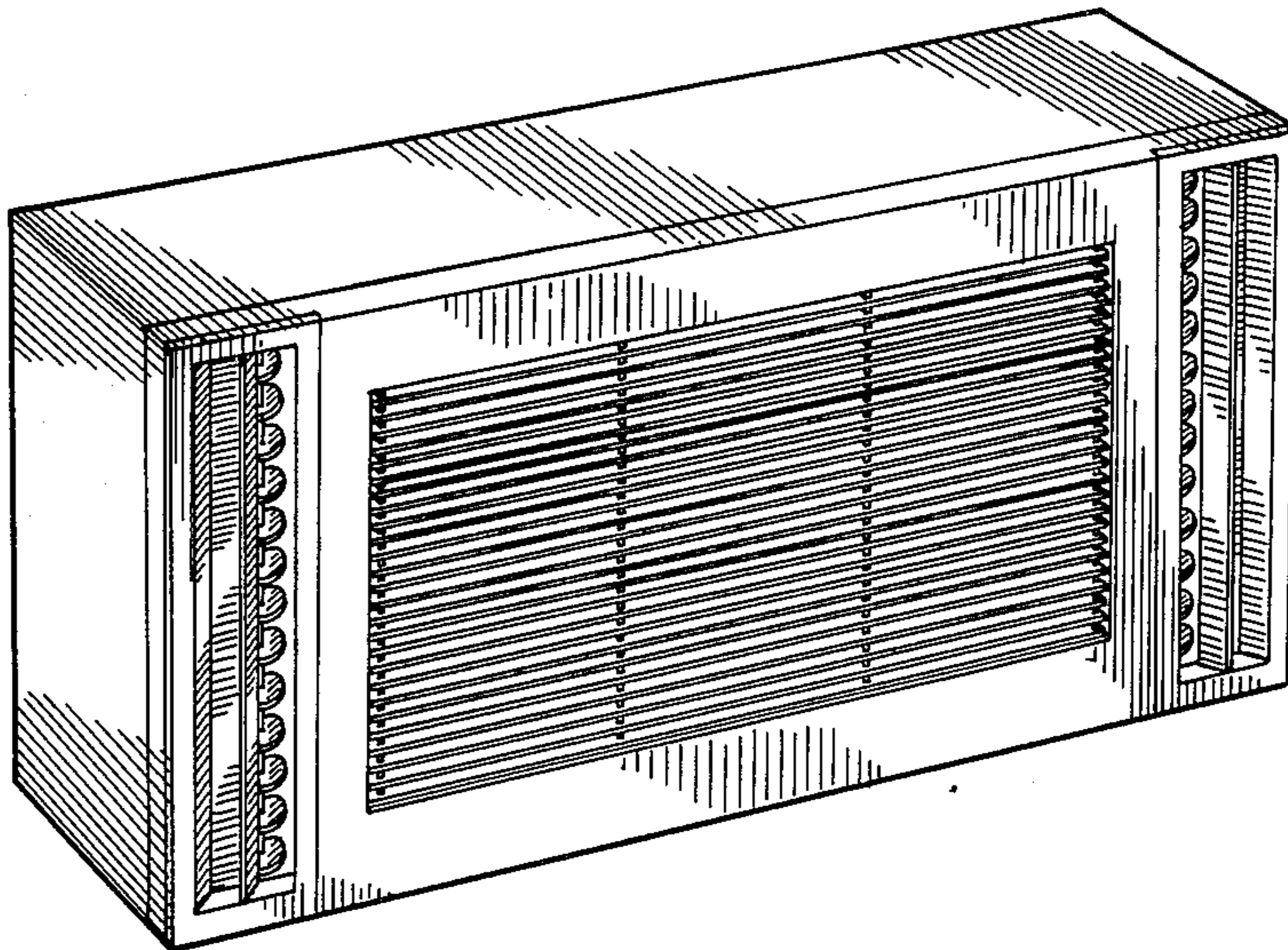
FIG. 2 is a top plan view thereof, the undisclosed bottom being a mirror image;

FIG. 3 is a rear elevational view thereof;

FIG. 4 is a left side view thereof, the right side being a mirror image;

FIG. 5 is a horizontal cross-sectional view thereof, taken along line 5—5 of FIG. 1; and

FIG. 6 is a top, front and left side perspective view thereof.






FIG. 1

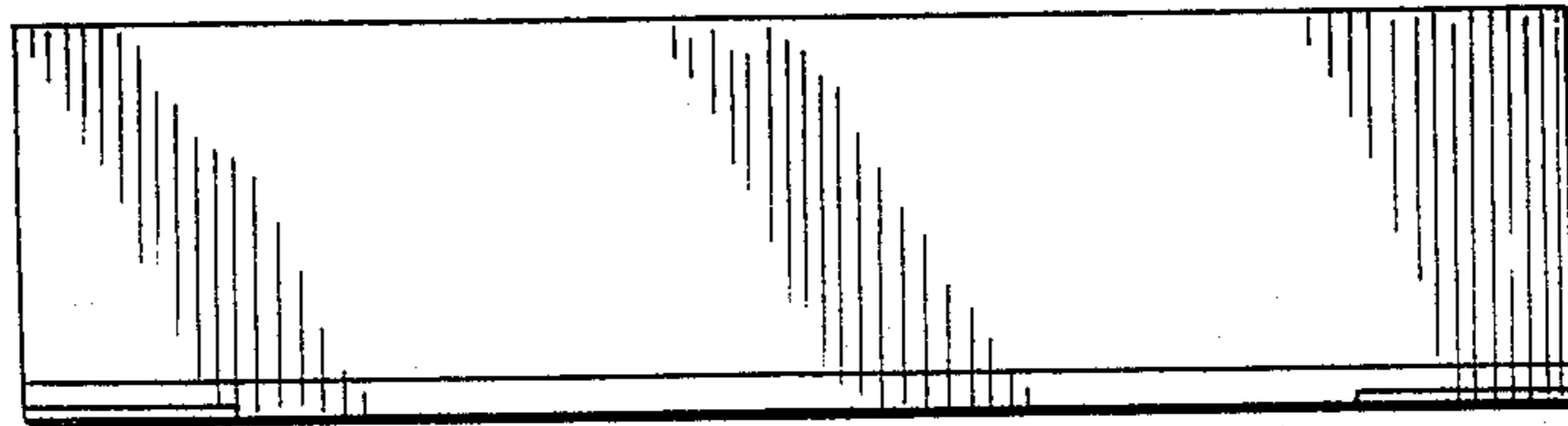




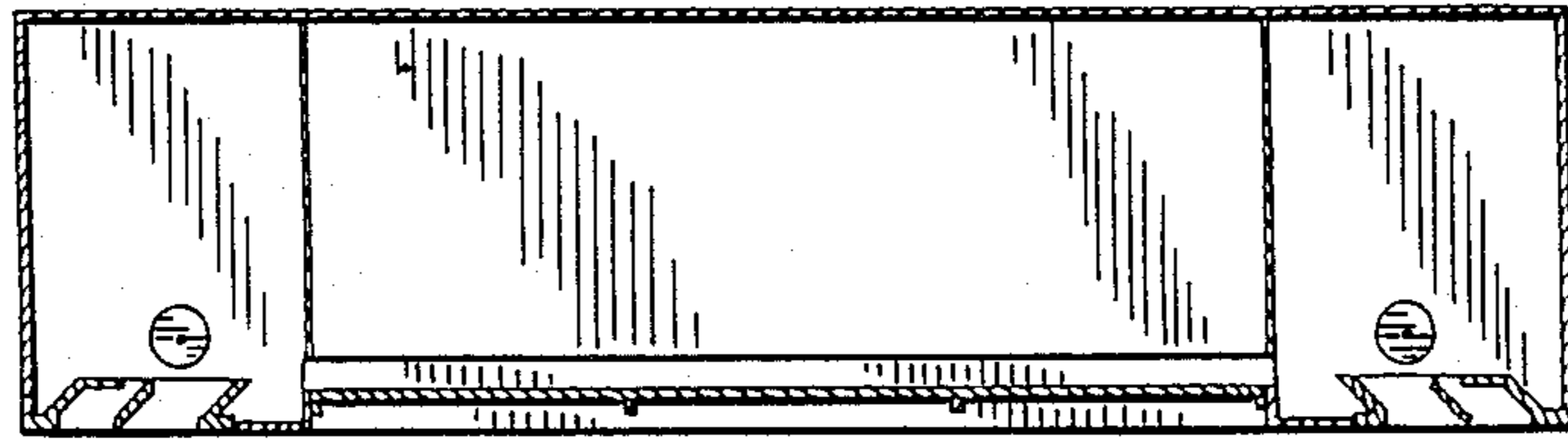
FIG. 2



**FIG. 3**



**FIG. 4**



**FIG. 5**



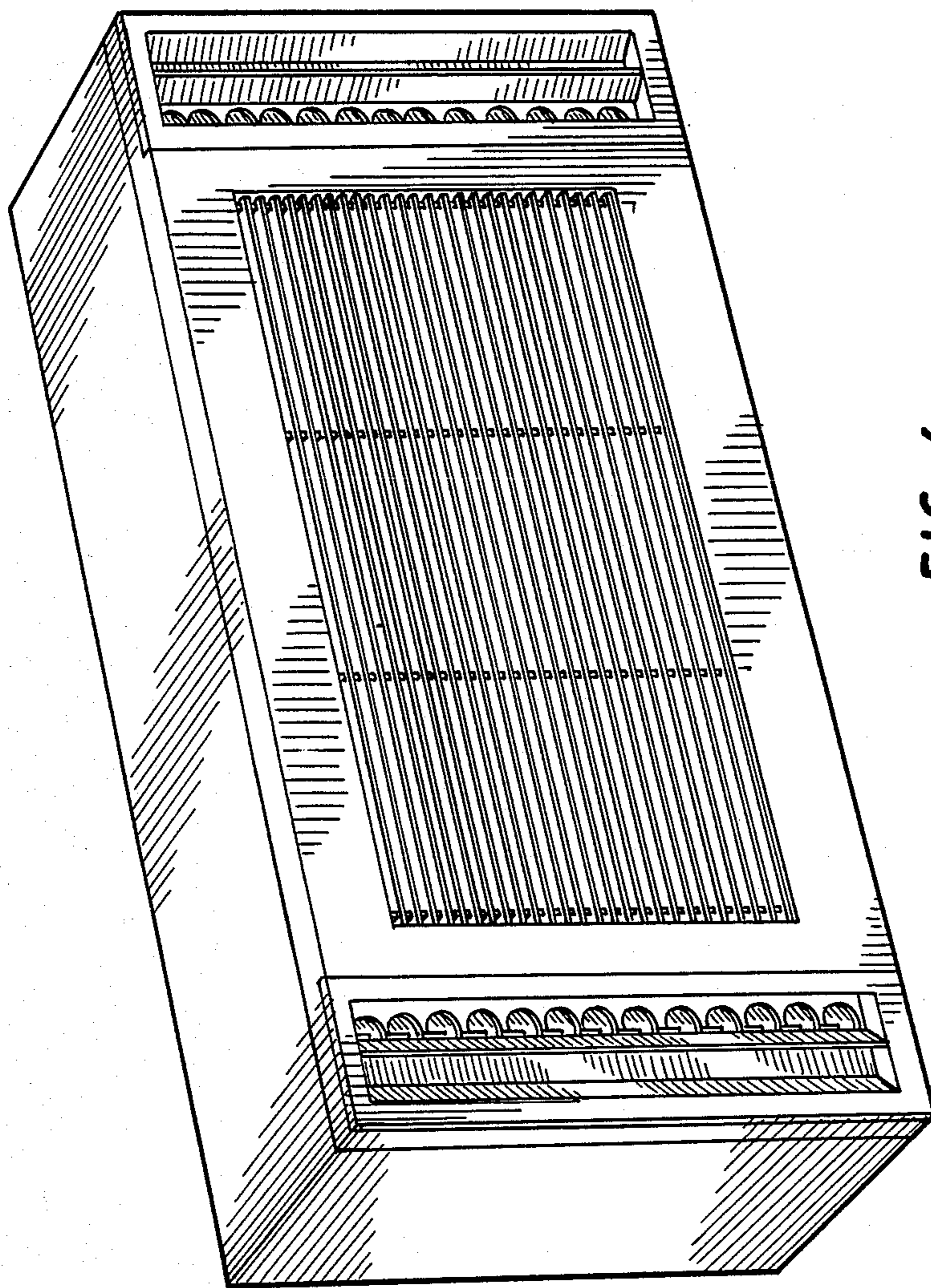


FIG. 6