

United States Patent [19]

Ward

[11] Patent Number: **Des. 304,067**

[45] Date of Patent: **** Oct. 17, 1989**

[54] **FISHING HOOK AND SWIVEL HOLDER**

[76] Inventor: **Gary P. Ward**, Route 2, Box 110,
Gaston, Oreg. 97119

[**] Term: **14 Years**

[21] Appl. No.: **187,091**

[22] Filed: **Apr. 26, 1988**

[52] U.S. Cl. **D22/149**

[58] Field of Search **D22/149; 43/53.5, 57.1;
289/17; 269/6**

[56] **References Cited**

U.S. PATENT DOCUMENTS

2,525,057	10/1950	Anderson .	
2,670,561	3/1954	Howorth et al.	43/53.5
2,934,369	4/1960	Kennedy .	
3,050,896	8/1962	Parker	43/53.5 X
3,419,924	1/1969	Archibald	43/53.5 X
3,588,078	6/1971	Nichols .	

4,590,702 5/1986 Chestnutt 43/53.5

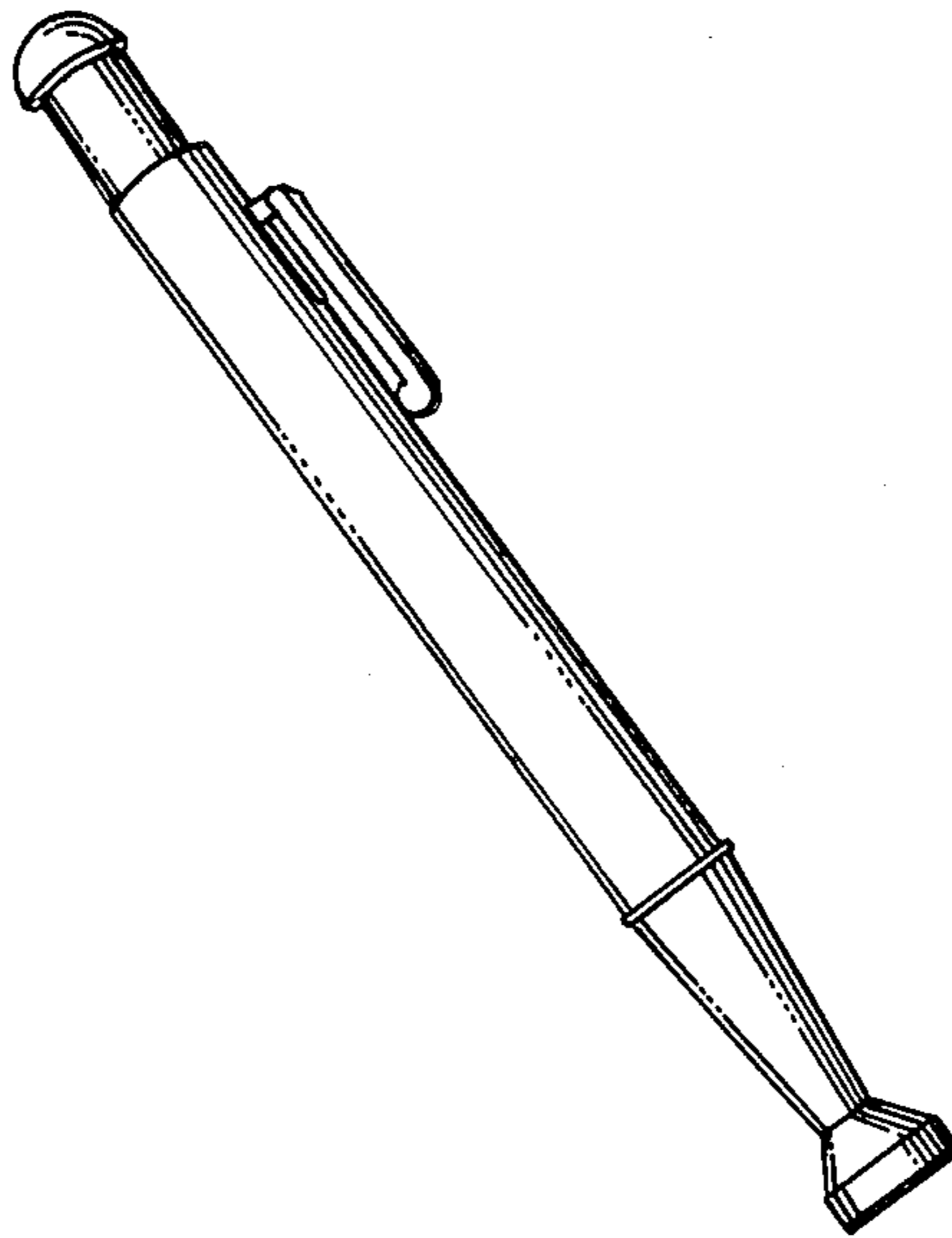
Primary Examiner—A. Hugo Word
Attorney, Agent, or Firm—Henderson & Sturm

[57] **CLAIM**

The ornamental design for a fishing hooks and swivels,
as shown and described.

DESCRIPTION

FIG. 1 is a perspective view of a holder for fishing
hooks and swivels showing my new design;
FIG. 2 is a front elevational view thereof;
FIG. 3 is a rear elevational view thereof;
FIG. 4 is a side elevational view thereof;
FIG. 5 is a front elevational view thereof in extended
mode.
FIG. 6 is a top plan view; and,
FIG. 7 is a bottom plan view.
The broken line showing of the hook is for illustrative
purposes only and forms no part of the claimed design.



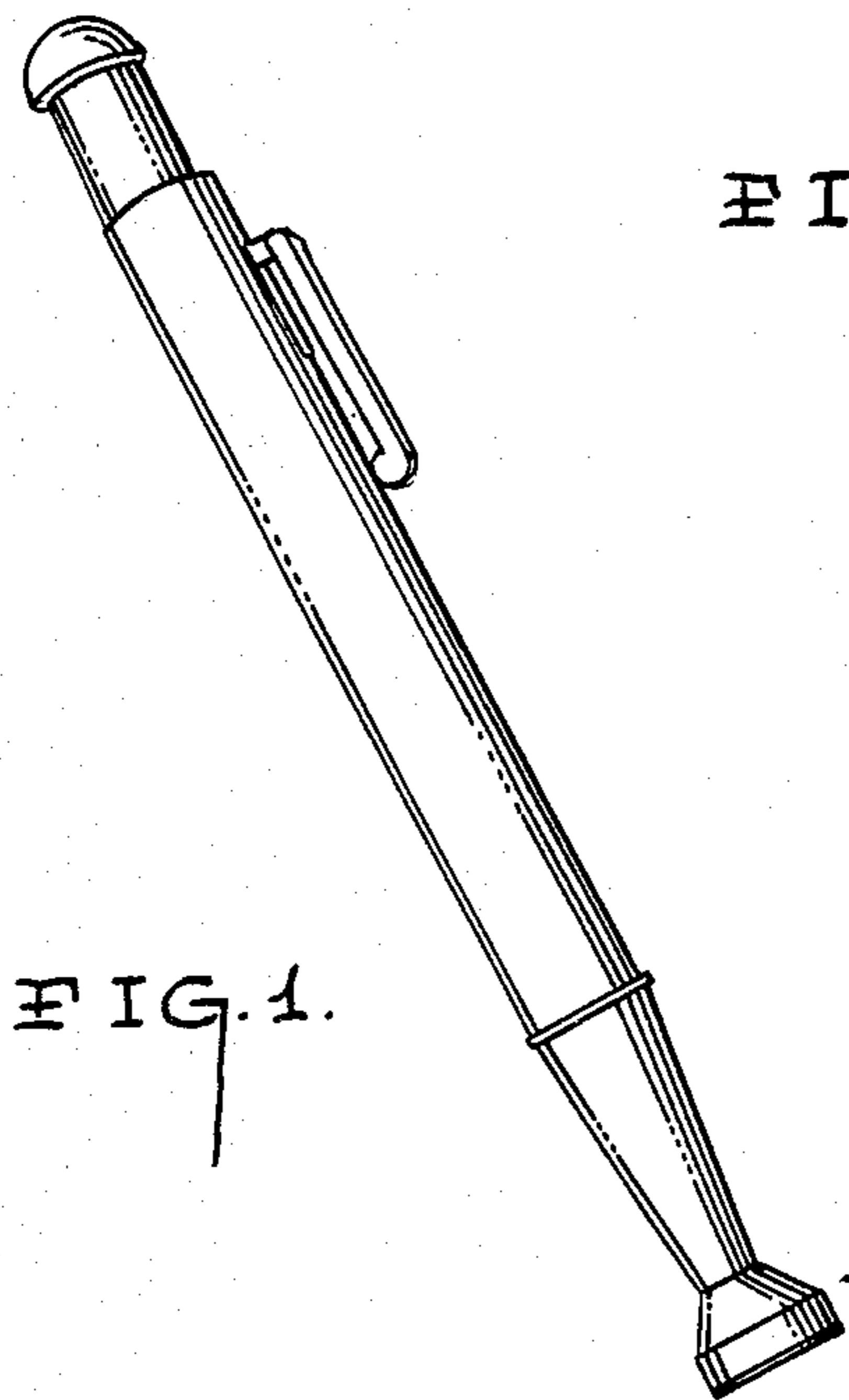


FIG. 2.

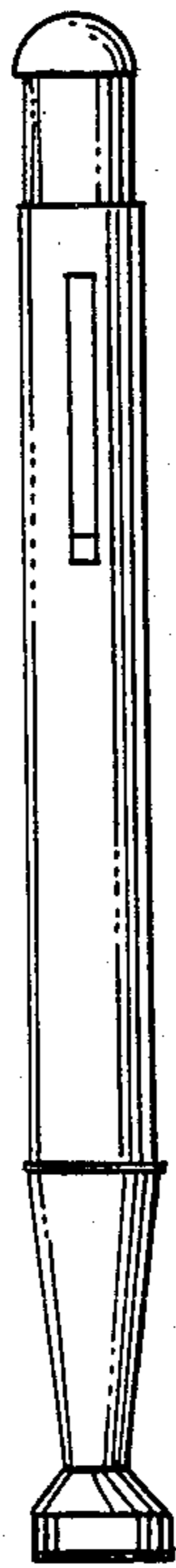


FIG. 3.

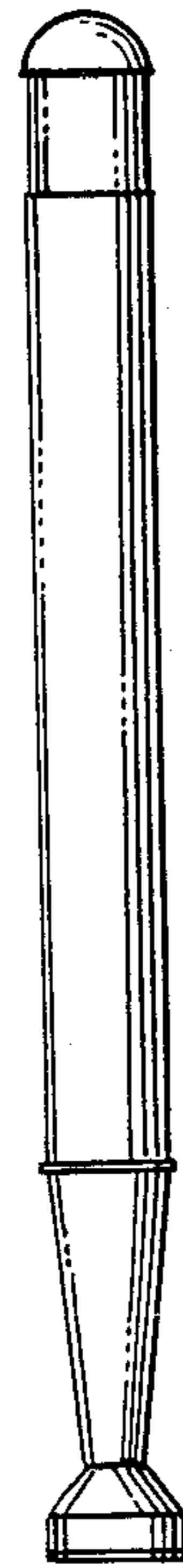


FIG. 4.




FIG. 5.



FIG. 6.



FIG. 7.

