

[54] TOY KITTEN FIGURE

[76] Inventor: Jane P. Seifert, 46 Princeton Ct., Cheektowaga, N.Y. 14225

[**] Term: 14 Years

[21] Appl. No.: 901,458

[22] Filed: Aug. 28, 1986

[52] U.S. Cl. D21/163

[58] Field of Search D21/163, 161; 446/369, 446/370

[56] References Cited

U.S. PATENT DOCUMENTS

- D. 50,088 12/1916 Averill D21/163
- D. 62,151 3/1923 Stokes D21/163
- D. 63,710 1/1924 Duff D21/161

OTHER PUBLICATIONS

McCall's Needlework & Transfer Patterns, Dec., 1954, p. 131, upper right, no. 1494, cat figure.

Primary Examiner—Melvin B. Feifer


Attorney, Agent, or Firm—Christel, Bean & Linihan

[57] CLAIM

The ornamental design for a toy kitten figure, as shown and described.

DESCRIPTION

FIG. 1 is a front elevation of the first embodiment of a toy kitten figure showing my new design;
 FIG. 2 is a back elevation view of the FIG. 1 figure;
 FIG. 3 is a side elevation view of the FIG. 1 figure as seen from the right in FIG. 1;
 FIG. 4 is a side elevation view of FIG. 1 figure as seen from the left in FIG. 1;
 FIG. 5 is a plan view of the FIG. 1 figure as seen from above in FIG. 1;
 FIG. 6 is a plan view of the FIG. 1 figure as seen from below in FIG. 1;
 FIG. 7 is a front elevation view of the FIG. 1 figure shown with its mittens removed;
 FIG. 8 is a back elevation view of the FIG. 1 figure shown with its mittens removed;
 FIG. 9 is a front elevation of a second embodiment of my design wherein a ribbon has been positioned on the head portion of the same figure seen in the first embodiment; and
 FIG. 10 is a plan view of the FIG. 8 embodiment as seen from above in FIG. 8.






Fig. 1.

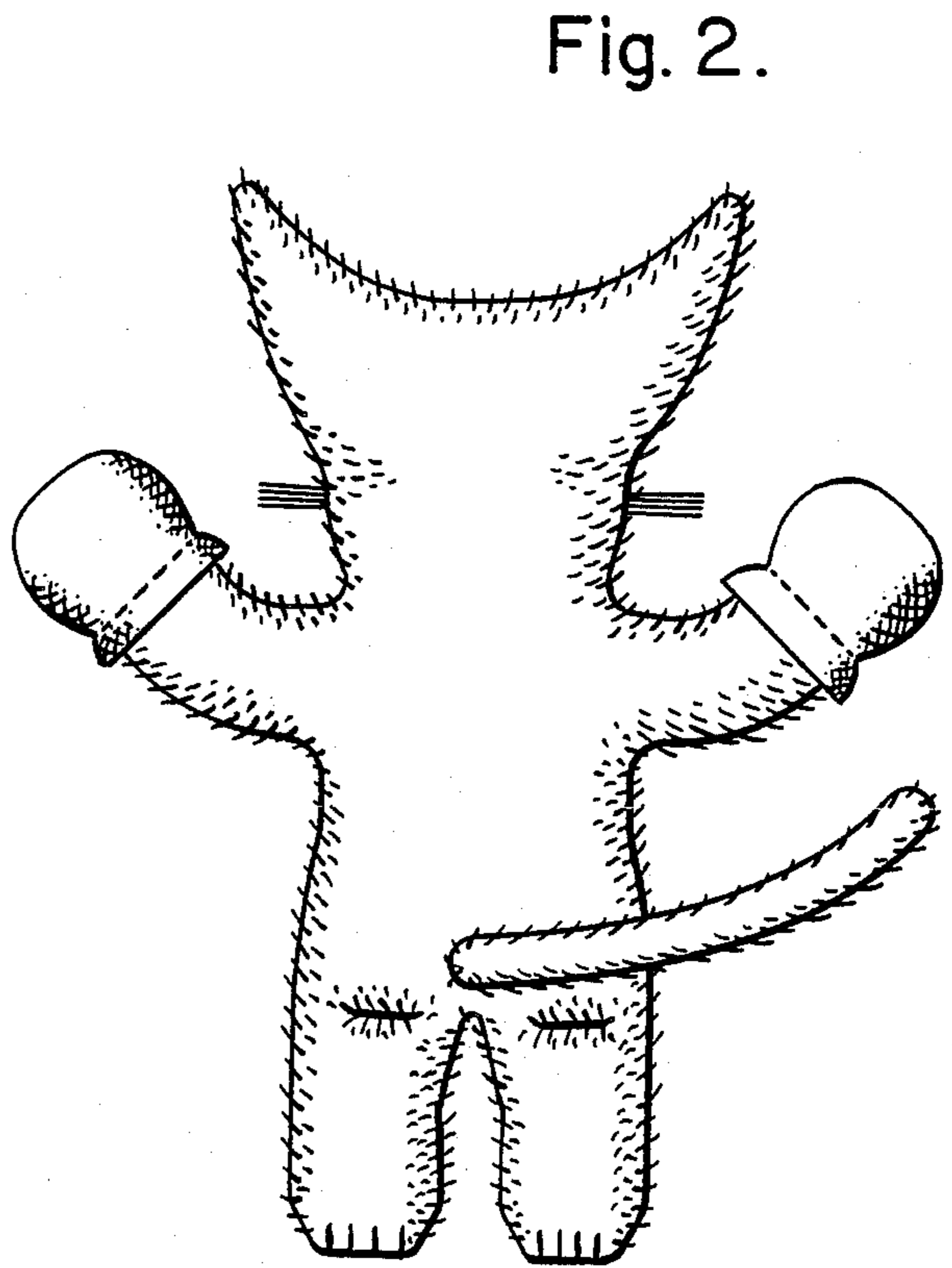


Fig. 2.




Fig. 5.

Fig. 3.

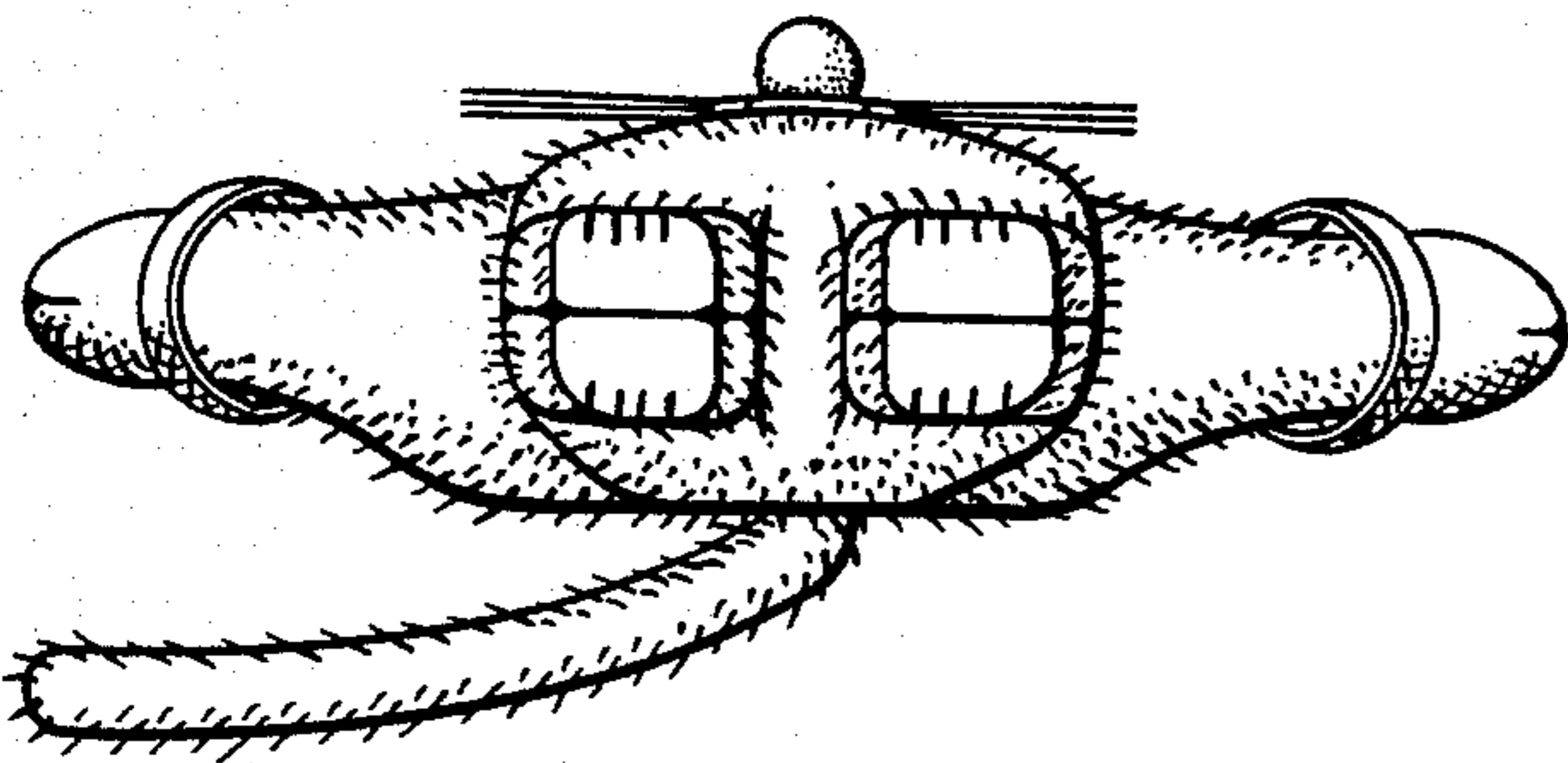


Fig. 6.

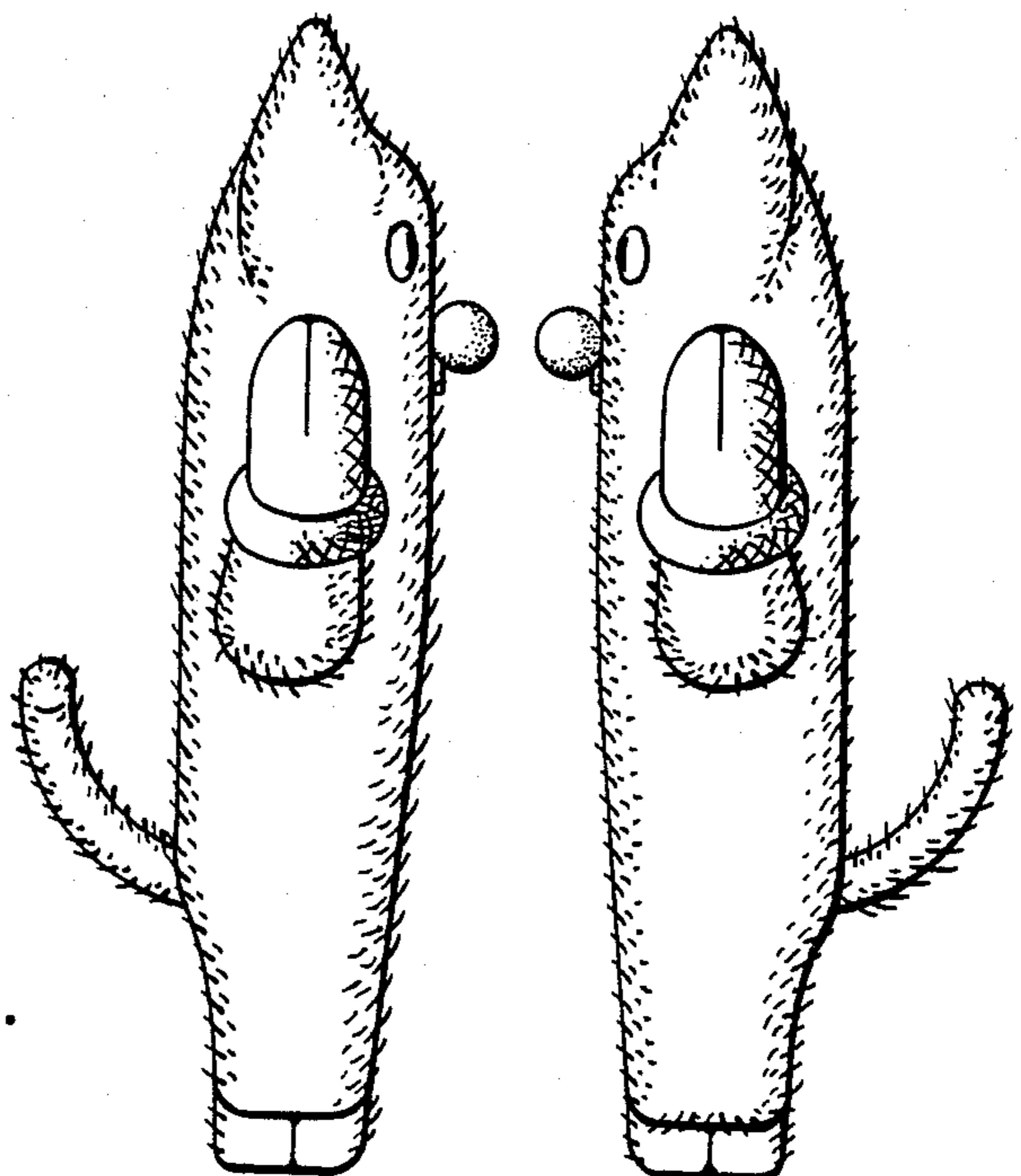


Fig. 4.




Fig. 7.

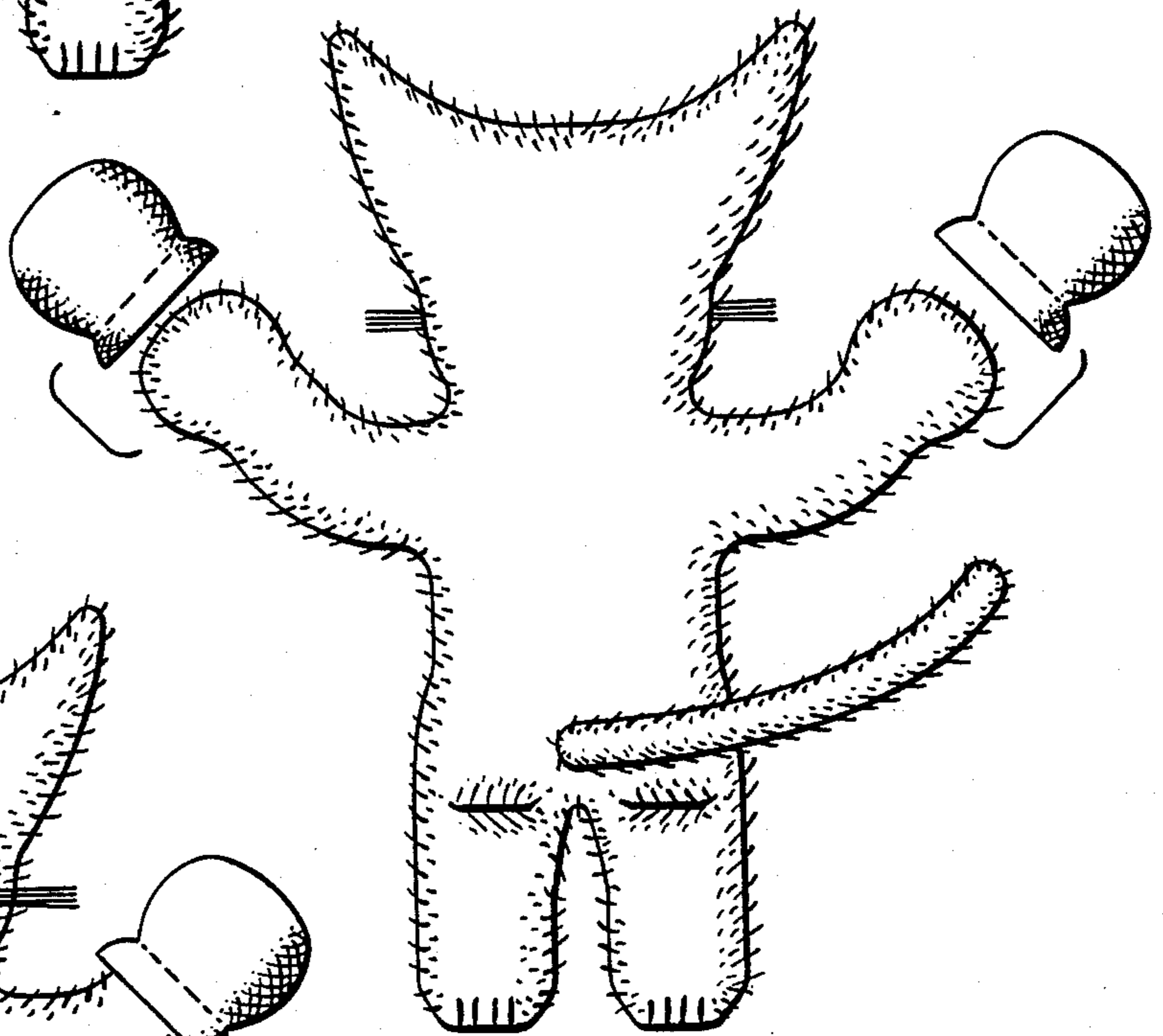


Fig. 8.

Fig. 9.




Fig. 10.

