

United States Patent [19]

Nichols et al.

[11] Patent Number: **Des. 304,006**

[45] Date of Patent: **** Oct. 17, 1989**

[54] **TELEPHONE ENCLOSURE**

[75] Inventors: **John W. Nichols; Stevens Van Pinkerton, Jr.**, both of St. Joseph, Mo.

[73] Assignee: **Acoustics Development Corporation**, St. Joseph, Mo.

[**] Term: **14 Years**

[21] Appl. No.: **73,426**

[22] Filed: **Jul. 15, 1987**

[52] U.S. Cl. **D6/553; D6/421; D6/574**

[58] Field of Search **D6/553, 555, 563, 567, D6/574, 421; D25/16; 108/33, 150, 152; 312/100, 204, 253-254; 52/27, 36, 40; 379/428, 435, 437, 440, 453-454; D14/157, 151, 248**

[56] **References Cited**

U.S. PATENT DOCUMENTS

D. 248,102 6/1978 Blake D25/16 X

D. 250,602 12/1978 Ambrosio et al. D6/421 X
D. 256,638 9/1980 Olson et al. D6/563
D. 280,504 9/1985 Walker, Jr. D14/147
D. 296,740 7/1988 Altman D6/421 X

Primary Examiner—Wallace R. Burke
Assistant Examiner—Brian N. Vinson
Attorney, Agent, or Firm—D. A. N. Chase; Joan Optican Herman

[57] **CLAIM**

The ornamental design for an telephone enclosure, as shown and described.

DESCRIPTION

FIG. 1 is a frontal perspective view of a telephone enclosure showing our new design;
FIG. 2 is a front elevational view thereof;
FIG. 3 is a right side elevational view thereof, the left side being a mirror image of that shown;
FIG. 4 is a rear elevational view thereof;
FIG. 5 is a top plan view thereof; and
FIG. 6 is a bottom plan view thereof.

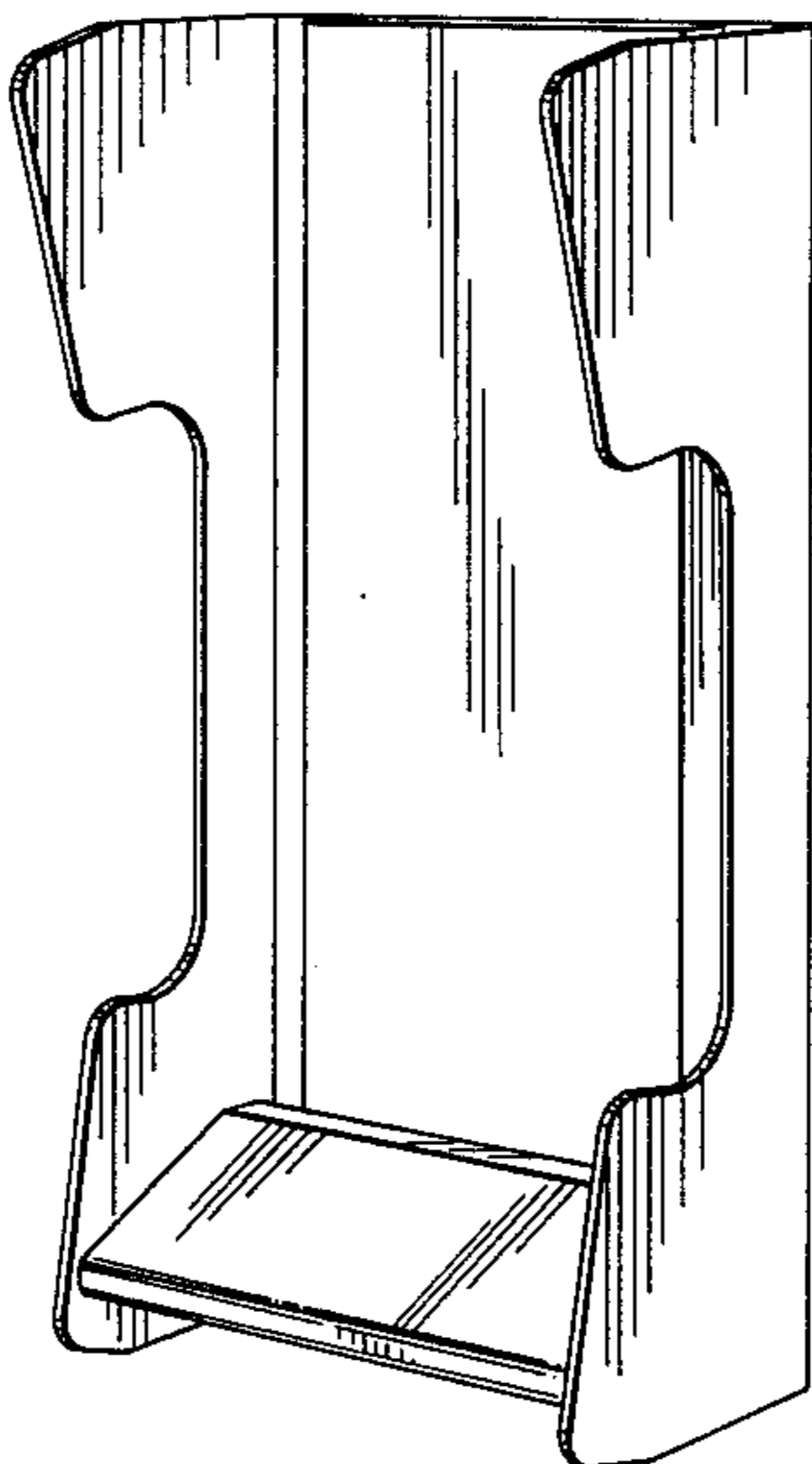




Fig. 1.




Fig. 2.




Fig. 3.

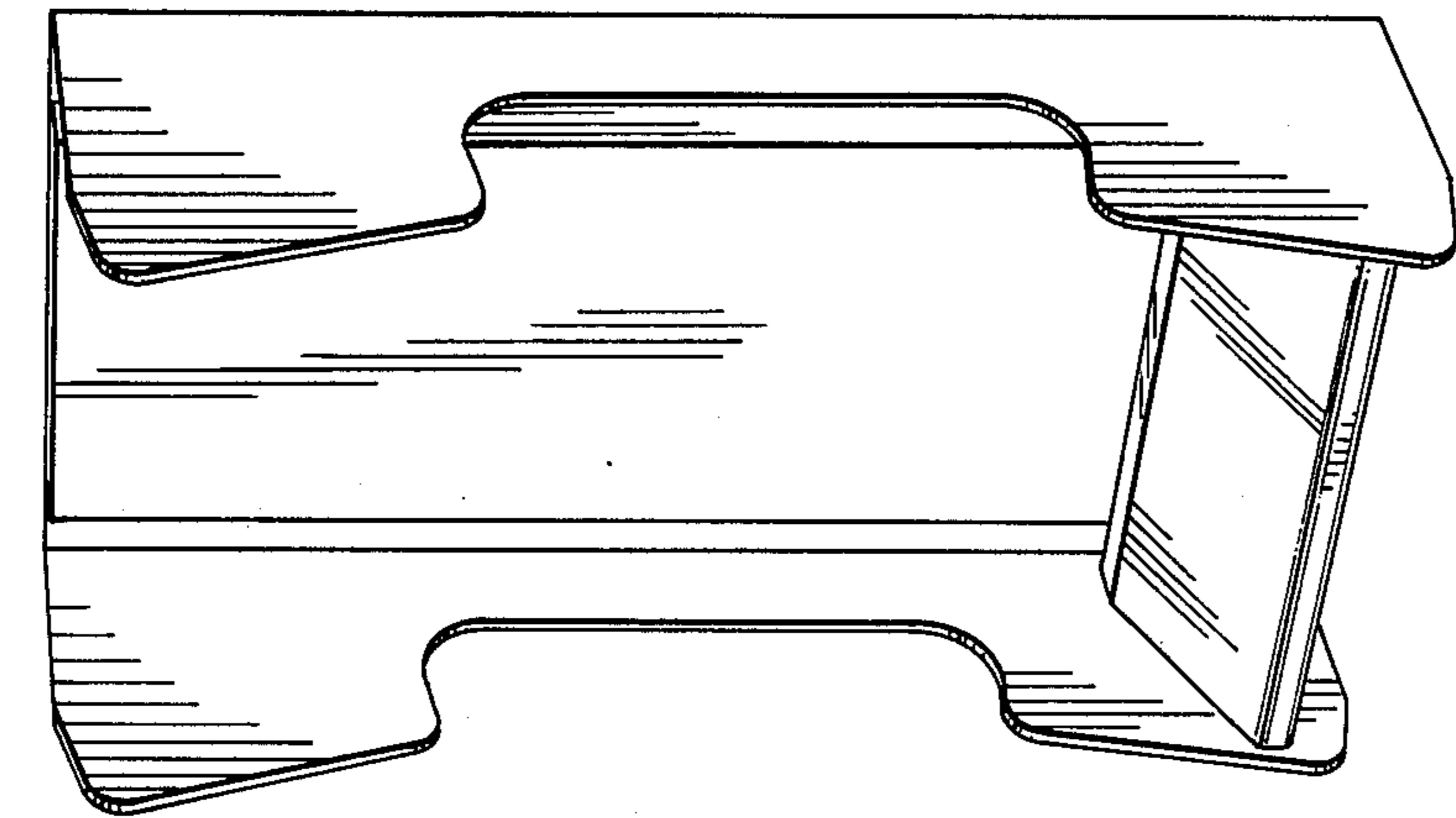


Fig. 4.

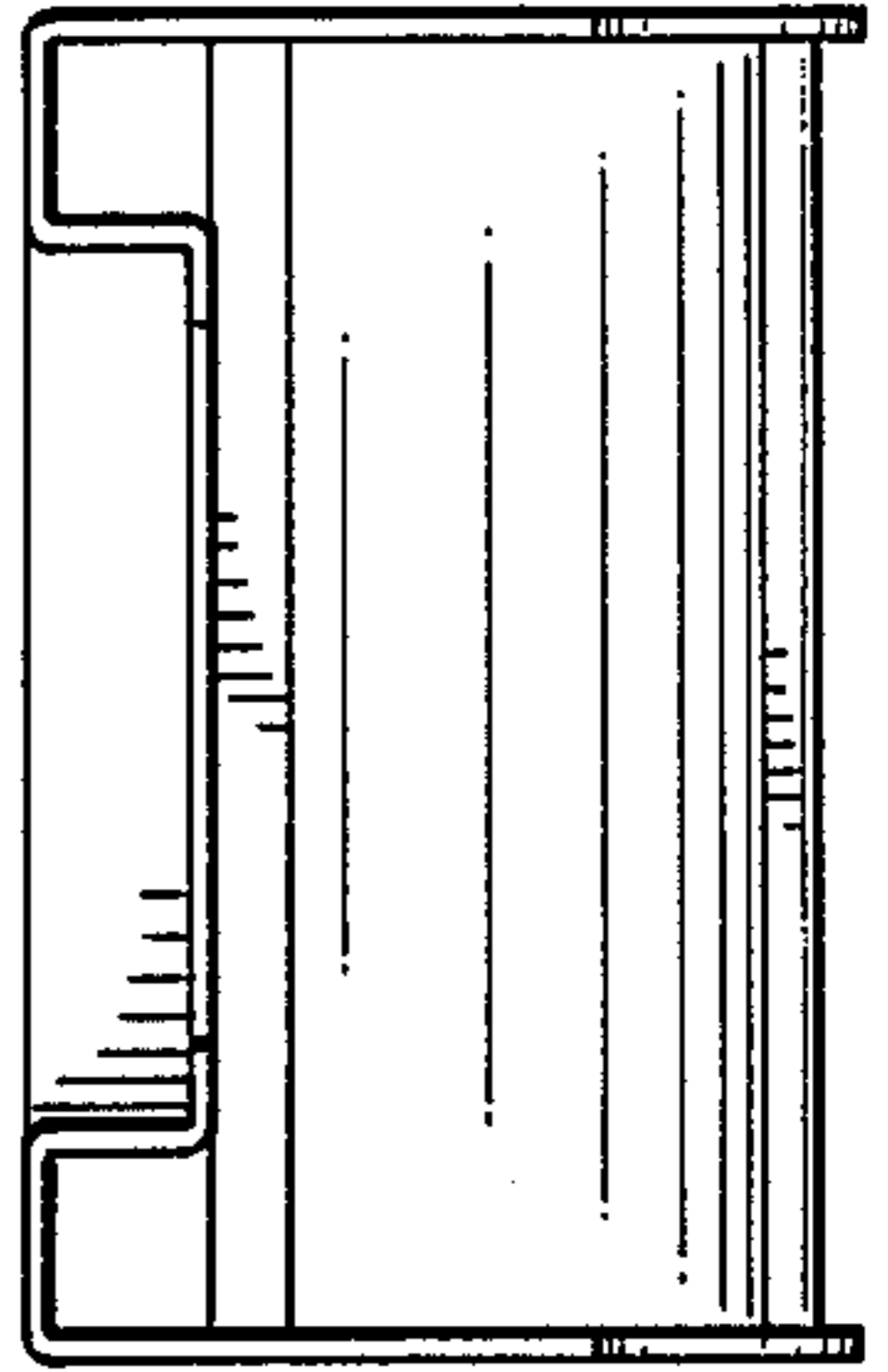


Fig. 5.




Fig. 6.