

[54] **KEY-RING**

[75] **Inventor: Claude Grossiord, Annecy, France**

[73] **Assignee: S. T. Dupont, Paris Cedex, France**

[**] **Term: 14 Years**

[21] **Appl. No.: 870,687**

[22] **Filed: Jun. 4, 1986**

[30] **Foreign Application Priority Data**

Dec. 19, 1985 [FR] France 856074

[52] **U.S. Cl. D3/61**

[58] **Field of Search D3/30.1, 101, 61, 103;
70/459, 460; 24/299, 300, 301, 302; 403/DIG.
3, DIG. 4, 410**

[56] **References Cited**

U.S. PATENT DOCUMENTS

D. 187,428 3/1960 Cavalero D3/103
D. 203,672 2/1966 Evans D3/103
2,079,046 5/1937 Schoeninger 24/299 X
2,098,694 11/1937 Schraysshuen 70/459

2,192,883 3/1940 Forstner D3/103
2,361,069 10/1944 Steinhardt 70/459
2,551,564 5/1951 Marien 70/459

Primary Examiner—Bruce W. Dunkins
Assistant Examiner—Y. Brunot
Attorney, Agent, or Firm—Lester Horwitz

[57] **CLAIM**

The ornamental design for a key-ring, as shown and described.

DESCRIPTION

FIG. 1 is a front elevational view of a key ring showing my new design;
FIG. 2 is a rear elevational view;
FIG. 3 is a left side elevational view;
FIG. 4 is a right side elevational view;
FIG. 5 is a top plan view;
FIG. 6 is a bottom plan view;
FIG. 7 is a perspective view; and
FIG. 8 is a perspective view of the key ring in an open condition.
The broken lines disclosed in FIG. 2 have been shown for illustrative purposes only.

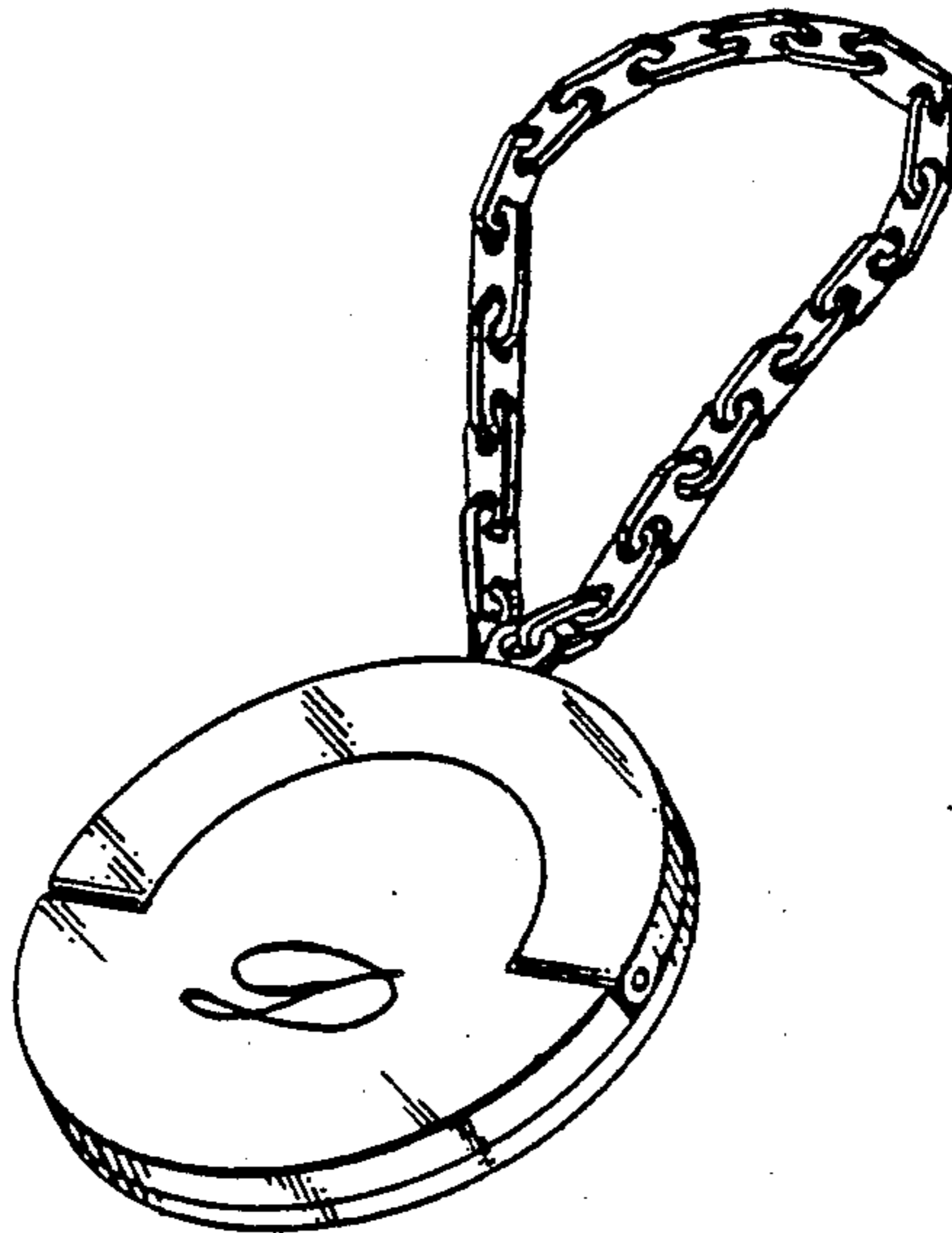


Fig. 1




Fig. 2




Fig. 3



Fig. 4



Fig. 5




Fig. 6

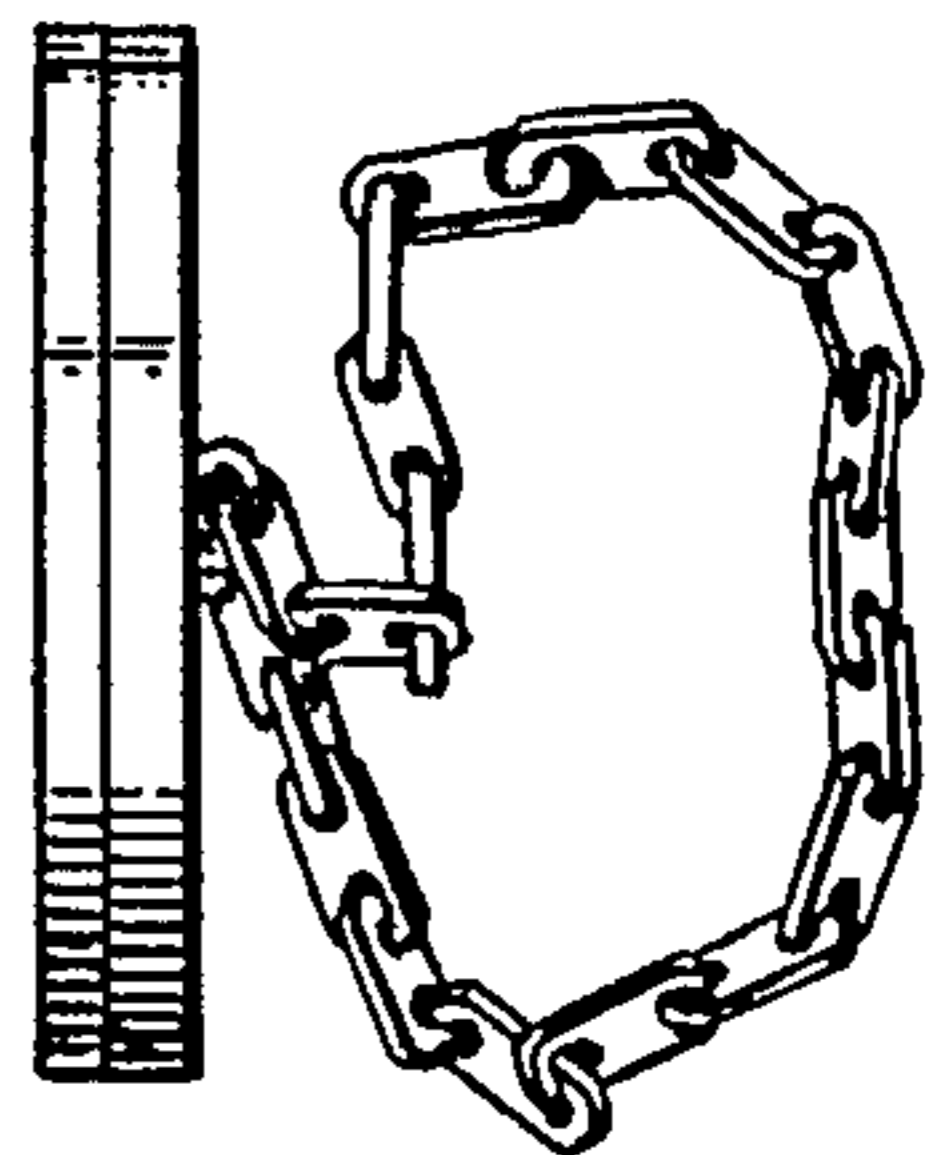


Fig. 8

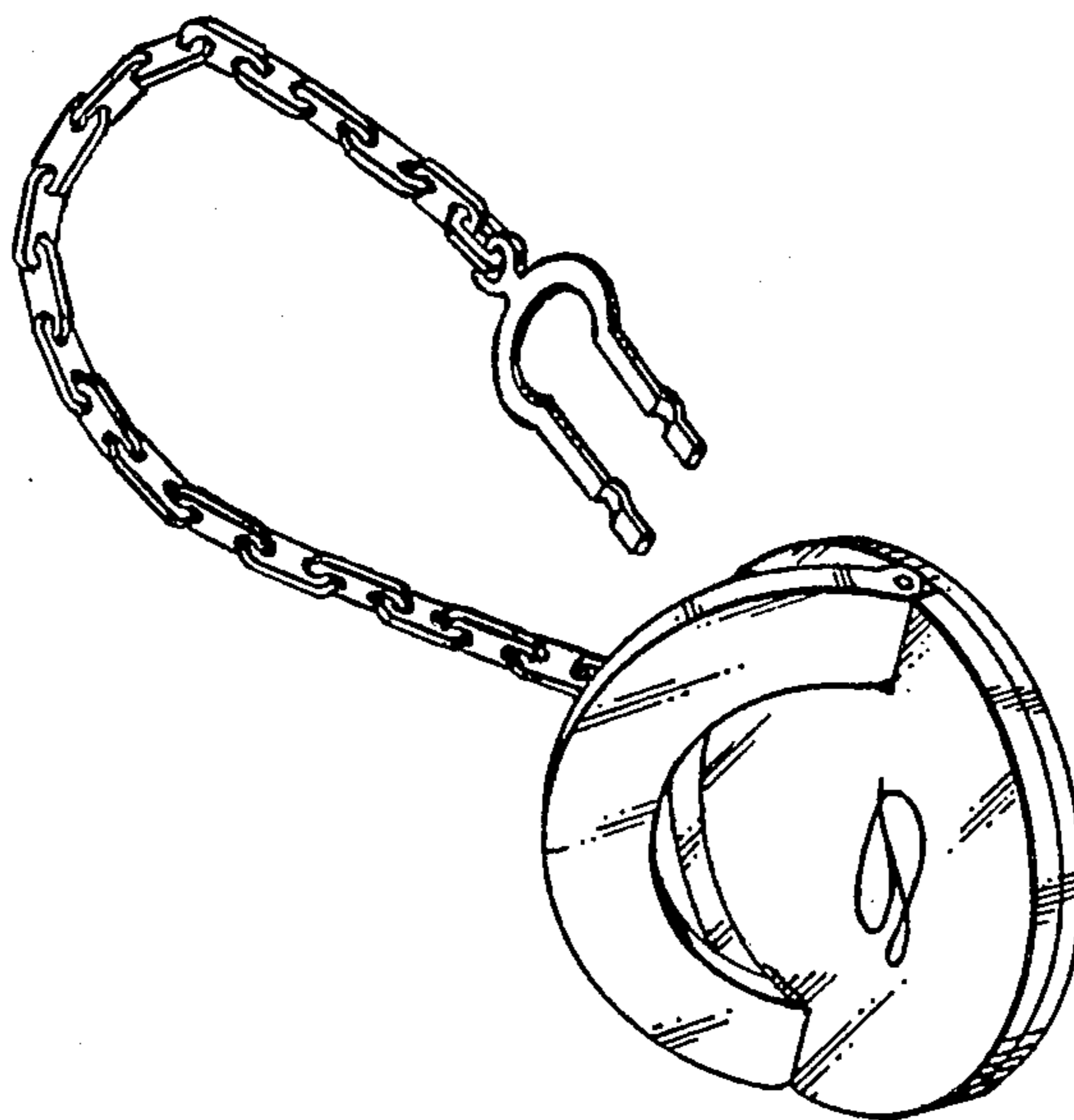


Fig. 7

