

United States Patent [19]
Grötsch

[11] **Patent Number: Des. 303,992**
[45] **Date of Patent: ** Oct. 10, 1989**

[54] **RETRACTABLE HOLDER FOR AN ERASER
OR SIMILAR ARTICLE**

[75] **Inventor: Gerald Grötsch, Fuerth, Fed. Rep. of
Germany**

[73] **Assignee: J. S. Staedtler GmbH & Co.,
Nuremberg, Fed. Rep. of Germany**

[**] **Term: 14 Years**

[21] **Appl. No.: 938,741**

[22] **Filed: Dec. 5, 1986**

[30] **Foreign Application Priority Data**

Jun. 11, 1986 [DE] Fed. Rep. of Germany ... MRVII275

[52] **U.S. Cl. D19/53; D19/65;
D19/48; D19/35**

[58] **Field of Search D19/53, 48, 65, 35;
401/82, 83, 84**

[56] **References Cited**

U.S. PATENT DOCUMENTS

D. 260,532 9/1981 Sakaoka D19/53

D. 286,164 10/1986 Tinz D19/48
2,029,731 2/1936 Maurer 401/83
2,314,777 3/1943 Farrington 401/83
2,762,336 9/1956 Estes 401/83
3,575,516 2/1968 Horie 401/83
3,756,727 9/1973 Gallagher 401/84
3,989,392 11/1976 Seidler 401/84 X

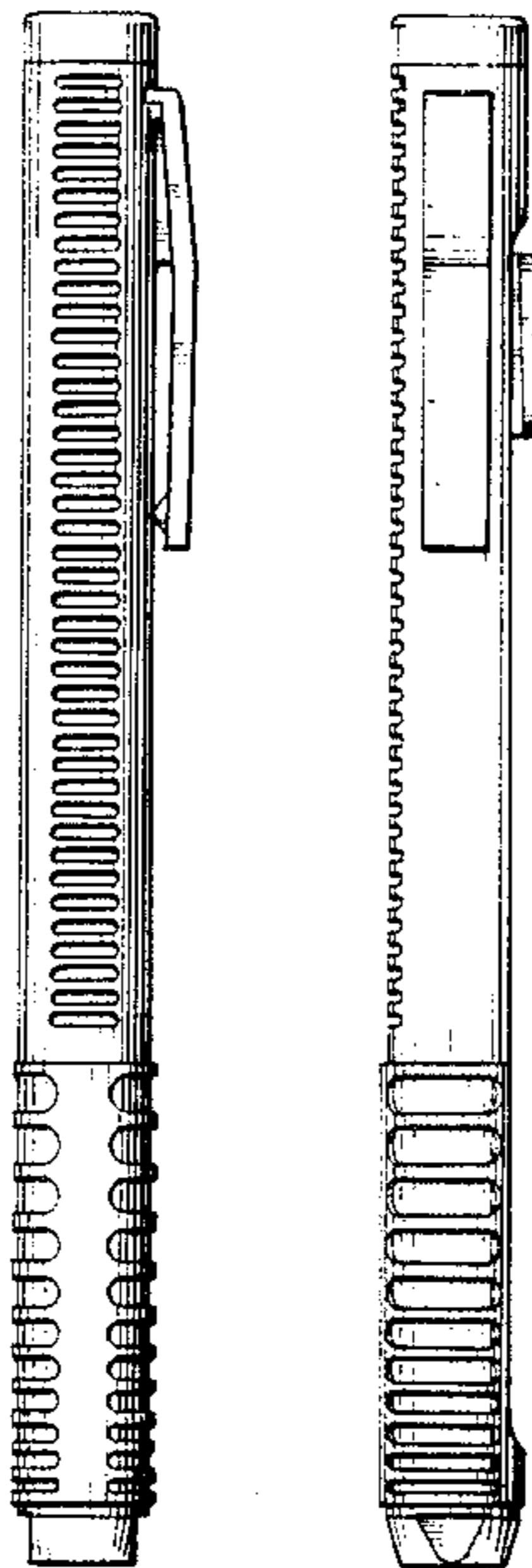
Primary Examiner—Bruce W. Dunkins
Assistant Examiner—Martha Thompson
Attorney, Agent, or Firm—Toren, McGeady &
Associates

[57] **CLAIM**

The ornamental design for a retractable holder for an eraser or similar article, as shown.

DESCRIPTION

FIG. 1 is a top plan view of a retractable holder for an eraser or similar article showing my new design; FIG. 2 is a front elevational view; FIG. 3 is a left side elevational view; FIG. 4 is a right side elevational view; FIG. 5 is a rear elevational view; and FIG. 6 is a bottom plan view thereof.






FIG. 1

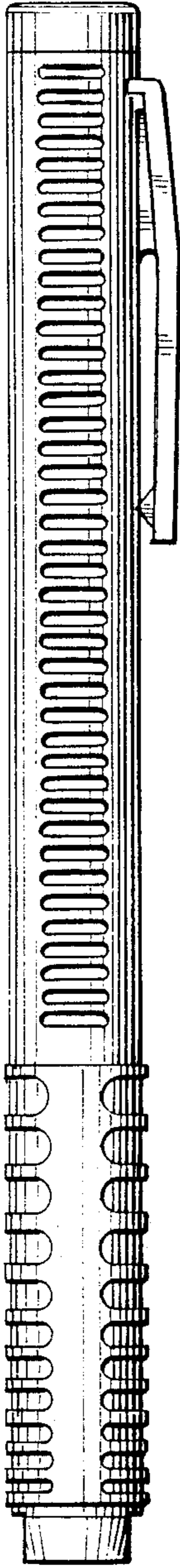


FIG. 3




FIG. 2




FIG. 4

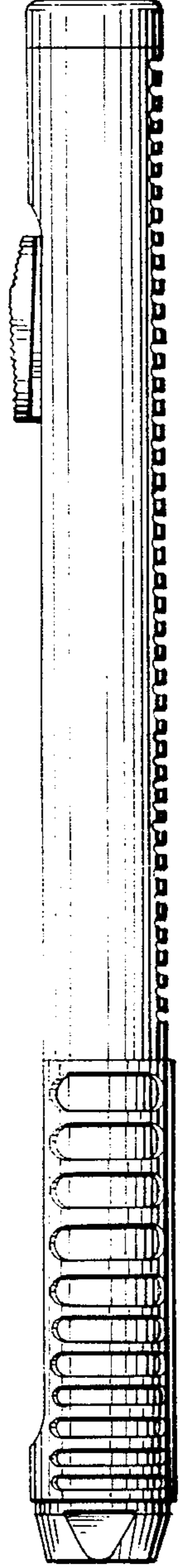


FIG. 5

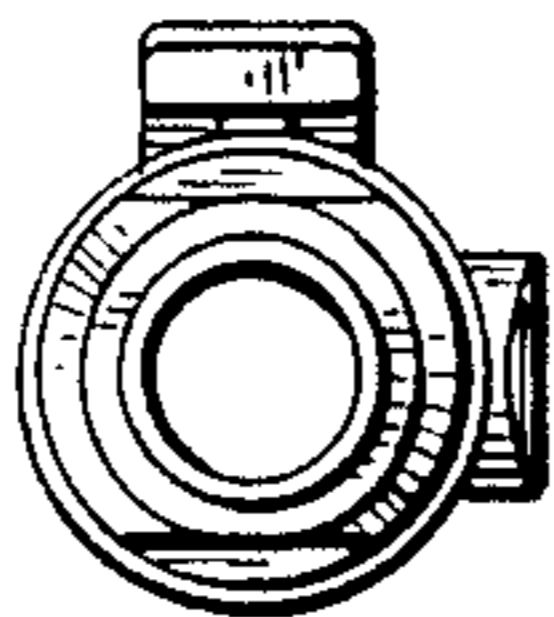


FIG. 6