

[54] MINIATURE PEN WITH CAP

[76] Inventor: Kent D. Murphy, 8 Windermere, Gilford Road, Sandymount, Dublin 4, Ireland

[**] Term: 14 Years

[21] Appl. No.: 944,604

[22] Filed: Dec. 22, 1986

[52] U.S. Cl. D19/48; D19/36; D19/43

[58] Field of Search D19/35, 36, 41-51, D19/54-58; 401/6, 195, 95

[56] References Cited

U.S. PATENT DOCUMENTS

D. 98,496	2/1936	Britton	D19/53
D. 162,213	2/1951	Nelson et al.	D19/48
D. 202,674	10/1965	Dales	D19/36
698,122	4/1902	Lovejoy	401/195

FOREIGN PATENT DOCUMENTS

816664	3/1949	Fed. Rep. of Germany	401/95
592052	4/1925	France	401/95
2301	of 1908	United Kingdom	401/95
19977	of 1908	United Kingdom	401/95

228359 of 1925 United Kingdom 401/95

Primary Examiner—Bruce W. Dunkins
Assistant Examiner—Martha Thompson
Attorney, Agent, or Firm—Brady, O'Boyle & Gates

[57] CLAIM

The ornamental design for a miniature pen with cap, as shown and described.

DESCRIPTION

FIG. 1 is a perspective view of a miniature pen with cap, having the cap member in a closed position, showing my new design;
FIG. 2 is a top plan view;
FIG. 3 is a side elevational view in an exploded condition, the opposite side being a mirror image thereof;
FIG. 4 is a side elevational view with the cap member in an "in use" position, the opposite side being a mirror image thereof;
FIG. 5 is a bottom plan view with respect to FIG. 1;
FIG. 6 is a bottom plan view with respect to FIG. 3;
FIG. 7 is a perspective view of a second embodiment of my new design, with the cap member in a closed position; and
FIG. 8 is a perspective view of a third embodiment of my new design, with the cap member in a closed position.




FIG. 1




FIG. 2

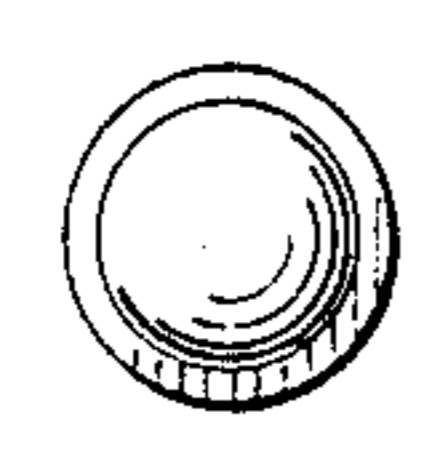


FIG. 5

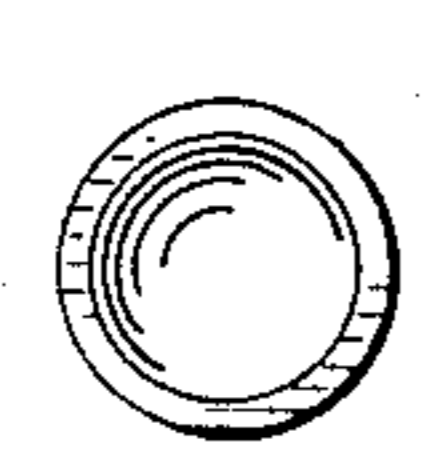


FIG. 7

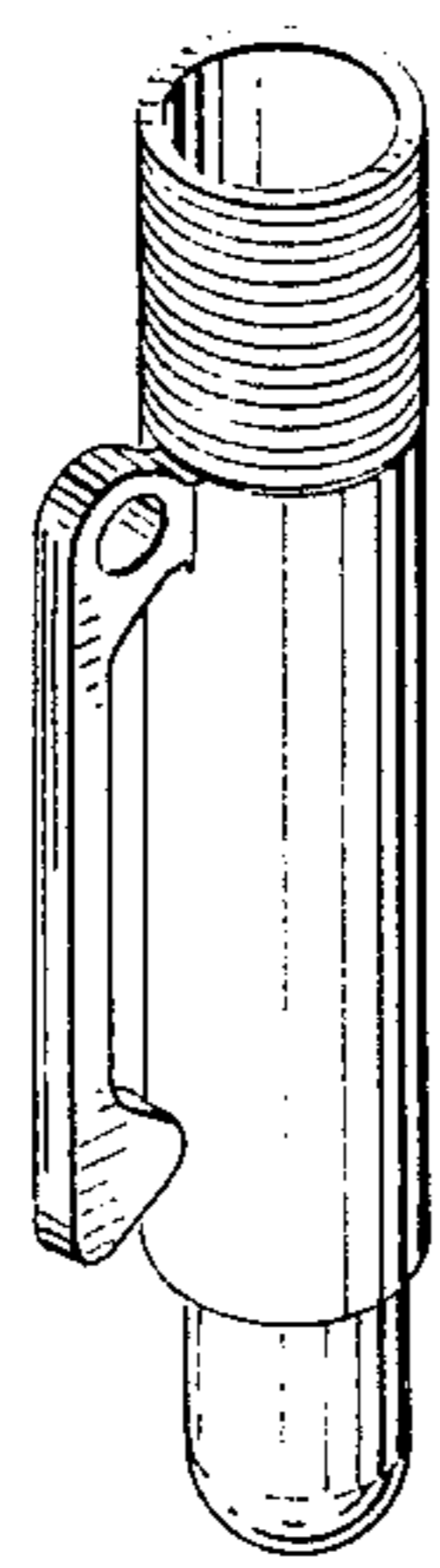


FIG. 4

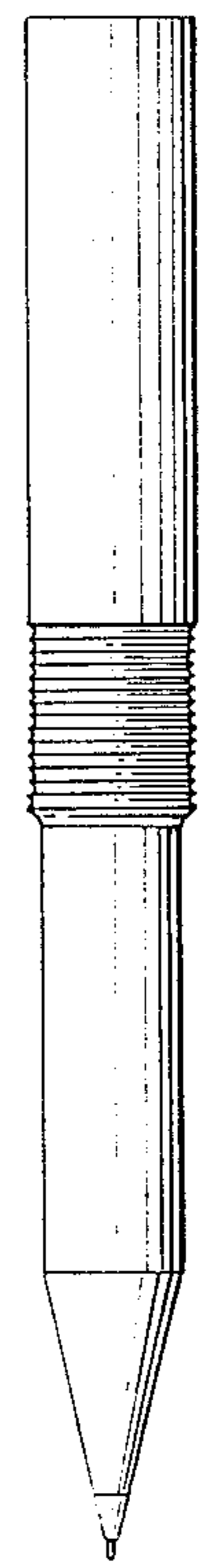


FIG. 6

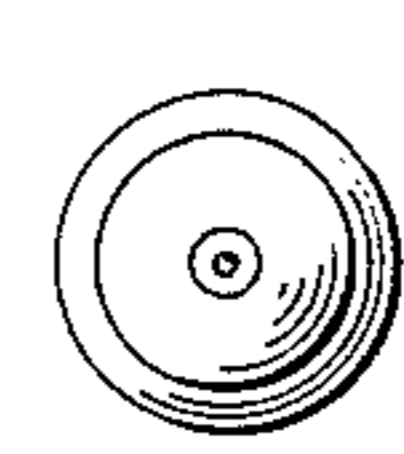


FIG. 8

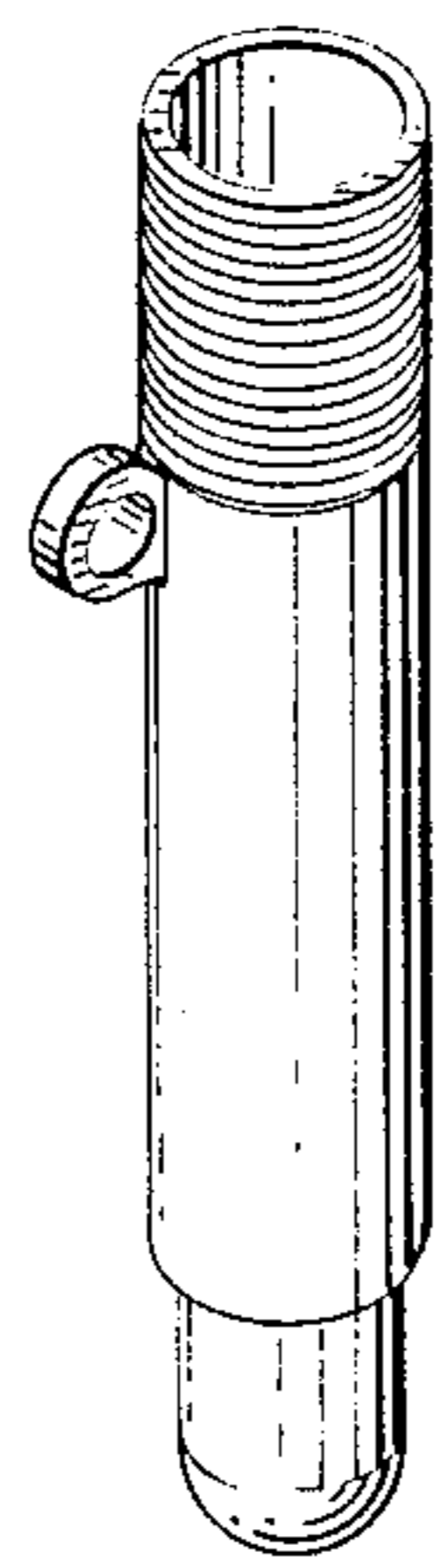


FIG. 3

