

[54] DEST-TOP ELECTRONIC CALCULATOR

[75] Inventors: Keiko Takemata, Tokyo; Eiichi Yoshioka, Abiko, both of Japan

[73] Assignee: Canon Kabushiki Kaisha, Tokyo, Japan

[**] Term: 14 Years

[21] Appl. No.: 905,256

[22] Filed: Sep. 9, 1986

[30] Foreign Application Priority Data

Mar. 14, 1986 [JP] Japan 61-9256

[52] U.S. Cl. D18/7

[58] Field of Search D18/2, 6, 7, 11, 12; D10/2, 15, 30; D14/100, 106, 107; 200/5 A; 235/61 R; 340/365, 700; 364/706, 710

[56] References Cited

U.S. PATENT DOCUMENTS

- D. 257,045 9/1980 Ikeda et al. D18/7
- D. 273,502 4/1984 Sakata D18/7
- D. 277,681 2/1985 Ishida D18/7
- D. 284,200 6/1986 Hayashi D18/7
- D. 289,903 5/1987 Kikuchi et al. D18/7

- D. 297,950 10/1988 Yubisui et al. D18/7
- D. 298,545 11/1988 Yoshioka et al. D18/7
- D. 298,546 11/1988 Yoshioka et al. D18/7
- D. 298,548 11/1988 Yoshioka et al. D18/7
- D. 299,251 1/1989 Endo et al. D18/2

Primary Examiner—Nelson C. Holtje
Assistant Examiner—Caron D. Veynar
Attorney, Agent, or Firm—Fitzpatrick, Cella, Harper & Scinto

[57] CLAIM

The ornamental design for a desk-top electronic calculator, as shown and described.

DESCRIPTION

FIG. 1 is a front elevational view of the desk-top electronic calculator showing our new design; FIG. 2 is a rear elevational view thereof; FIG. 3 is a top plan view thereof; FIG. 4 is a bottom plan view thereof; FIG. 5 is a left side elevational view thereof; FIG. 6 is a right side elevational view thereof; FIG. 7 is a perspective view thereof; FIG. 8 is a left side elevational view thereof with the leg unfolded; and FIG. 9 is a front elevational view thereof with the leg unfolded.




FIG. 1




FIG. 2




FIG. 3

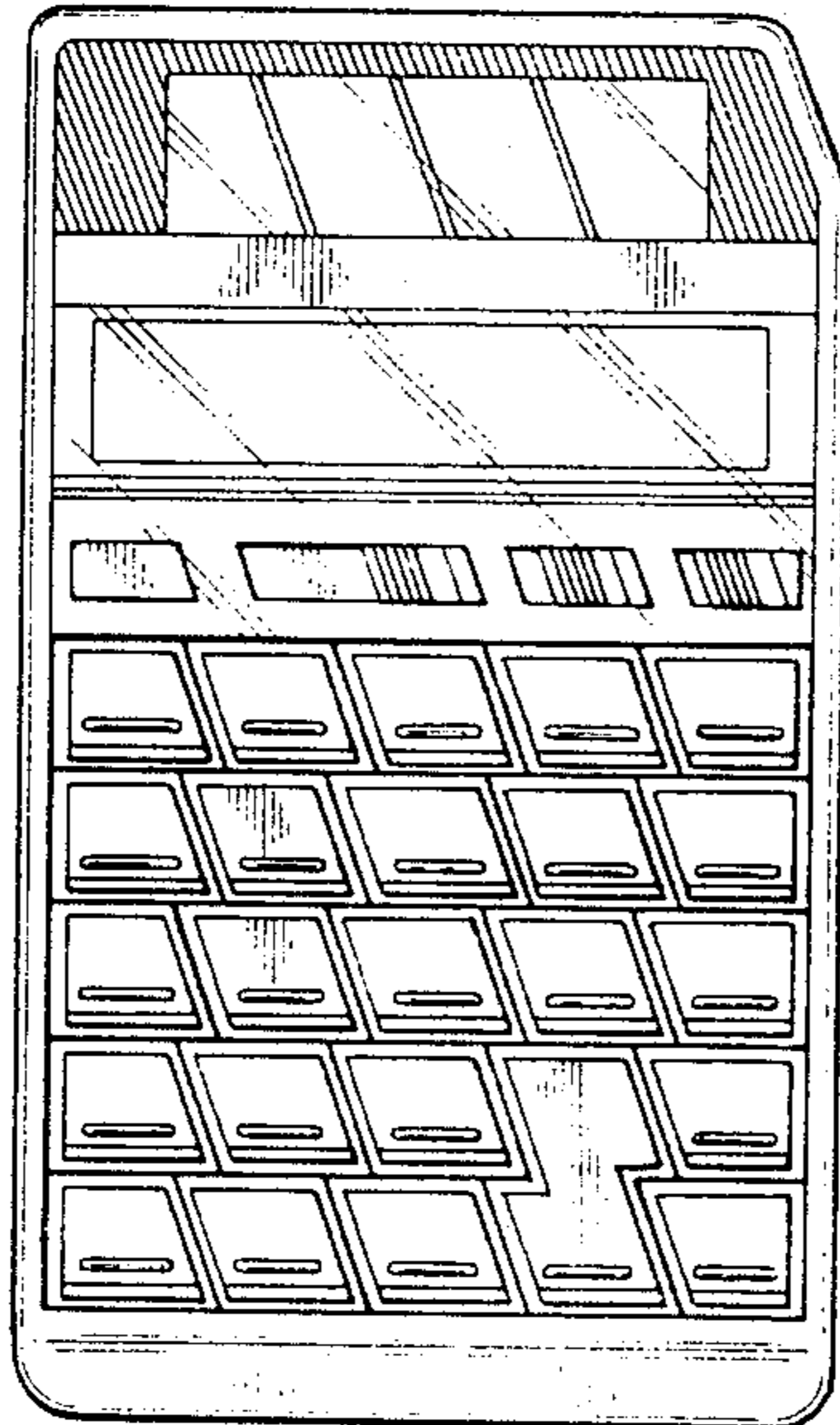


FIG. 4




FIG. 5

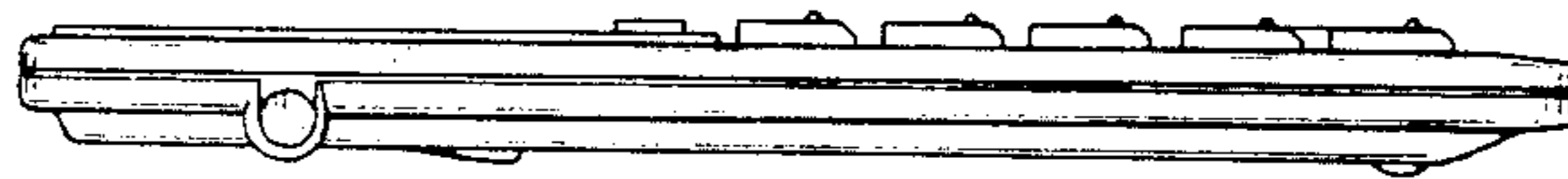


FIG. 6

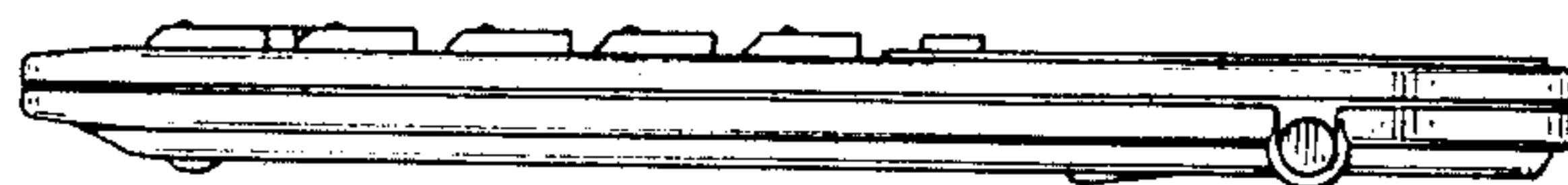


FIG. 7

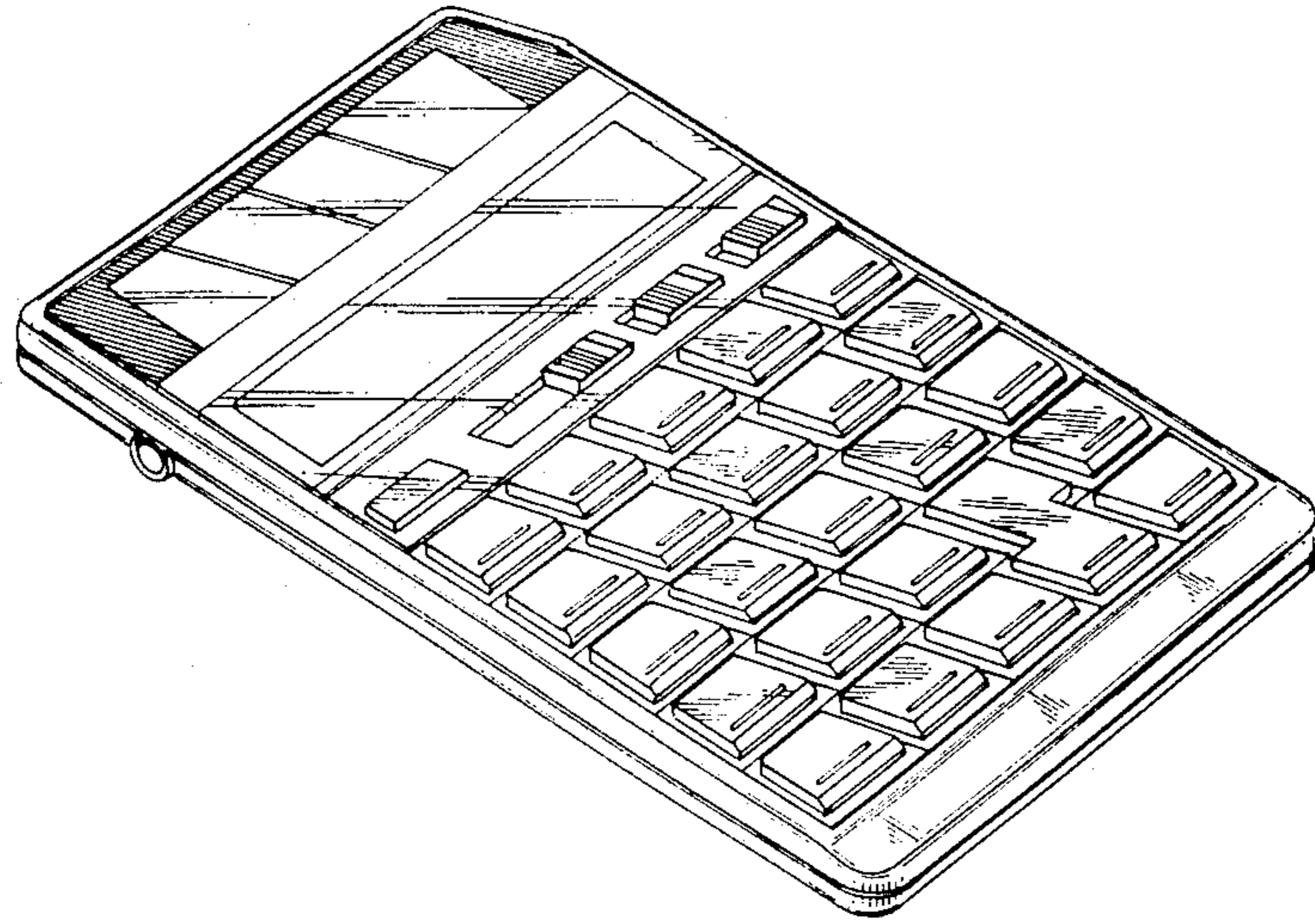


FIG. 8

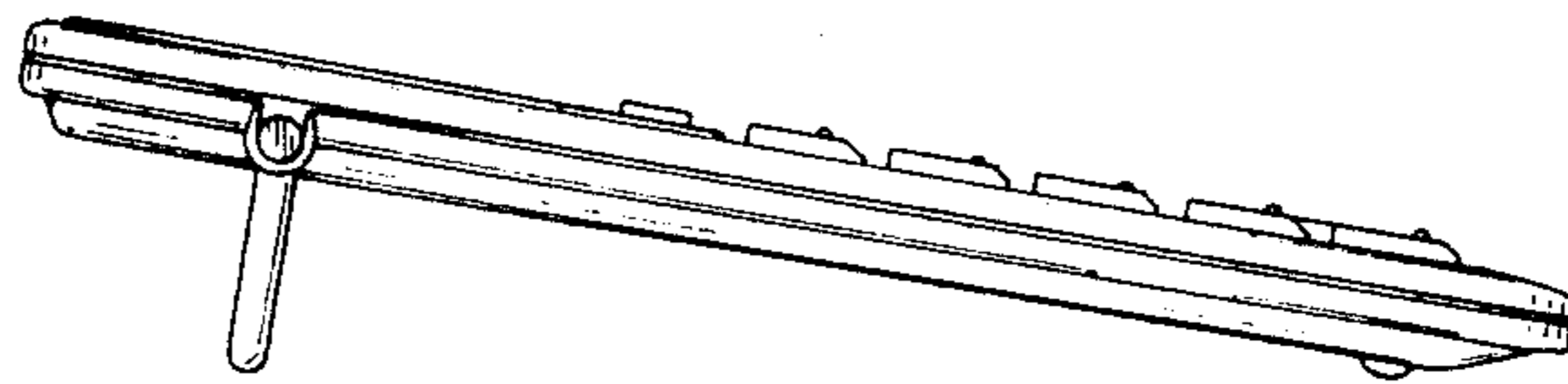


FIG. 9

