

[54] **FACSIMILE**

D. 295,750 5/1988 Imai D14/118 X

[75] **Inventors: Kawamura Toru, Aichi; Takagi Katsunori, Hyogo, both of Japan**

[73] **Assignee: Minolta Camera Kabushiki Kaisha, Japan**

[**] **Term: 14 Years**

[21] **Appl. No.: 2,344**

[22] **Filed: Jan. 12, 1987**

[30] **Foreign Application Priority Data**

Jul. 14, 1986 [JP] Japan 61-27466

[52] **U.S. Cl. D14/118**

[58] **Field of Search D14/118, 142, 144, 151; D18/36, 37; 358/256, 286**

[56] **References Cited**

U.S. PATENT DOCUMENTS

- D. 288,444 2/1987 Takeuchi et al. D14/118
- D. 289,048 3/1987 Kojima D14/118
- D. 290,959 7/1987 Ooie D14/118

OTHER PUBLICATIONS

Today's Office, Nov. 1986, p. 81, bottom; p. 19, right bottom.

Modern Office Technology, Jan. 1987, p. 39, bottom left.

Primary Examiner—Bernard Ansher

Assistant Examiner—Theodore M. Shooman

Attorney, Agent, or Firm—Wolder, Gross & Yavner

[57] **CLAIM**

The ornamental design for a facsimile, as shown and described.

DESCRIPTION

FIG. 1 is a top front and right side perspective view of a facsimile showing our new design;


FIG. 2 is a top plan view thereof;

FIG. 3 is a right side elevational view thereof, the left side being a mirror image;

FIG. 4 is a front elevational view thereof;

FIG. 5 is a rear elevational view thereof; and

FIG. 6 is a bottom plan view thereof.






FIG. 1

FIG. 2

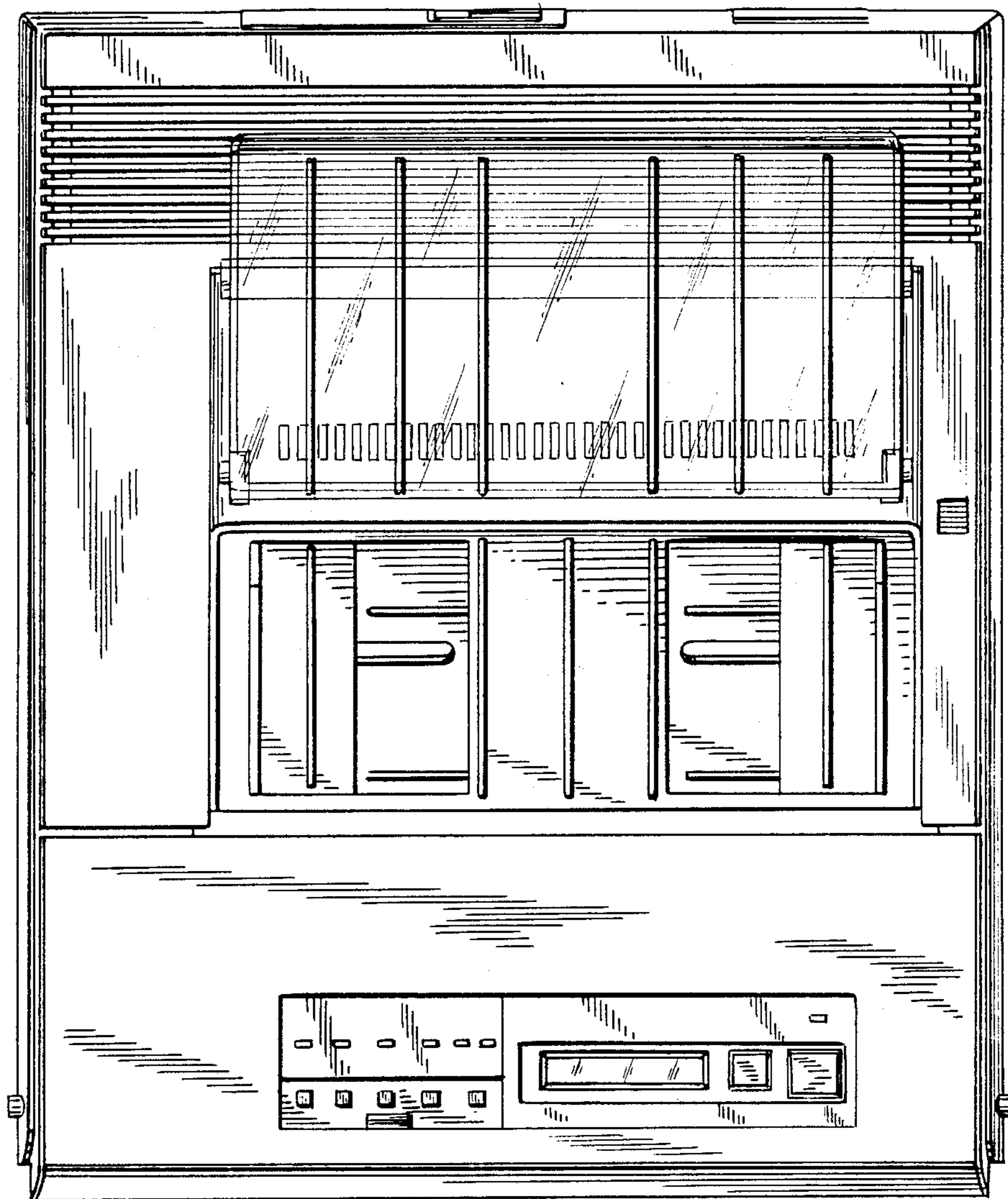
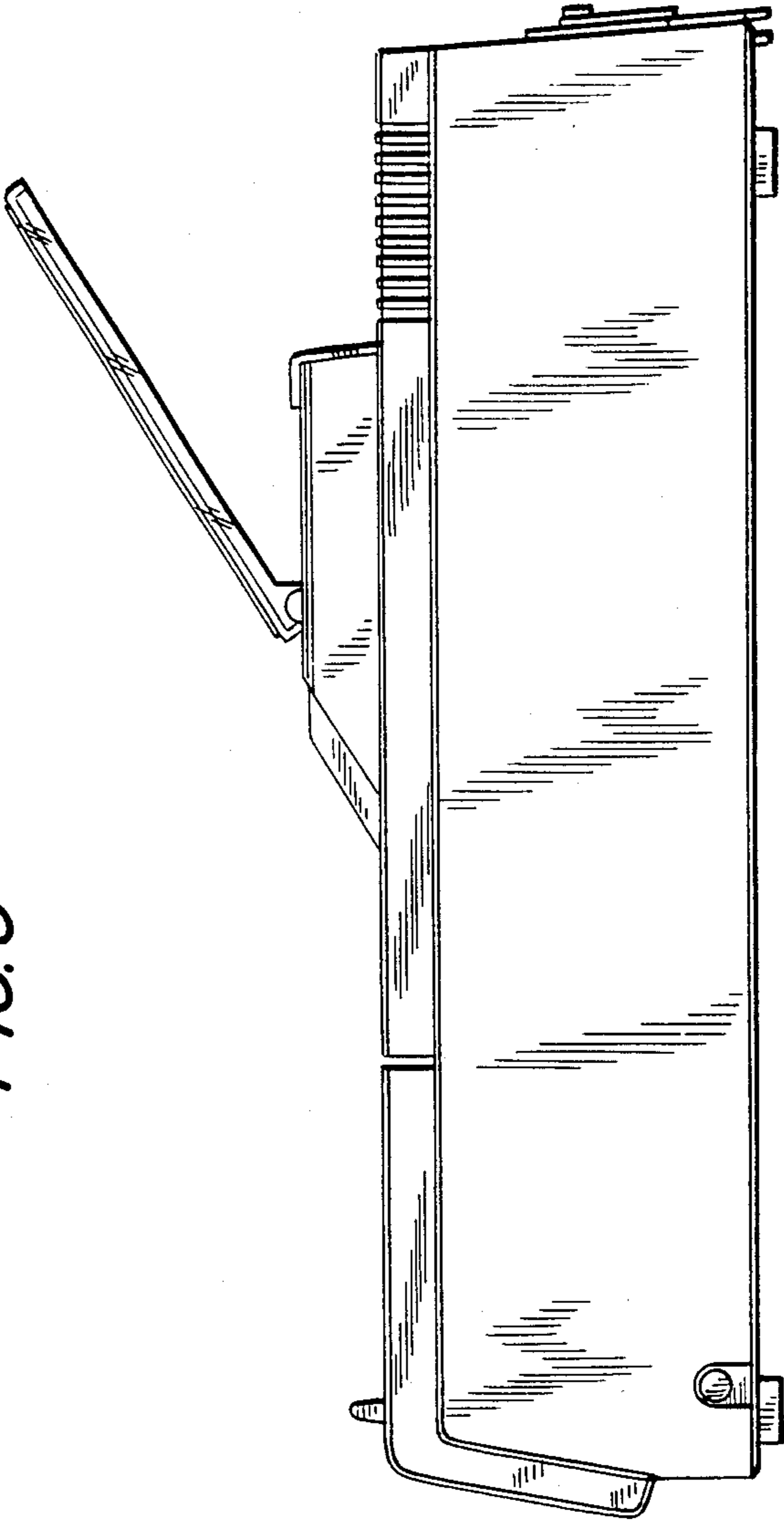


FIG. 3






FIG. 4

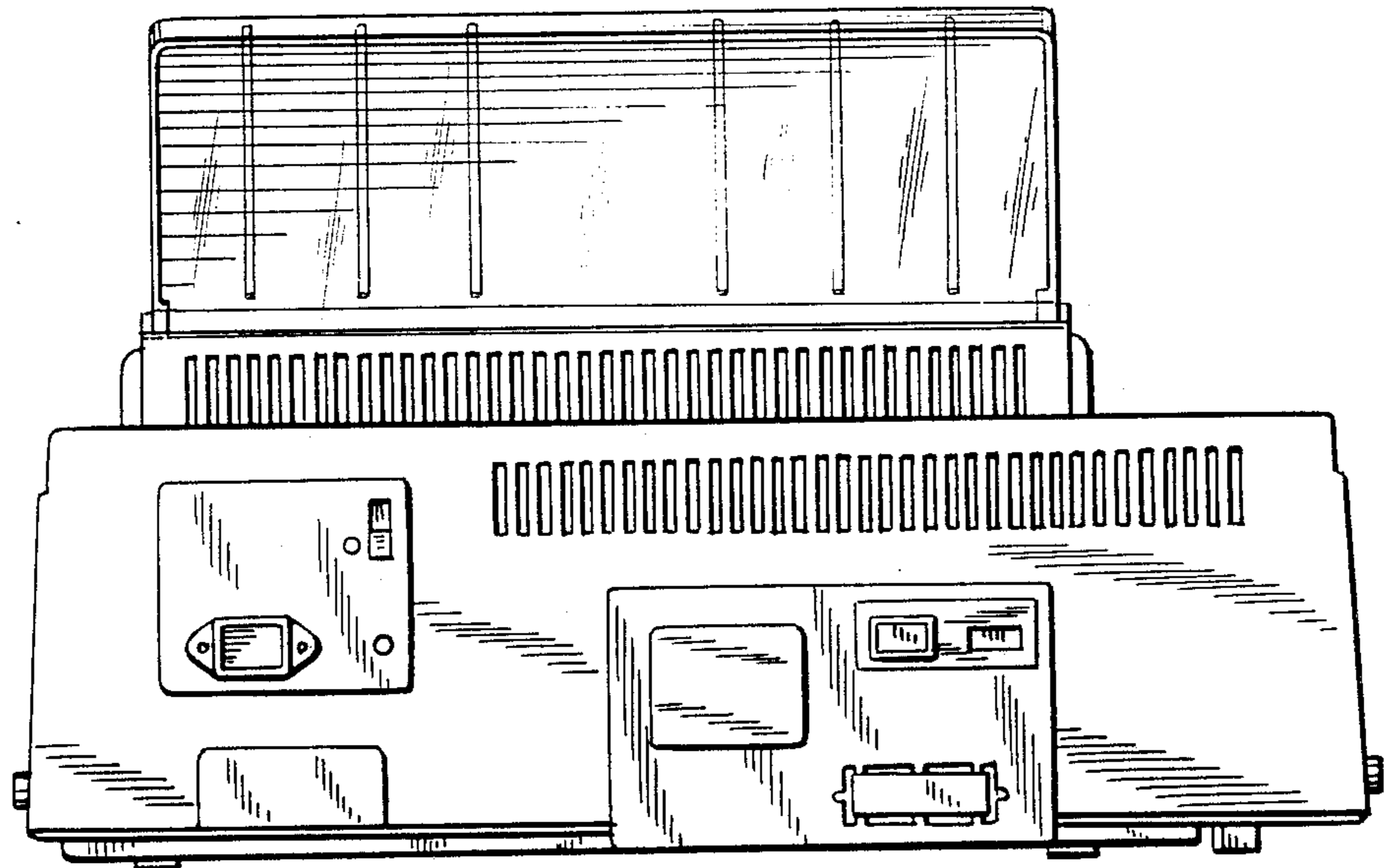


FIG. 5

FIG. 6

