

[54] CARD SHROUD ENCLOSURE FOR AN INDUSTRIAL COMPUTER

[75] Inventors: William V. Cranston, III; Randall W. Martin, both of Boca Raton; Mark A. Young, Lake Worth, all of Fla.

[73] Assignee: International Business Machines Corporation, Armonk, N.Y.

[**] Term: 14 Years

[21] Appl. No.: 910,514

[22] Filed: Sep. 25, 1986

[52] U.S. Cl. D14/114

[58] Field of Search D14/100-117; D13/40, 41, 32, 24, 12, 4, 10, 13, 34; D18/1, 2, 5, 6, 7, 8, 11, 13; 360/97, 98, 99, 132, 133, 99.02; 361/330, 331, 334, 335, 332, 348, 352, 380, 381, 379, 390-395, 384, 415, 426, 358, 2, 4, 9; 312/299, 304, 208, 270, 275, 253; 211/41, 26, 126; 174/50, 52 R; 200/5 A, 5 R, 6 A, 6 R; 235/375; 364/708

[56] References Cited

U.S. PATENT DOCUMENTS

3,664,510	5/1972	Kerschbaum	211/41
3,798,507	3/1974	Damon et al.	211/41 X
4,162,007	7/1979	Bothun et al.	360/133 X
4,301,486	11/1981	Brown et al.	360/133 X

4,414,591	11/1983	Wenner	360/133 X
4,571,646	2/1986	Bauck et al.	360/133 X
4,620,265	10/1986	Lerude et al.	174/52.1 X
4,717,216	1/1988	Hornak	361/390 X

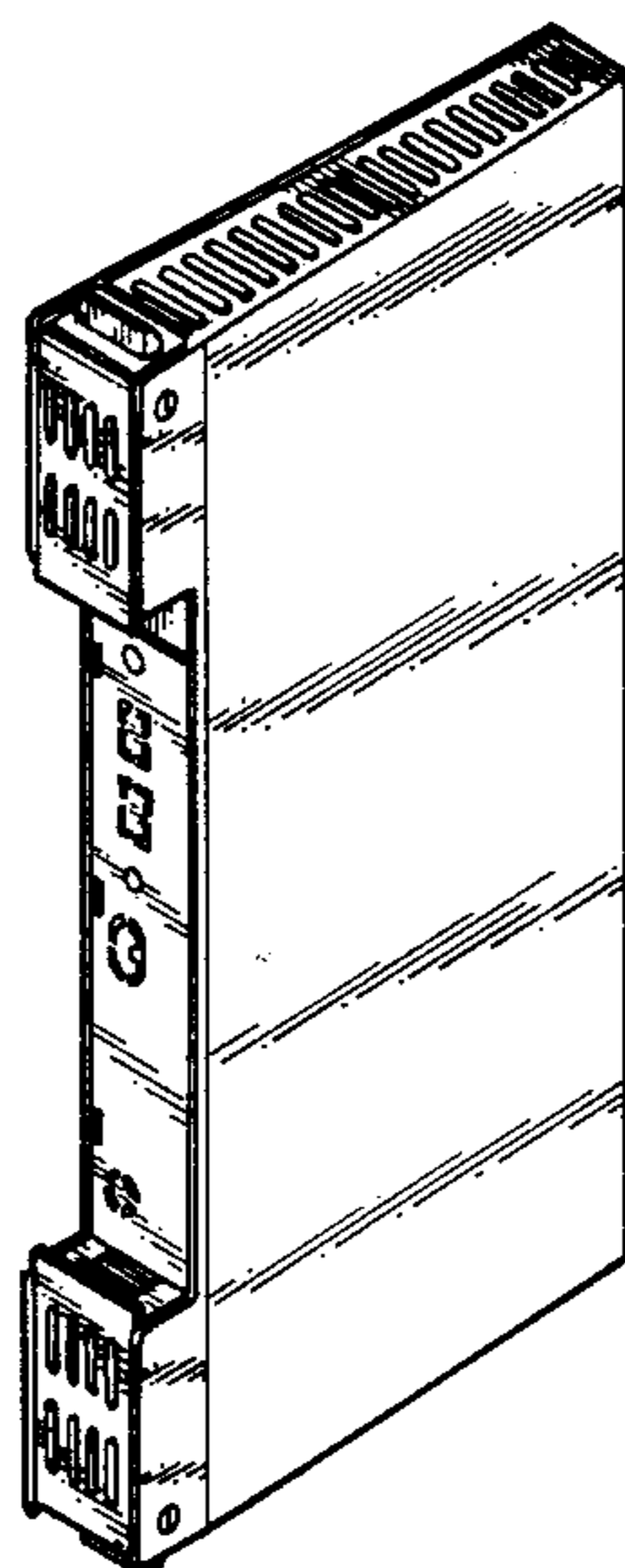
Primary Examiner—Susan J. Lucas
Assistant Examiner—Freda Selma-Nunn
Attorney, Agent, or Firm—H. H. Sweeney, Jr.; Maurice H. Klitzman

[57] CLAIM

The ornamental design for a card shroud enclosure for an industrial computer, as shown and described.

DESCRIPTION

FIG. 1 is a right, top front perspective view of the card shroud enclosure for an industrial computer showing our new design;
FIG. 2 is a front elevational view thereof;
FIG. 3 is a rear elevational view thereof;
FIG. 4 is a right side elevational view thereof;
FIG. 5 is a left side elevational view thereof;
FIG. 6 is a top plan view thereof;
FIG. 7 is a bottom plan view thereof;
FIG. 8 is a front elevational view of a second embodiment of our new design, the second embodiment differing from the first only in the details on the front surface;
FIG. 9 is a front elevational view of a third embodiment differing from the first only in the details on the front surface.



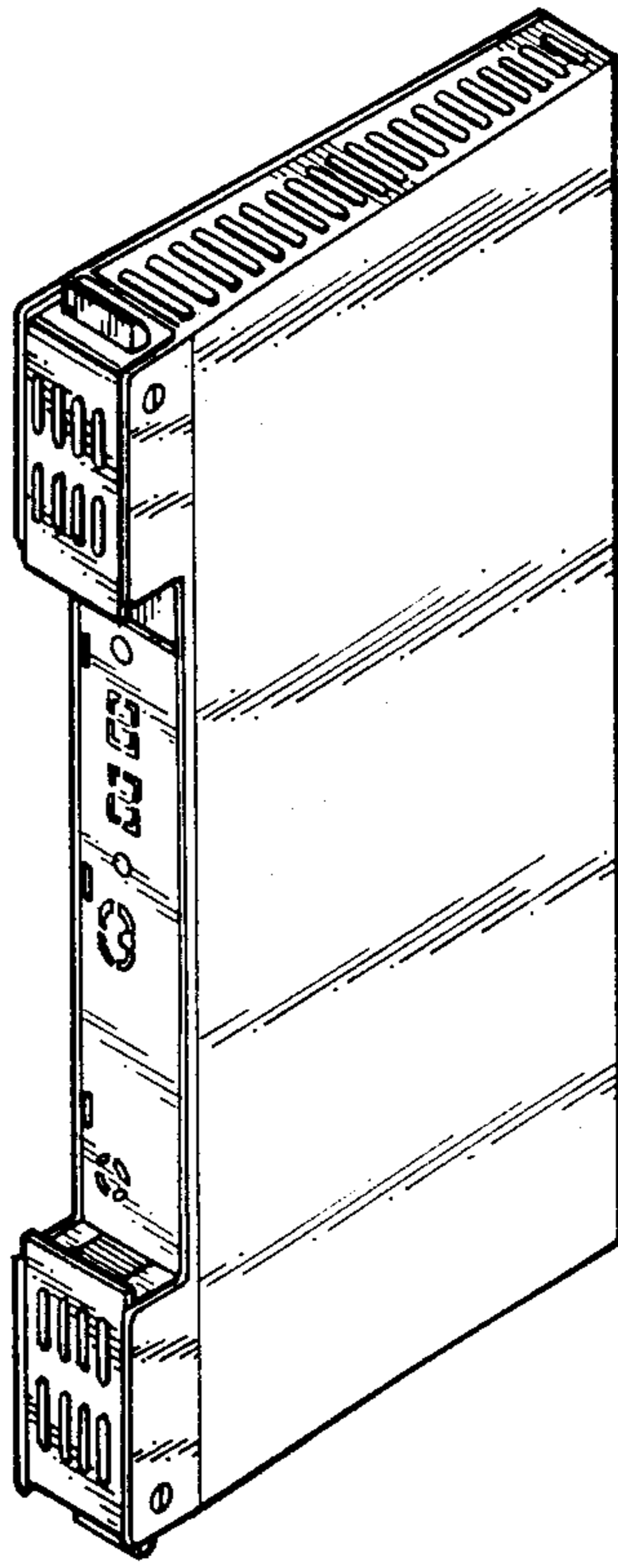


FIG. 1

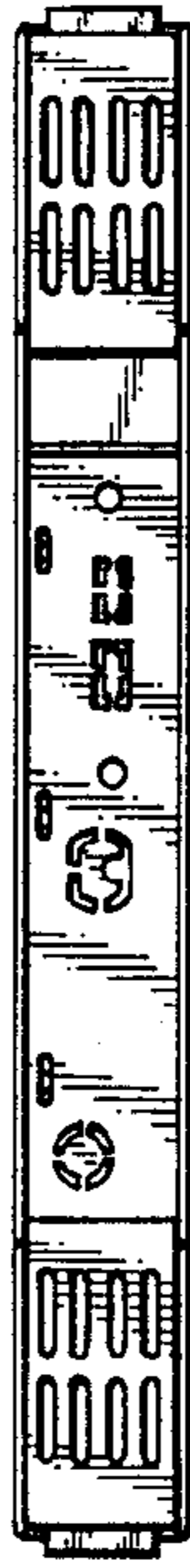


FIG. 2

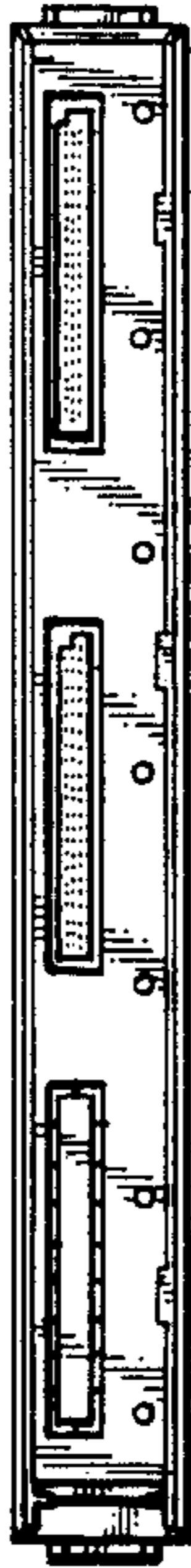


FIG. 3

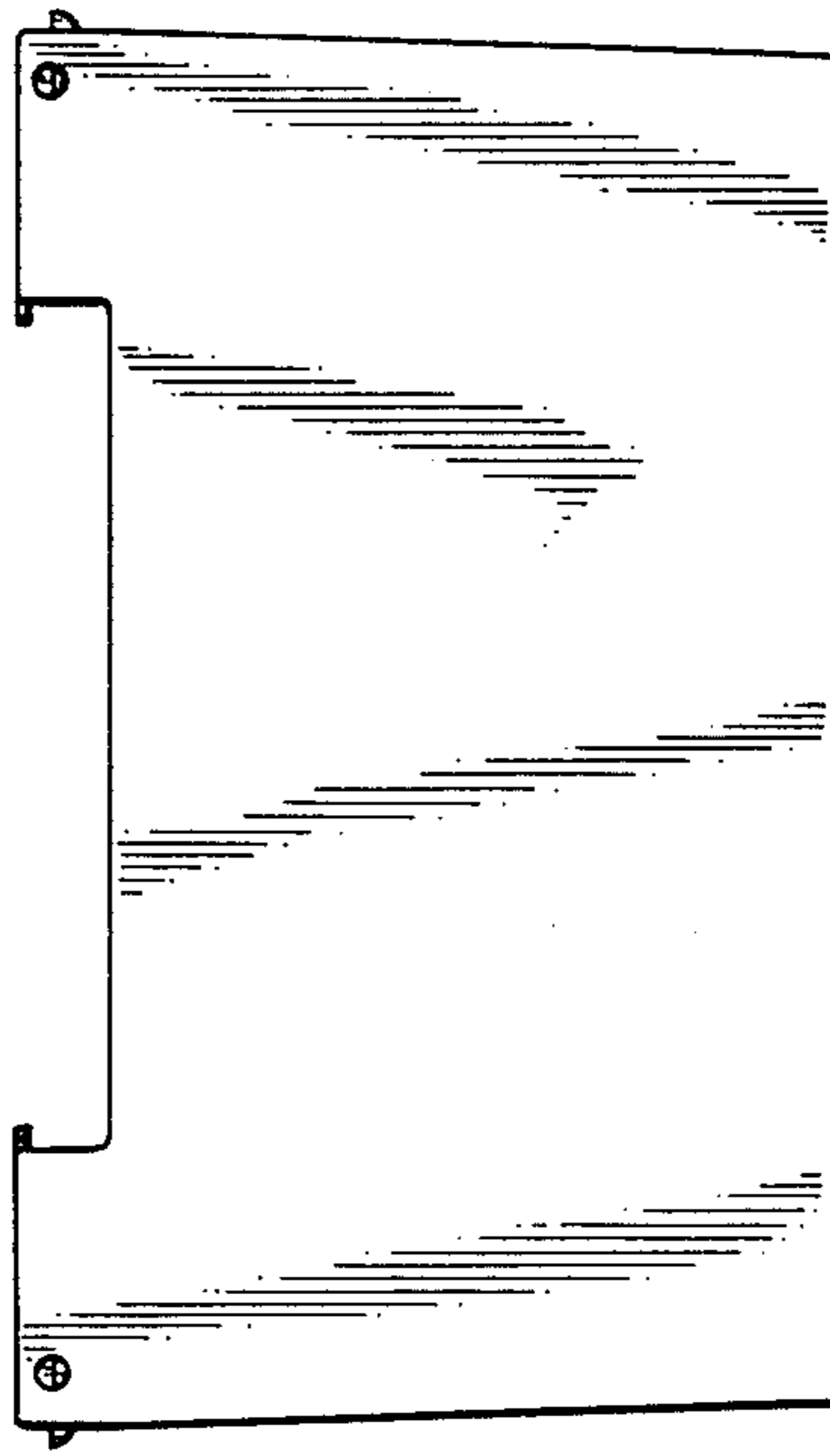


FIG. 4




FIG. 5



FIG. 6

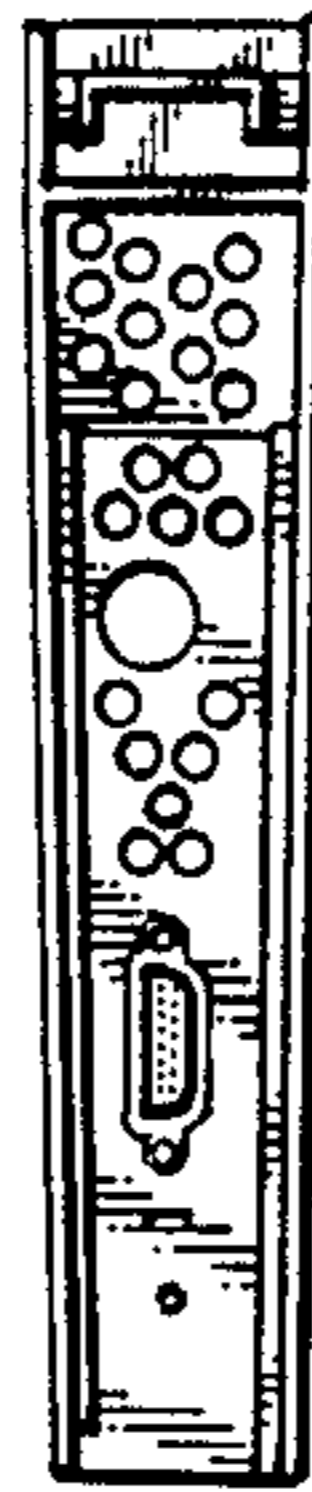


FIG. 7

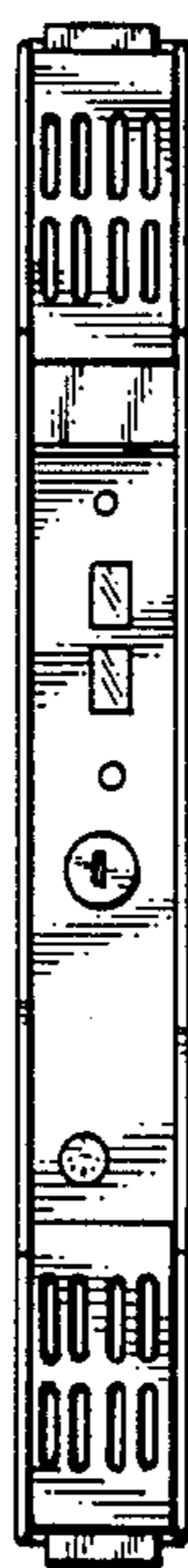


FIG. 8



FIG. 9