

[54] **INK DISPENSING BOTTLE**

[75] **Inventors: Clarence J. Venne; Richard A. Venne,**  
both of Bensalem, Pa.

[73] **Assignee: Clarence J. Venne, Inc., Bensalem,**  
Pa.

[\*\*] **Term: 14 Years**

[21] **Appl. No.: 254,530**

[22] **Filed: Oct. 3, 1988**

**Related U.S. Application Data**

[62] **Division of Ser. No. 767,576, Aug. 20, 1985.**

[52] **U.S. Cl. .... D9/349; D9/338;**  
D9/390; D19/71

[58] **Field of Search ..... D9/338, 349, 350, 351,**  
D9/355, 390, 399; 215/1 R, 1 C; D19/66, 70,  
71; 401/264, 266

[56]

**References Cited**

**U.S. PATENT DOCUMENTS**

D. 187,719	4/1960	Champion et al. ....	D9/349
D. 190,889	7/1961	Koenigsberg .....	D9/350
D. 192,827	5/1962	Denhoff et al. ....	D9/351
D. 274,697	7/1984	Venne .....	D9/352
D. 290,228	6/1987	Conrad .....	D9/349
3,331,521	7/1967	Paige .....	215/1 R

*Primary Examiner*—Melvin B. Feifer

*Assistant Examiner*—Lucy Lieberman

*Attorney, Agent, or Firm*—Panitch Schwarze Jacobs and Nadel

[57]

**CLAIM**

The ornamental design for the ink dispensing bottle, as shown and described.

**DESCRIPTION**

FIG. 1 is a perspective view of an ink dispensing bottle showing our new design;

FIG. 2 is a front elevation thereof;

FIG. 3 is a top plan view thereof; and

FIG. 4 is a bottom plan view thereof.

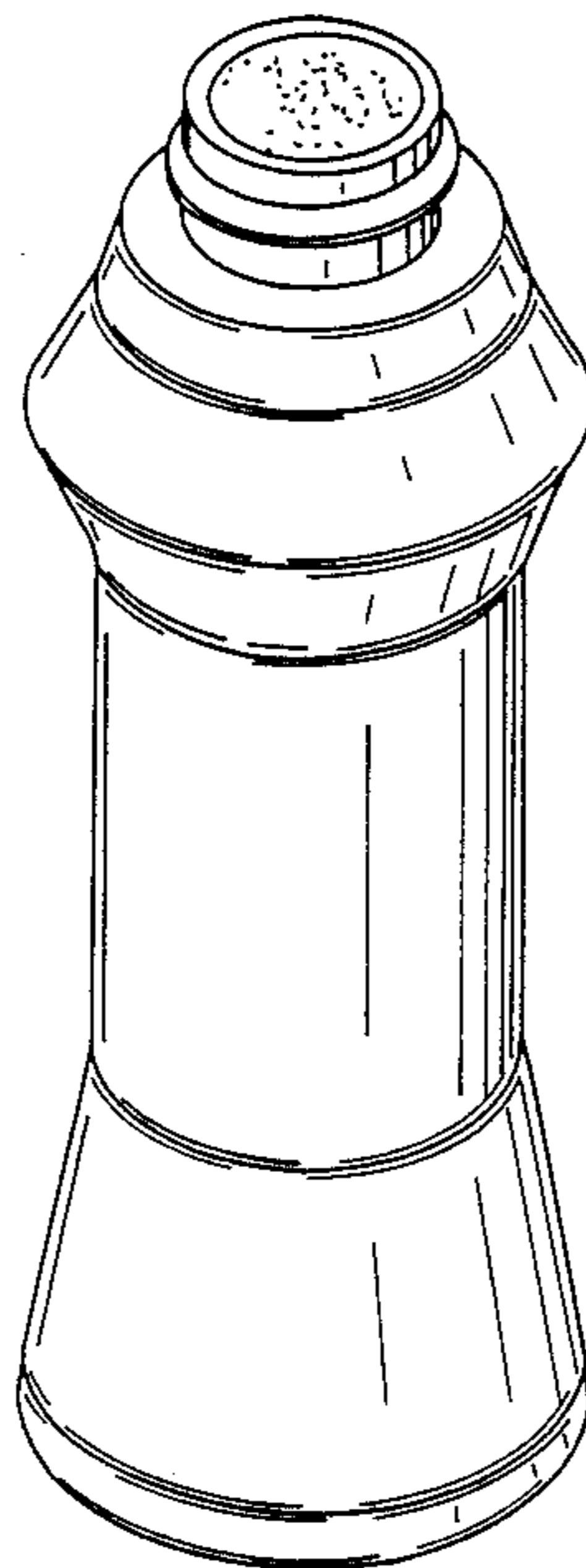


FIG.1

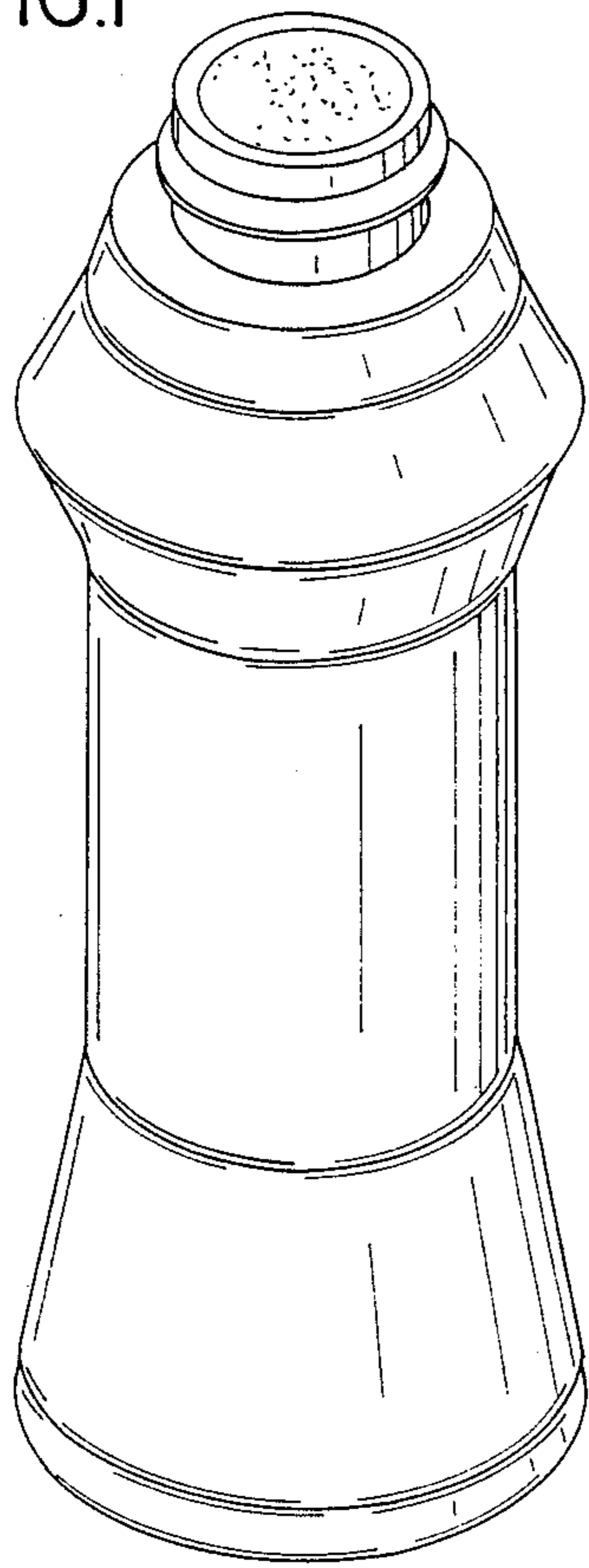


FIG.2

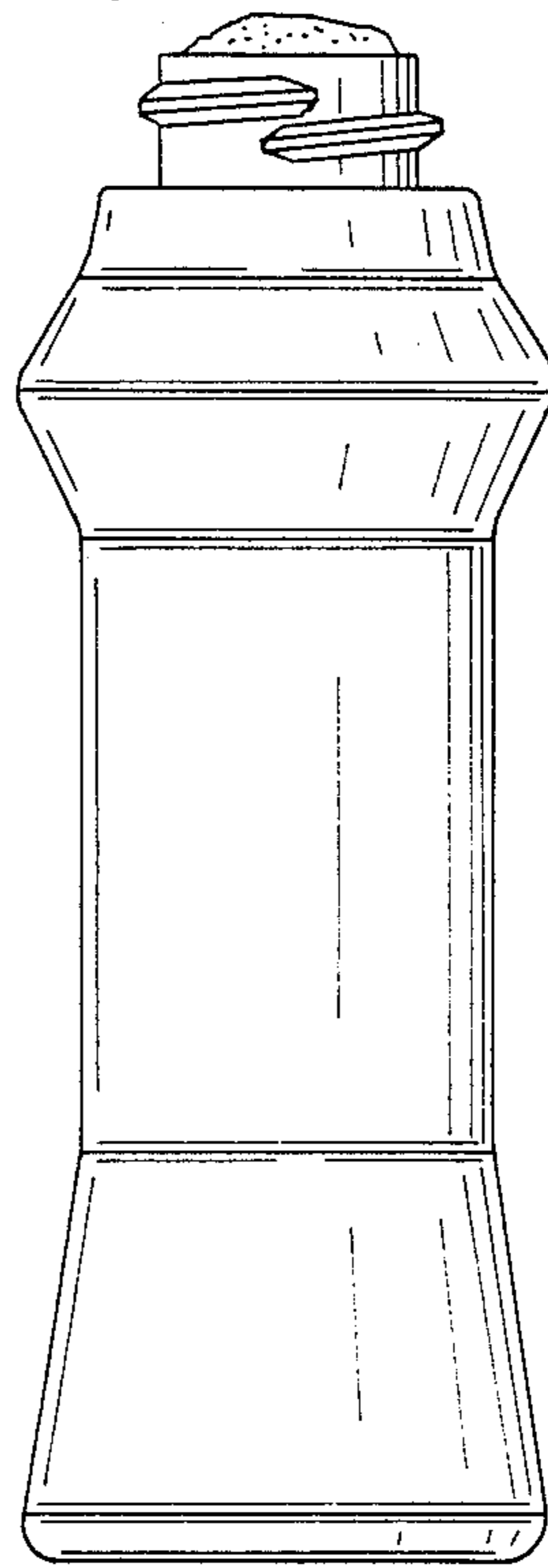


FIG.3

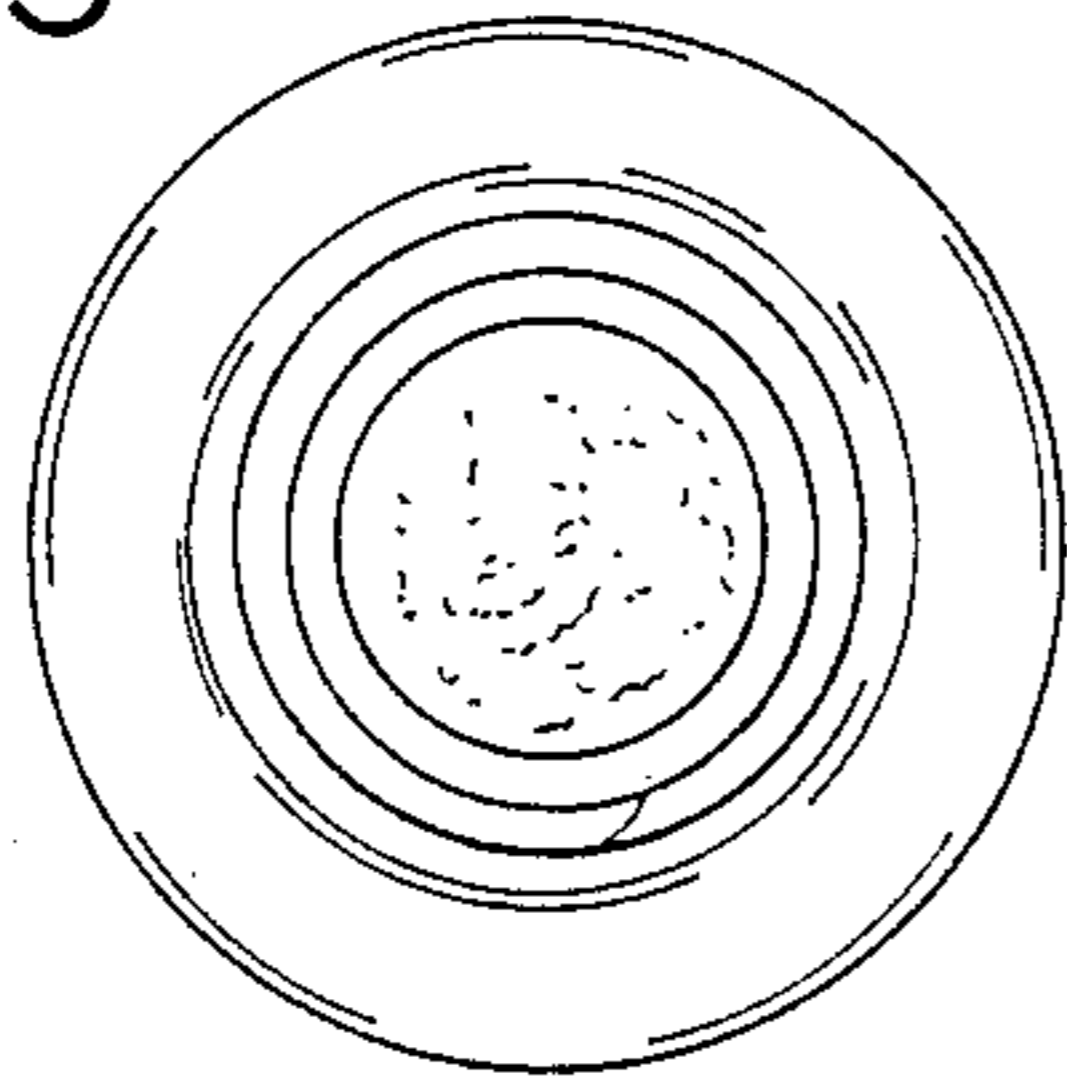


FIG.4

