

# United States Patent [19]

Blochlinger et al.

[11] Patent Number: **Des. 303,921**

[45] Date of Patent: **\*\* Oct. 10, 1989**

[54] **UTILITY KNIFE OR SIMILAR ARTICLE**

[75] Inventors: **Alfred Blochlinger; Christopher Collins**, both of South Yarra; **Cvetan Petroff**, Northcote; **Wallace Tench**, South Yarra, all of Australia

[73] Assignee: **McPherson's Limited**, Australia

[\*\*] Term: **14 Years**

[21] Appl. No.: **862,534**

[22] Filed: **May 12, 1986**

[30] **Foreign Application Priority Data**

Nov. 11, 1985 [AU] Australia ..... 3205/85

[52] U.S. Cl. .... **D8/98; D7/147; D7/151; D8/107**

[58] Field of Search ..... **D7/137, 150, 151, 152, D7/147, 148, 395, 106; D8/107, 98-103; 30/340, 343, 344**

[56] **References Cited**

**U.S. PATENT DOCUMENTS**

D. 172,962 9/1954 Gerlach ..... D8/98

D. 237,354 10/1975 Gerson et al. .... D8/98 X

D. 288,400 2/1987 Vosbikian ..... D7/151 X

D. 299,413 1/1989 De Carolis ..... D8/99 X

**OTHER PUBLICATIONS**

*Olfa Cutters & Knives Catalog*, "Olfa Cutter L-2", left col. of p. 1, 2nd down.

*Primary Examiner*—Winifred E. Herrmann  
*Attorney, Agent, or Firm*—Lerner, David, Littenberg, Krumholz & Mentlik

[57] **CLAIM**

The ornamental design for a utility knife or similar article, as shown and described.

**DESCRIPTION**

FIG. 1 is a side elevational view of a utility knife or similar article showing our new design, the side opposite is a mirror image thereof;


FIG. 2 is a top plan view thereof;

FIG. 3 is a bottom plan view thereof;

FIG. 4 is a rear elevational view;

FIG. 5 is a front elevational view;

FIG. 6 is a top, rear and side perspective view thereof.



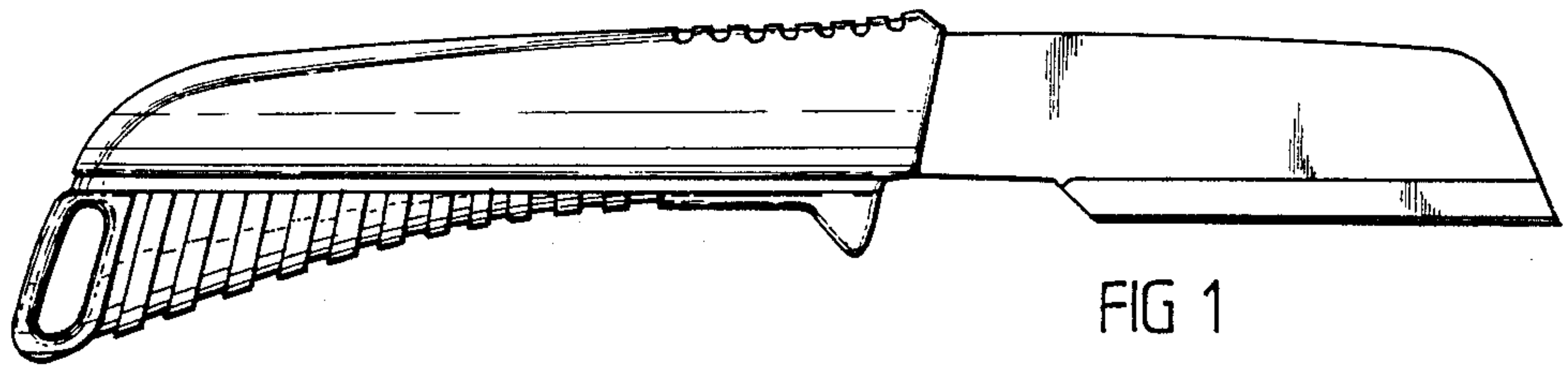


FIG 1



FIG 2



FIG 3

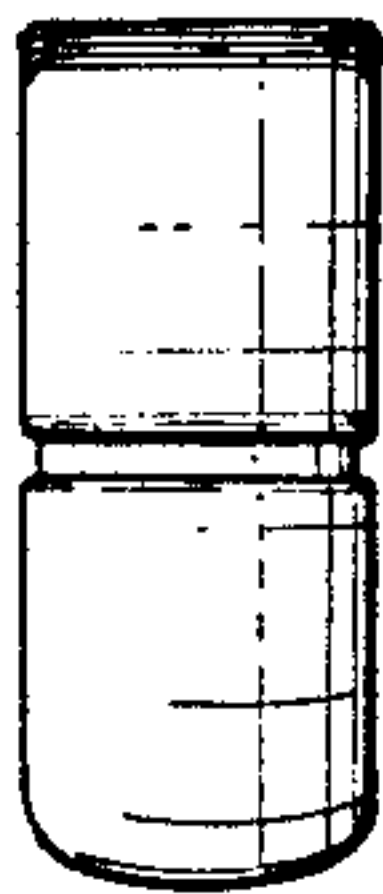


FIG 4

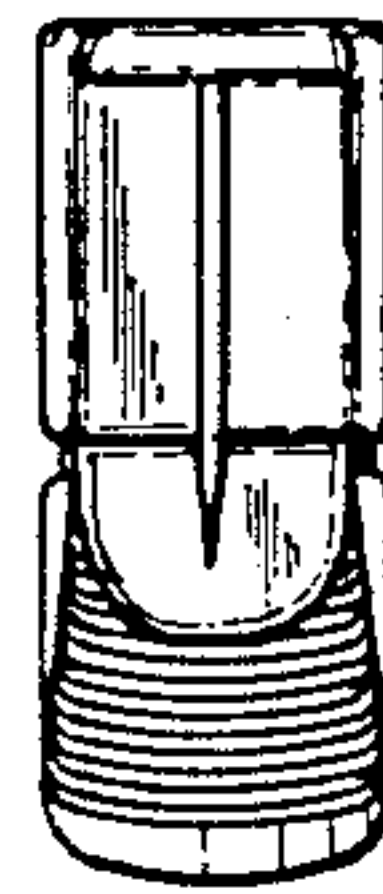


FIG 5

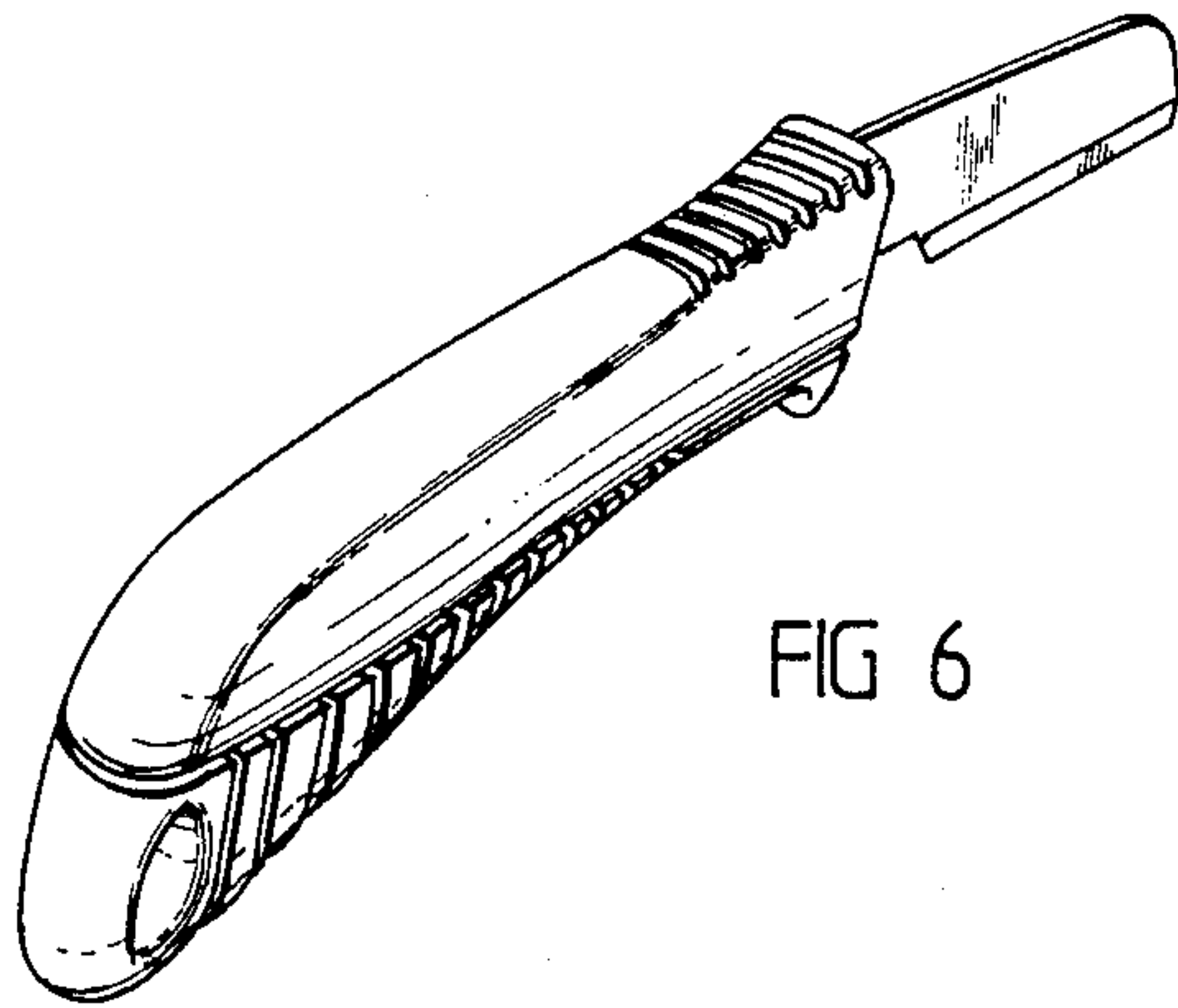


FIG 6