

[54] **DOUBLE-ENDED BOX WRENCH**

[75] **Inventor:** Davis S. Colvin, 23933 Haynes,
Farmington Hills, Mich. 48018

[73] **Assignee:** Davis S. Colvin, Farmington Hills,
Mich.

[**] **Term:** 14 Years

[21] **Appl. No.:** 29,596

[22] **Filed:** Mar. 24, 1987

[52] **U.S. Cl.** D8/22; D8/28

[58] **Field of Search** D8/14, 21-29;
81/177.1, 177.2, 177.75, 176.1, 119, 121.1,
124.2, 124.5, 125, 125.1, 166-168

[56] **References Cited**

U.S. PATENT DOCUMENTS

651,574 6/1900 Meredith 81/125.1
974,725 11/1910 Trambley 81/177.1

2,854,876 10/1958 Green D8/22 X
4,084,456 4/1978 Pasbrig 81/125.1

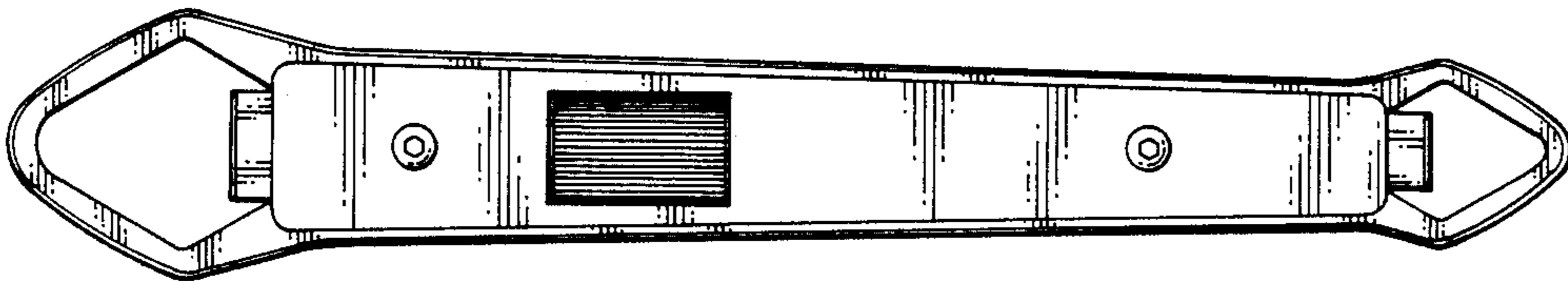
Primary Examiner—Bruce W. Dunkins
Assistant Examiner—Clare E. Heflin
Attorney, Agent, or Firm—Brooks & Kushman

[57] **CLAIM**

The ornamental design for a double-ended box wrench,
as shown and described.

DESCRIPTION

FIG. 1 is a top plan view of a double-ended box wrench
showing my new design;
FIG. 2 is a bottom plan view thereof;
FIG. 3 is a side elevational view thereof, the opposite
side being a mirror image;
FIG. 4 is a right end elevational view thereof;
FIG. 5 is a left end elevational view thereof.
The other side view of the design is symmetrical to the
side shown in FIG. 3.



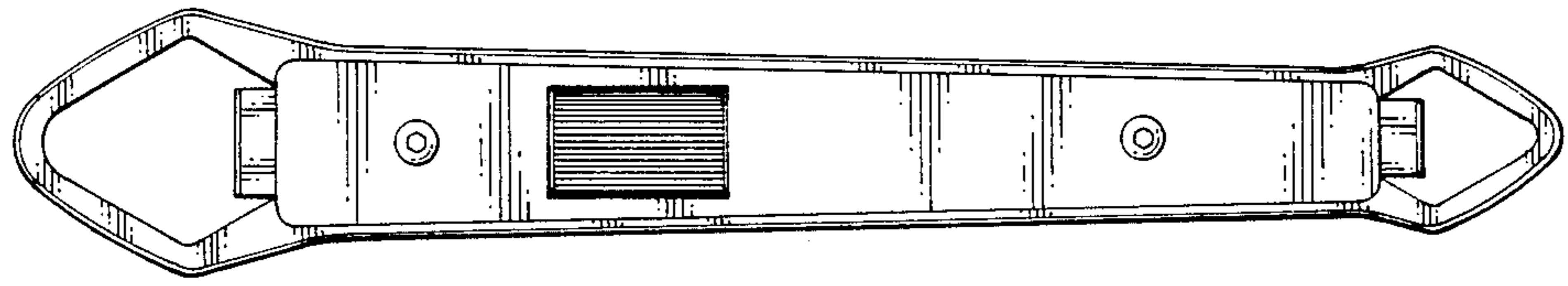


Fig. 1

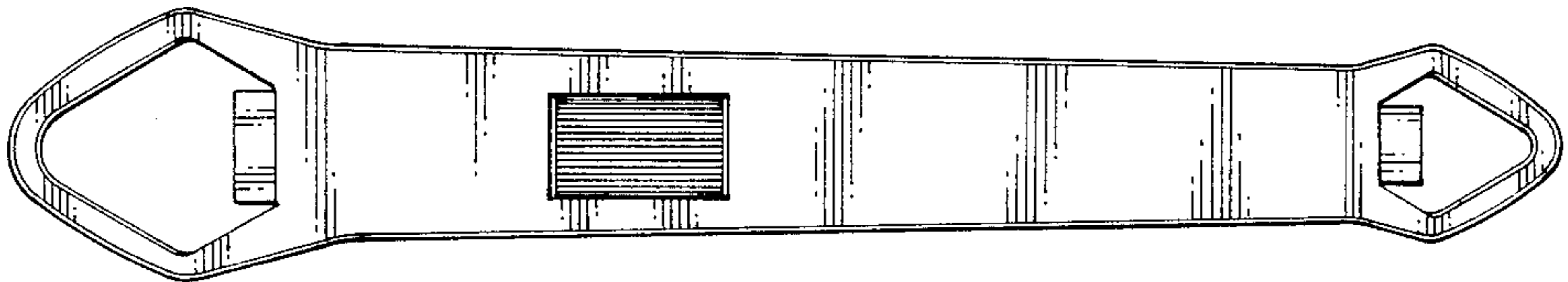


Fig. 2




Fig. 3



Fig. 4



Fig. 5