

[54] TREE SOAKER

[76] Inventor: Earl J. Leap, Rte. 1, Box 232, Oak Grove, Mo. 64075

[\*\*] Term: 14 Years

[21] Appl. No.: 110,530

[22] Filed: Oct. 19, 1987

[52] U.S. Cl. .... D8/1; D23/214

[58] Field of Search ..... D8/1; D23/1, 213-214, D23/229; 47/59, 62, 27, 48.5, 79; 239/542, 547

[56] References Cited

U.S. PATENT DOCUMENTS

|            |         |               |       |           |
|------------|---------|---------------|-------|-----------|
| D. 253,224 | 10/1979 | Roehrich      | ..... | D8/1      |
| D. 278,075 | 3/1985  | Dryden        | ..... | D8/1      |
| 3,091,401  | 5/1963  | Hruby, Jr.    | ..... | D8/1 X    |
| 3,185,397  | 5/1965  | Nelson        | ..... | D8/1 X    |
| 3,199,791  | 8/1965  | Chapin        | ..... | 239/542   |
| 3,482,785  | 12/1969 | Chapin et al. | ..... | 239/542   |
| 3,863,845  | 2/1975  | Bumpstead     | ..... | 239/542   |
| 4,010,898  | 3/1977  | Williams      | ..... | 239/547 X |
| 4,036,435  | 7/1977  | Pecaro        | ..... | 239/542   |
| 4,087,938  | 5/1978  | Koch          | ..... | D8/1 X    |
| 4,162,041  | 7/1979  | Hane          | ..... | 239/547 X |
| 4,181,051  | 1/1980  | Drori         | ..... | 239/547 X |

|           |         |        |       |           |
|-----------|---------|--------|-------|-----------|
| 4,194,695 | 3/1980  | Schoop | ..... | 239/542   |
| 4,230,034 | 10/1980 | Amstad | ..... | 99/587    |
| 4,779,800 | 1/1988  | Tuomi  | ..... | 239/547 X |

OTHER PUBLICATIONS

"Drip Watering Made Easy", by Raindrip®, Copyright 1983, 1986, Raindrip, Inc., Farm No. R720L-3/88, Chatsworth, Ca.

"Planning Guide® Waderain Acu-Drip™ Watering System", Fresno, Ca. AD-PG-1/88/30m (no date).

Primary Examiner—Wallace R. Burke

Assistant Examiner—Brian N. Vinson

Attorney, Agent, or Firm—Litman, McMahon & Brown

[57] CLAIM

The ornamental design for a tree soaker, as shown and described.

DESCRIPTION

FIG. 1 is a top plan view of a tree soaker showing my new design;

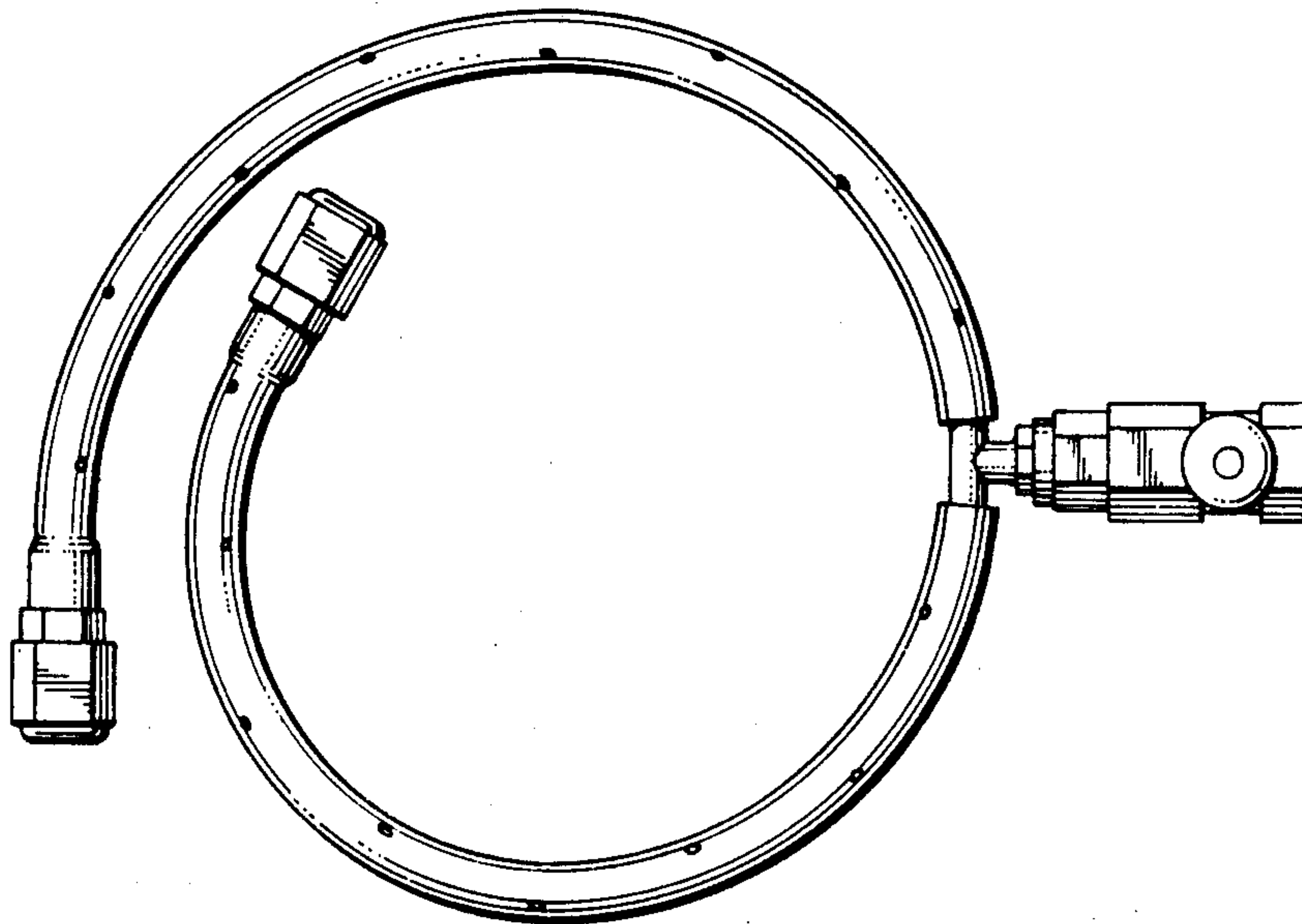
FIG. 2 is a right side elevational view thereof;

FIG. 3 is a front elevational view thereof;

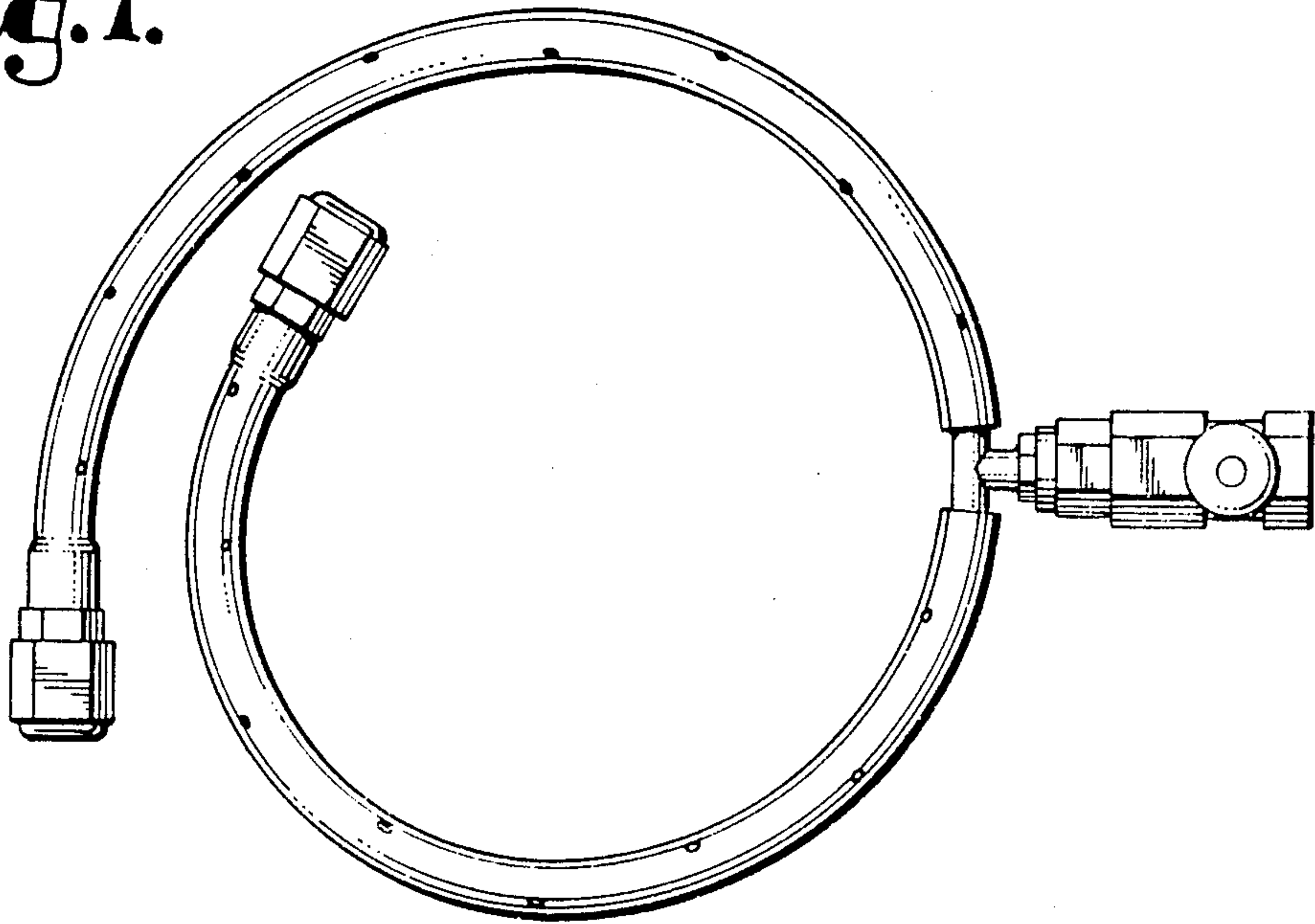
FIG. 4 is a left side elevational view thereof;

FIG. 5 is a rear elevational view thereof; and


FIG. 6 is a bottom plan view thereof.



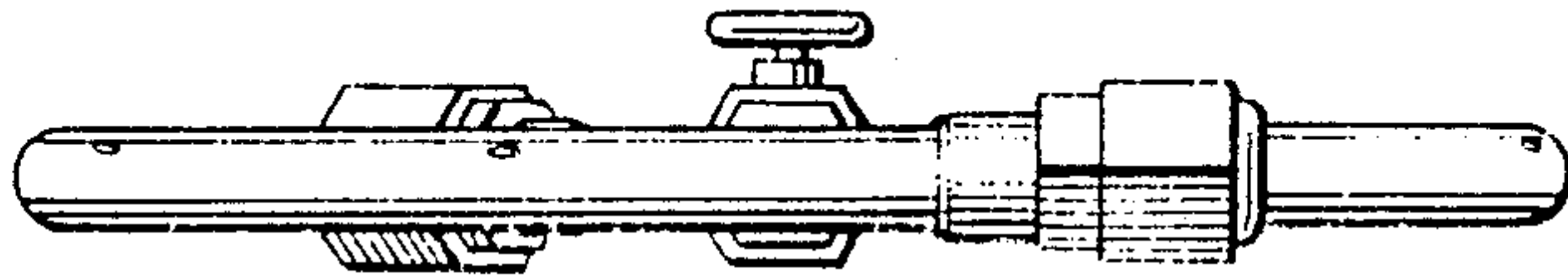
**Fig. 1.**




**Fig. 2.**



**Fig. 3.**



**Fig. 4.**



**Fig. 5.**



**Fig. 6.**

