

[54] **VACUUM FLASK**

[75] **Inventor: José M. P. Gibert, Reus, Spain**

[73] **Assignee: Industria Auxiliar Manodomeesticos, S.A., Tarragona, Spain**

[\*\*] **Term: 14 Years**

[21] **Appl. No.: 939,934**

[22] **Filed: Dec. 9, 1986**

[30] **Foreign Application Priority Data**

Jul. 1, 1986 [ES] Spain ..... 110.946  
[52] **U.S. Cl. .... D7/317; D7/51;  
D7/77**  
[58] **Field of Search ..... D7/316-319,  
D7/321, 312, 77, 300, 51, 3**

[56]

**References Cited**

**U.S. PATENT DOCUMENTS**

D. 93,437 10/1934 Ball ..... D7/77  
D. 117,466 11/1939 Bramming ..... D7/77  
D. 247,547 3/1978 Tuzee ..... D7/317  
3,476,277 11/1969 Rownd ..... D7/77 X

*Primary Examiner*—Winifred E. Herrmann  
*Attorney, Agent, or Firm*—Sughrue, Mion, Zinn,  
Macpeak & Seas

[57]

**CLAIM**

The ornamental design for a vacuum flask, as shown and described.

**DESCRIPTION**

FIG. 1 is a front elevational view of a vacuum flask showing my new design;  
FIG. 2 is a rear elevational view;  
FIG. 3 is a right side elevational view;  
FIG. 4 is a left side elevational view;  
FIG. 5 is a top plan view;  
FIG. 6 is a bottom plan view; and  
FIG. 7 is a perspective view.




FIG. 1




FIG. 2




FIG. 3




FIG. 4




FIG. 5

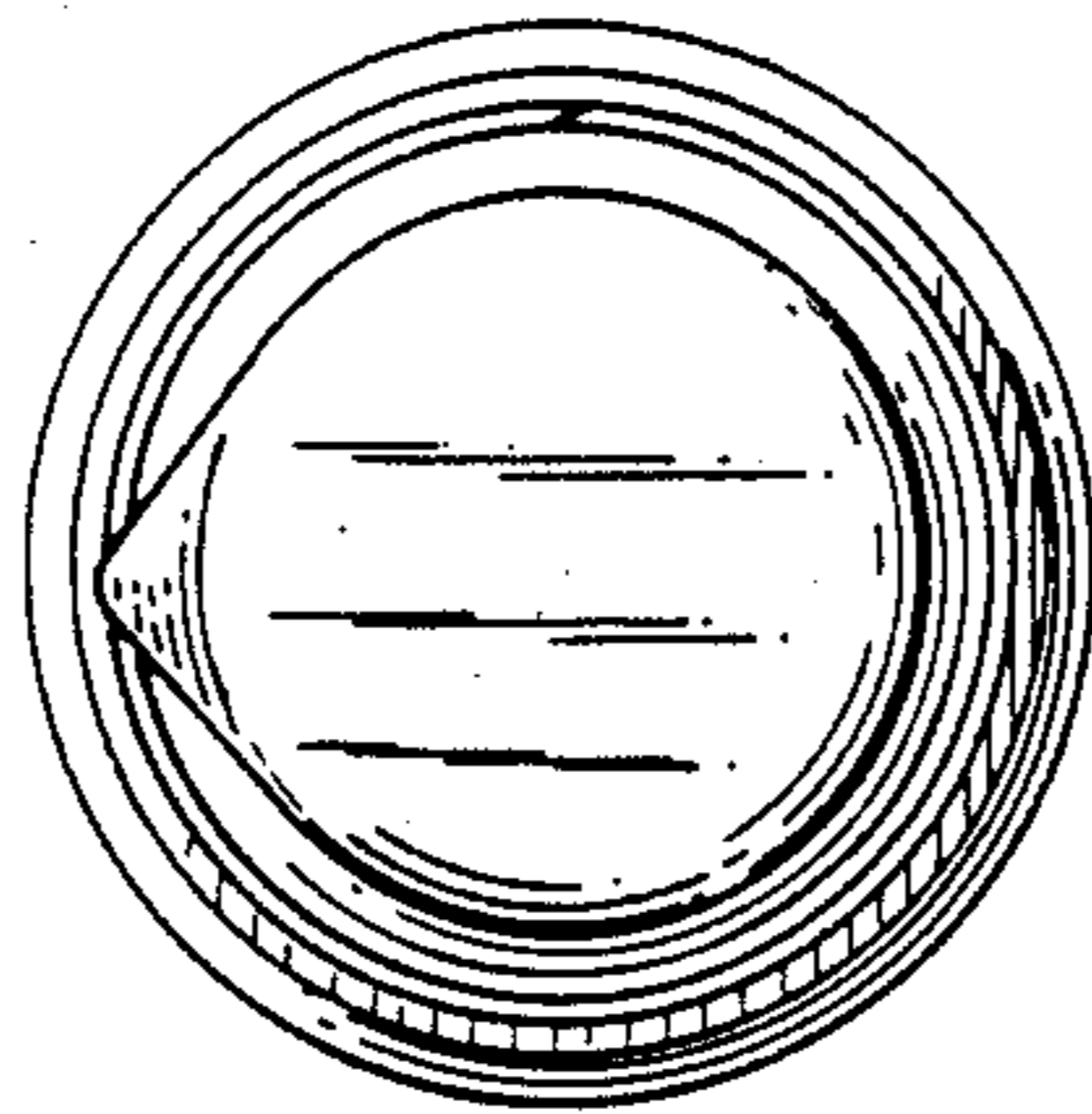


FIG. 6

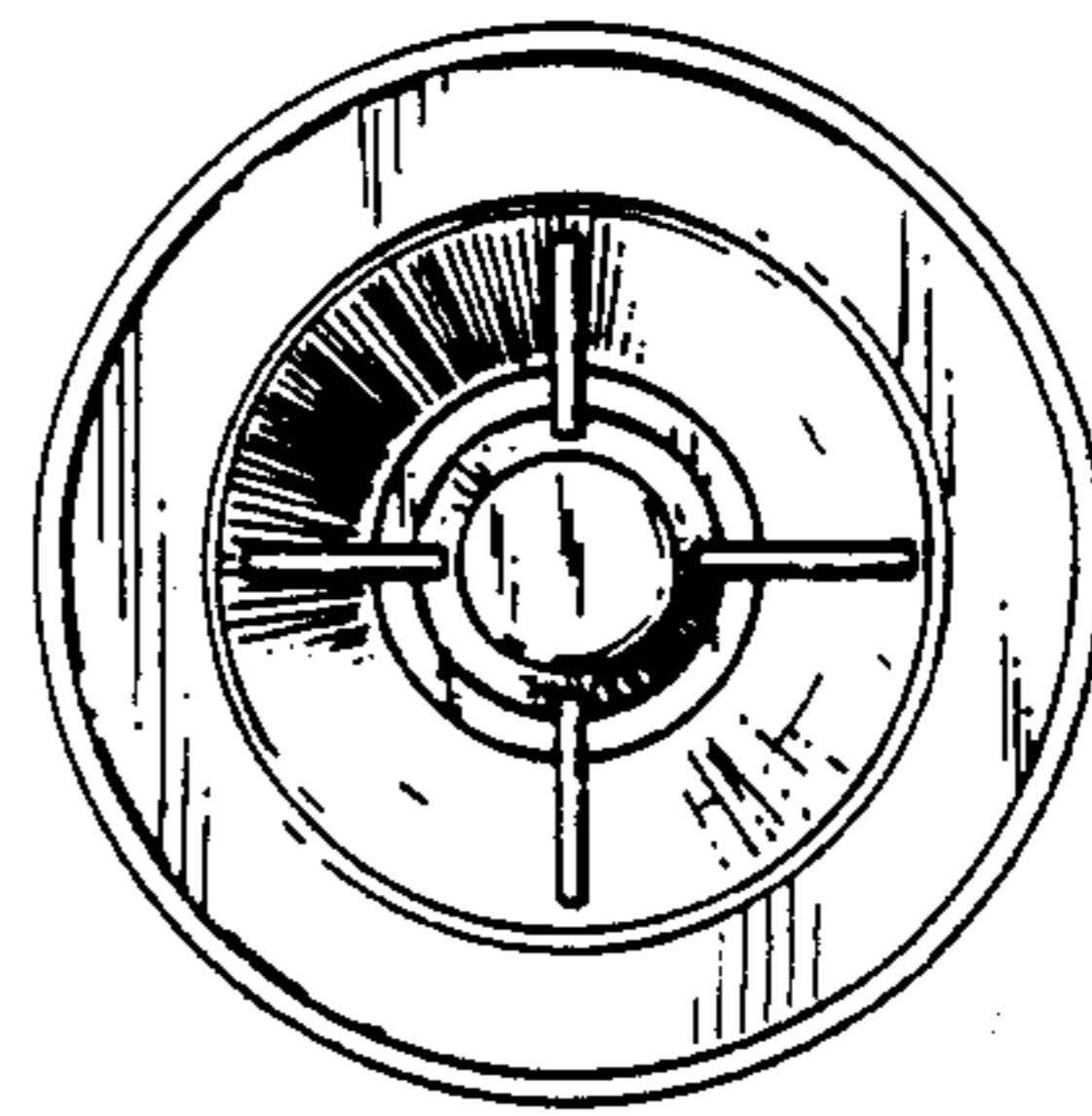


FIG. 7

