

- [54] **TABLE LEG OR THE LIKE**
[75] **Inventor: Mary J. Reid, Sheboygan, Wis.**
[73] **Assignee: Kohler Co., Kohler, Wis.**
[**] **Term: 14 Years**
[21] **Appl. No.: 944,619**
[22] **Filed: Dec. 22, 1986**
[52] **U.S. Cl. D6/499; D6/549;
D8/363; D8/376; 52/720**
[58] **Field of Search D6/394, 380, 395, 450-453,
D6/480-491, 495-497, 499, 507, 508, 549, 550,
580; D8/363, 376, 380; 5/97, 100, 279; 52/301,
720; 108/150, 156, 161; 211/201, 105.1;
248/163.1, 188.8; 297/184**

[56] **References Cited**

U.S. PATENT DOCUMENTS

- D. 24,108 3/1895 Smith D8/363
D. 28,475 4/1898 Bernstein D6/499

- D. 28,476 4/1898 Bernstein D6/499
D. 222,778 12/1971 Clayton et al. D6/549
D. 259,753 7/1981 Fleischmann D6/549

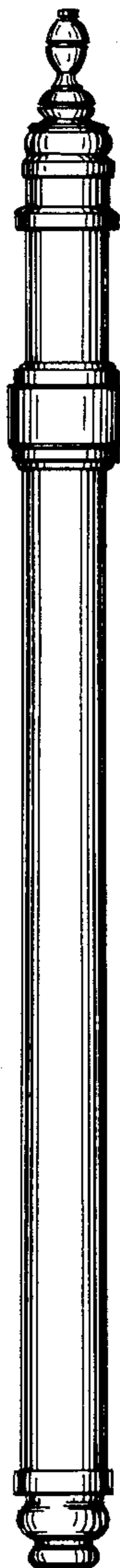
Primary Examiner—Carmen H. Vales-Lado
Assistant Examiner—Schon C. Oppert
Attorney, Agent, or Firm—Quarles & Brady

[57] **CLAIM**

The ornamental design for a table leg or the like, as shown and described.

DESCRIPTION

FIG. 1 is a top perspective view of a table leg or the like showing my new design;
FIG. 2 is a front elevational view thereof, the side elevational views being identical thereto.
FIG. 3 is a rear elevational view thereof;
FIG. 4 is a top plan view thereof; and
FIG. 5 is a bottom plan view thereof.
The broken line showing of attachment holes in FIGS. 3 and 5 is for illustrative purposes only and forms no part of the claimed design.



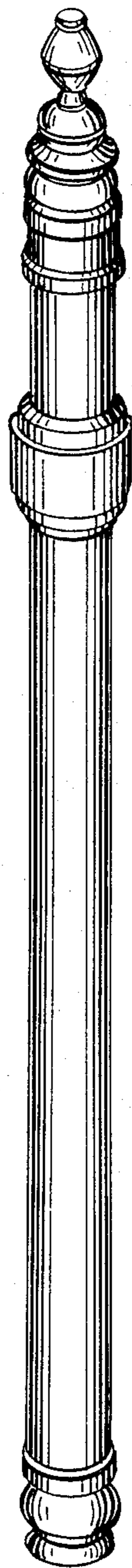


FIG. 1

FIG. 2

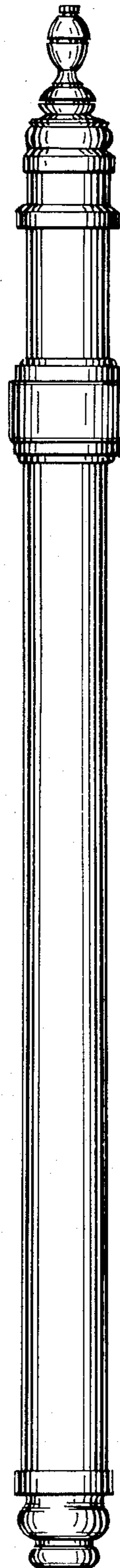


FIG. 3




FIG. 4

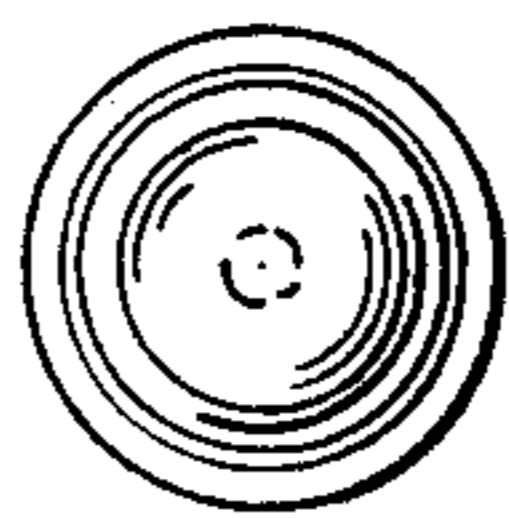


FIG. 5