

[54] **DISPLAY STAND**

[75] **Inventor: Karl Yeranossian, Pearl River, N.Y.**

[73] **Assignee: Revlon, Inc., New York, N.Y.**

[**] **Term: 14 Years**

[21] **Appl. No.: 887,401**

[22] **Filed: Jul. 21, 1986**

Related U.S. Application Data

[62] **Division of Ser. No. 538,408, Oct. 3, 1983, Pat. No. Des. 286,829.**

[52] **U.S. Cl. D6/455; D6/457**

[58] **Field of Search D6/455, 457, 458, 459, D6/449, 460, 461; 211/163, 181, 13; 40/493, 506, 124, 124.2, 124.4**

[56] **References Cited**

U.S. PATENT DOCUMENTS

| | | | |
|-----------|--------|-------------------|-----------|
| D. 61,168 | 7/1922 | Lazerus | D6/457 |
| D. 65,278 | 7/1924 | Kelly | D6/457 |
| 1,875,563 | 9/1932 | Cooke et al. | 211/163 X |
| 3,711,975 | 1/1973 | Downing | 40/406 |
| 3,947,987 | 4/1976 | Allen | 40/506 X |
| 4,155,457 | 5/1979 | Wilbert | 211/13 X |
| 4,322,007 | 3/1982 | Feibelman | D6/455 X |

Primary Examiner—Carmen H. Vales-Lado

[57] **CLAIM**

The ornamental design for a display stand, as shown and described.


DESCRIPTION

FIG. 1 is a perspective view of a display stand showing my new design;

FIG. 2 is a side elevational view thereof;

FIG. 3 is a rear elevational view thereof; and

FIG. 4 is a top plan view thereof.



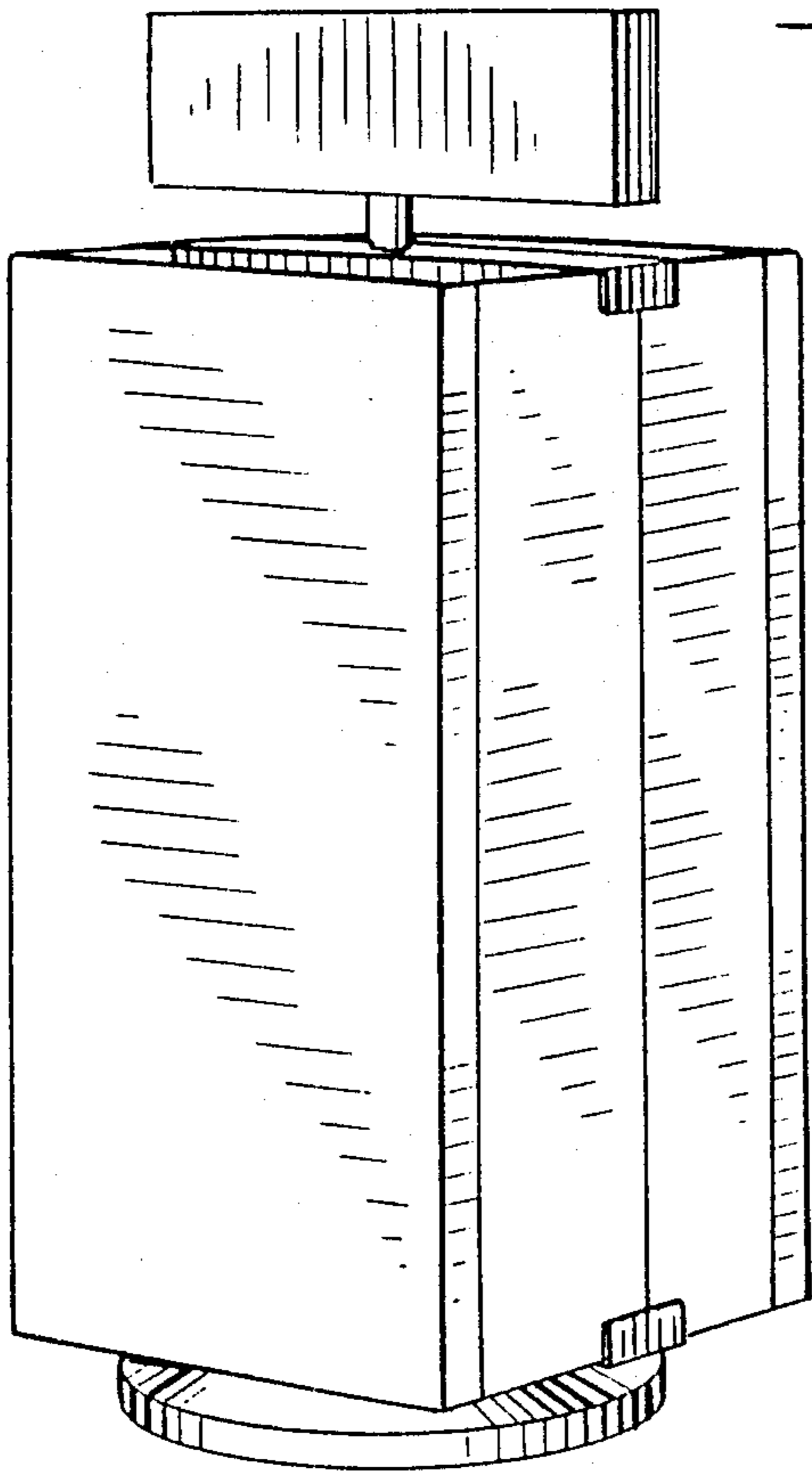


Fig. 1.

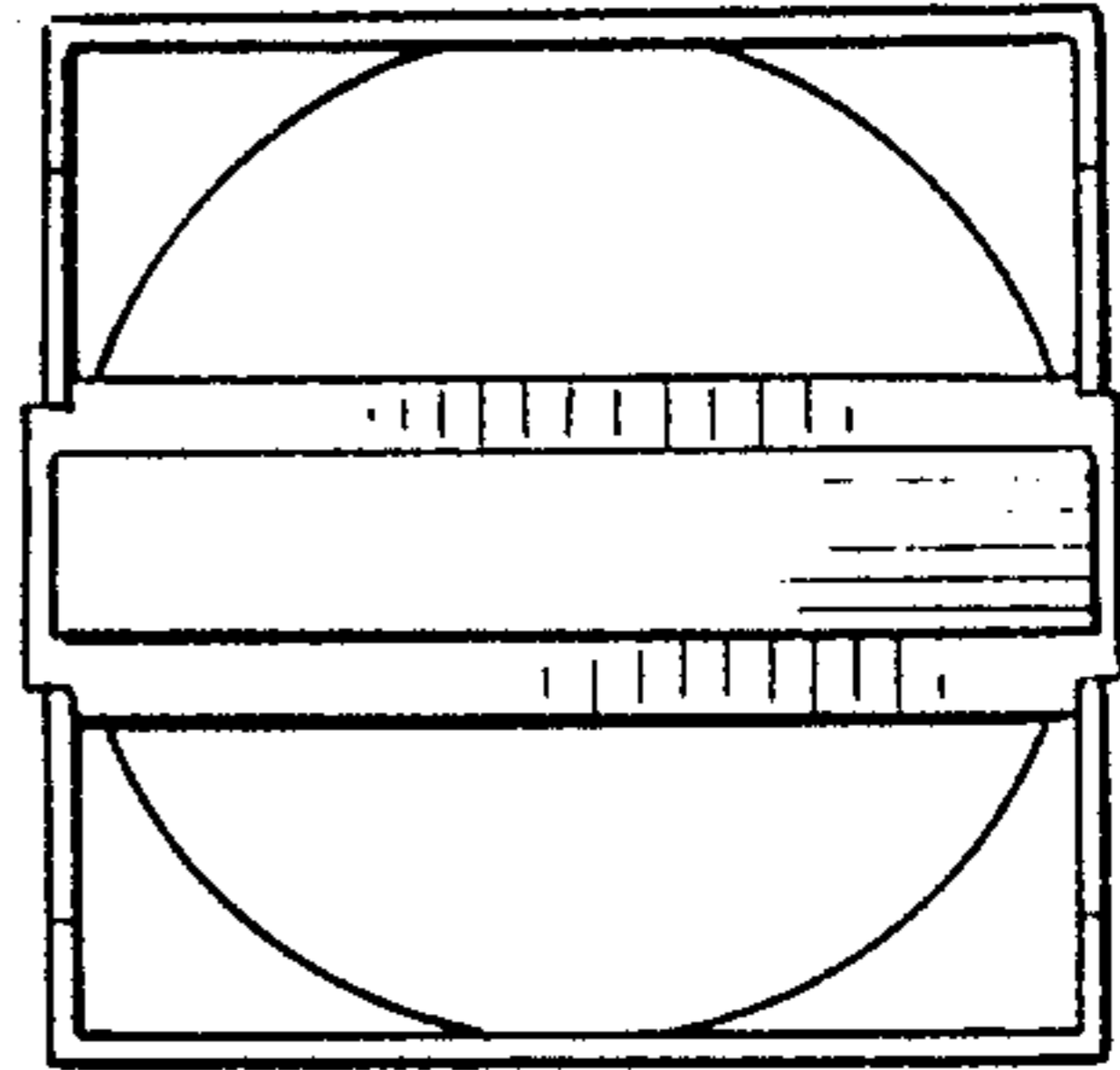


Fig. 4.

Fig. 3.




Fig. 2.

