

- [54] **COMBINED ELECTRIC PERIODONTAL BRUSH AND MOUNTING BRACKET**
- [75] Inventors: **George S. Clemens, Northfield, Ill.; Spencer L. Mackay, Agoura Hills, Calif.**
- [73] Assignee: **Dental Research Corporation, Tucker, Ga.**
- [**] Term: **14 Years**
- [21] Appl. No.: **827,275**
- [22] Filed: **Feb. 6, 1986**
- [52] U.S. Cl. **D4/101**
- [58] Field of Search **D4/100-114, D4/127, 128, 199; 832/84 A, 84 R; D13/5, 6; 130/6; 128/66; D24/10; 15/106, 107, 143 R, 167.1, 167.3, 22; 320/2**

[56] **References Cited**
U.S. PATENT DOCUMENTS

D. 147,151	7/1947	Schinske	D13/6 X
D. 199,728	12/1964	Hall	D4/199
D. 207,094	3/1967	Rakocy	D4/199
D. 228,983	11/1973	Gerardus	D4/101
D. 283,374	4/1986	Ng Cheuk-Yiu	D4/101
2,140,307	12/1938	Belaschk et al. .	
2,598,275	5/1952	Lakin .	
3,277,358	10/1966	Nicholl	320/2 X

4,156,620 5/1979 Clemens .

FOREIGN PATENT DOCUMENTS

2368854 5/1978 France .


Primary Examiner—Susan J. Lucas
Attorney, Agent, or Firm—Watts, Hoffmann, Fisher & Heinke Co.

[57] **CLAIM**

The ornamental design for a periodontal brush and mounting bracket, as shown and described.

DESCRIPTION

FIG. 1 is a front elevational view of a combined electric periodontal brush and mounting bracket showing our new design;
 FIG. 2 is a side elevational view thereof, the opposite side being a mirror image;
 FIG. 3 is a rear elevational view thereof;
 FIG. 4 is a bottom plan view thereof;
 FIG. 5 is a top plan view thereof;
 FIG. 6 is a front elevational view of the brush, the mounting bracket being omitted;
 FIG. 7 is a side elevational view thereof;
 FIG. 8 is a rear elevational view thereof;
 FIG. 9 is a bottom plan view thereof;
 FIG. 10 is a top plan view thereof.
 The mounting bracket is omitted from FIGS. 6 through 10 for purposes of disclosure.






FIG. 1

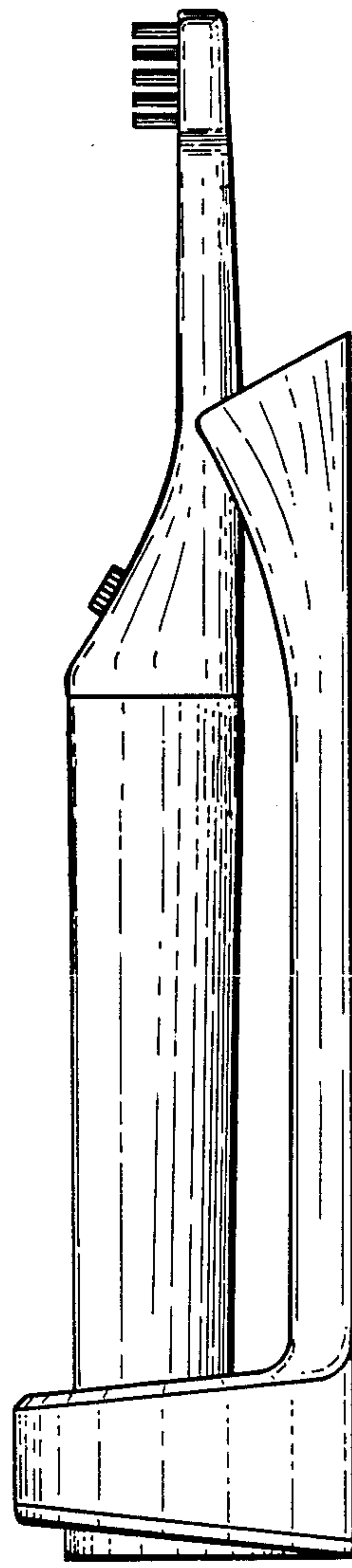


FIG. 2




FIG. 3

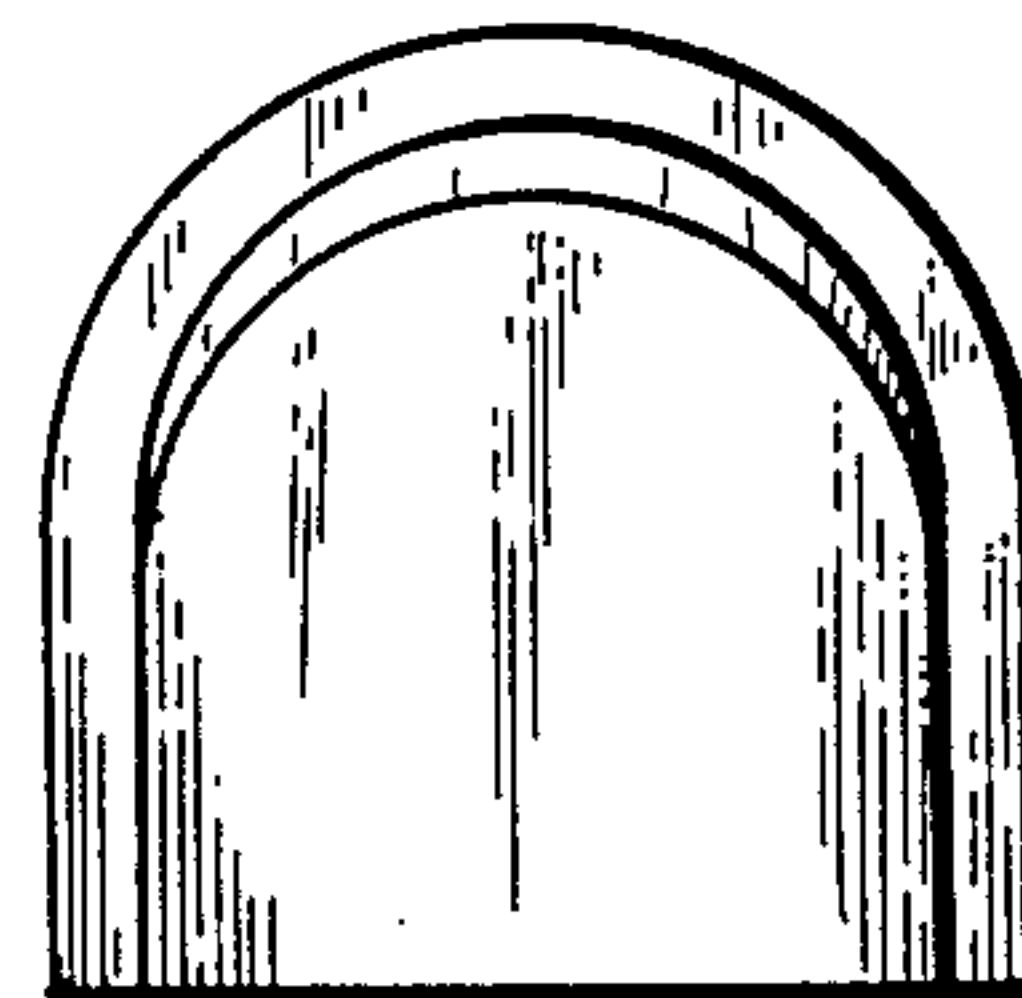


FIG. 4

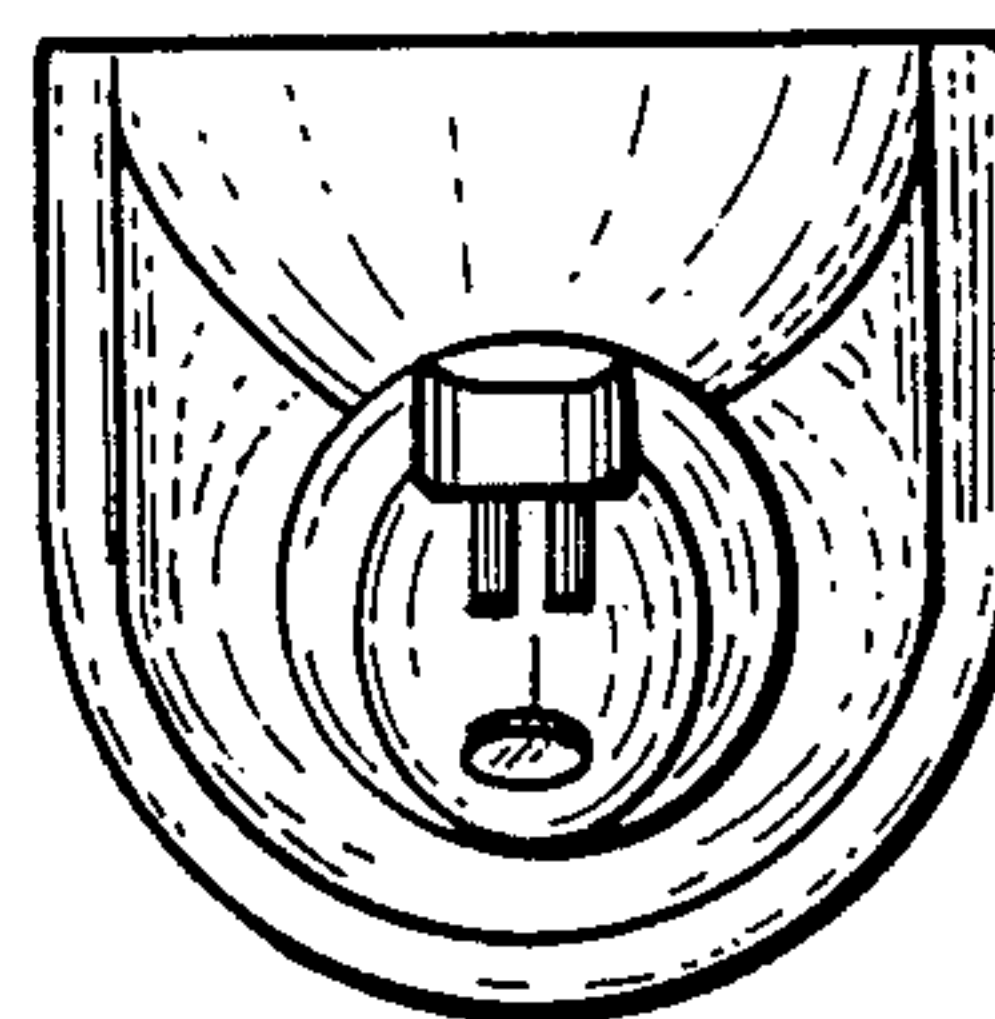


FIG. 5

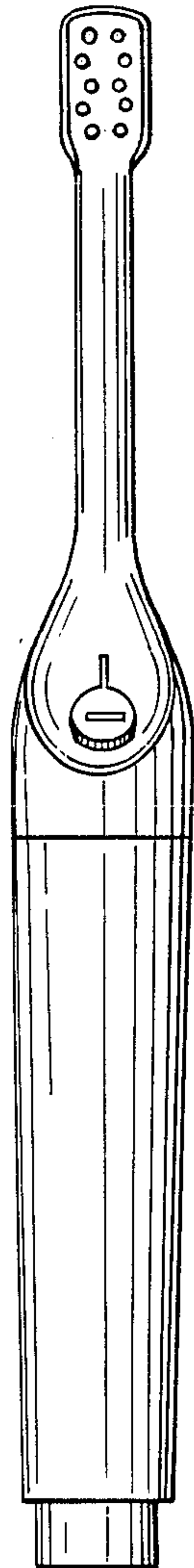


FIG. 6

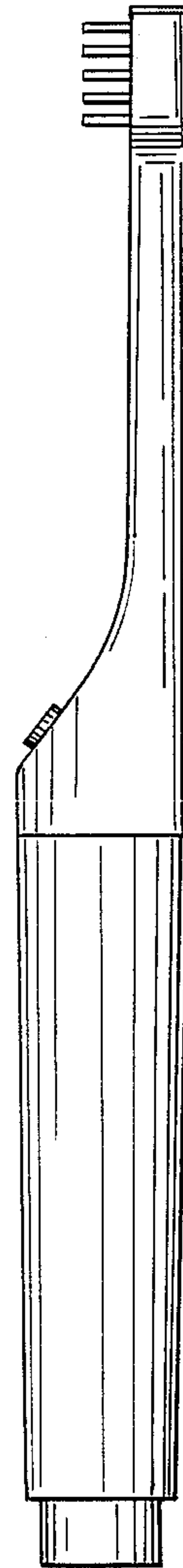


FIG. 7

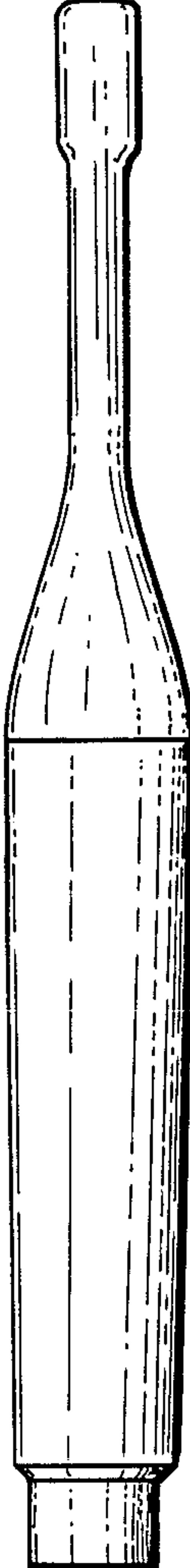


FIG. 8



FIG. 9



FIG. 10