

[54] **COOKIE HAVING OPENINGS
THERETHROUGH**

[75] Inventors: Michael P. Lucas, Ridgewood, N.J.;
Robert Tabor, New York, N.Y.;
Richard B. Gerstman, Tenafly, N.J.;
Juan F. Concepcion, Brooklyn, N.Y.

[73] Assignee: Nabisco Brands, Inc., Parsippany,
N.J.

[**] Term: 14 Years

[21] Appl. No.: 192,124

[22] Filed: May 10, 1988

Related U.S. Application Data

[62] Division of Ser. No. 731,488, May 7, 1985, Pat. No.
Des. 297,280.

[52] U.S. Cl. D1/109

[58] Field of Search D1/106-109,
D1/120, 126-129, 199; 426/104, 383

[56] **References Cited**

U.S. PATENT DOCUMENTS

- D. 95,341 4/1935 Hanson D1/109
- D. 180,327 5/1957 Herman D1/104
- D. 229,642 12/1973 Dorsa D1/109
- 1,950,539 3/1934 Brownfield 229/02

OTHER PUBLICATIONS

The Bread Dough Craft Book, 1972, p. 61, Cookies
with faces.

- New York Times Magazine, 11-26-48 Cookies.
- Washington Post Parade magazine Cookies.
- National Biscuit Co. annual report, 1967 Crackers.
- Institutions Magazine, 9-15-71, p. 85 Cookies.
- Swersey's Cookies and Candies.
- Alice Bradley, "What to Serve When Summertime
Calls for Something Special."
- Ice Cream Trade Journal, Apr. 1954, p. 107 Crackers.
- The Bread Dough Craft Book, p. 61, 1972 Cookies.
- Marketplace Buyers Mart 6083 6/83 Cookies.
- Food Processing Industry, Oct. 1970, p. 41 Cookies.

Primary Examiner—B. J. Bullock
Assistant Examiner—Terry A. Pfeffer
Attorney, Agent, or Firm—Richard Kornutik

[57] **CLAIM**

The ornamental design for cookie having openings
therethrough, as shown.

DESCRIPTION

FIG. 1 is a top plan view of a cookie having openings
therethrough showing our new design;
FIG. 2 is a bottom plan view thereof;
FIG. 3 is a top plan view of a second embodiment of
that shown in FIG. 1;
FIG. 4 is a bottom plan view of that shown in FIG. 3;
FIG. 5 is a top plan view of a third embodiment of that
shown in FIG. 1;
FIG. 6 is a bottom plan view of that shown in FIG. 5;
FIG. 7 is a top plan view of a fourth embodiment of that
shown in FIG. 1;
FIG. 8 is a bottom plan view of that shown in FIG. 7;
FIG. 9 is a side elevational view thereof.





FIG. 1




FIG. 2




FIG. 3

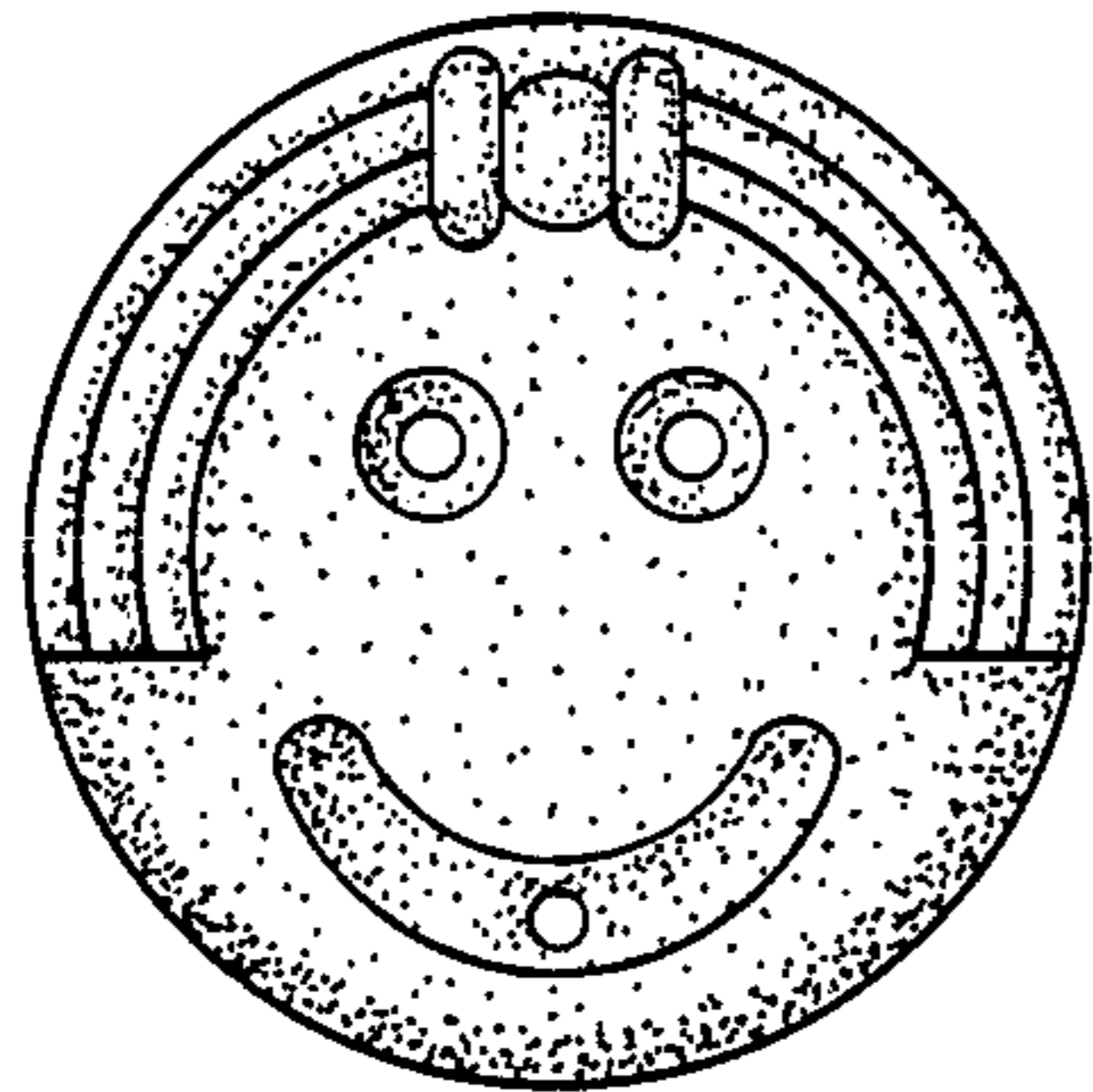


FIG. 4

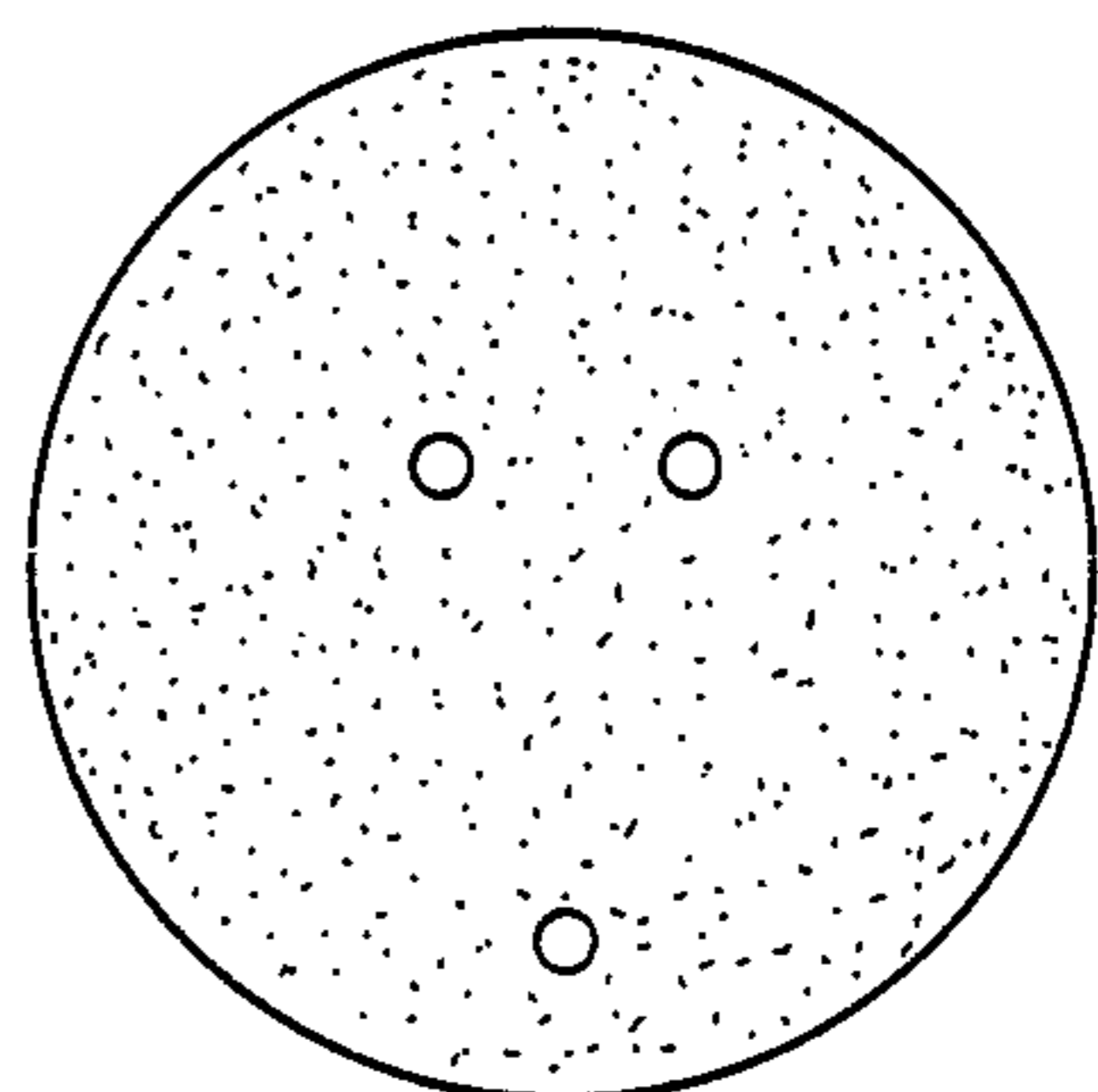


FIG. 5

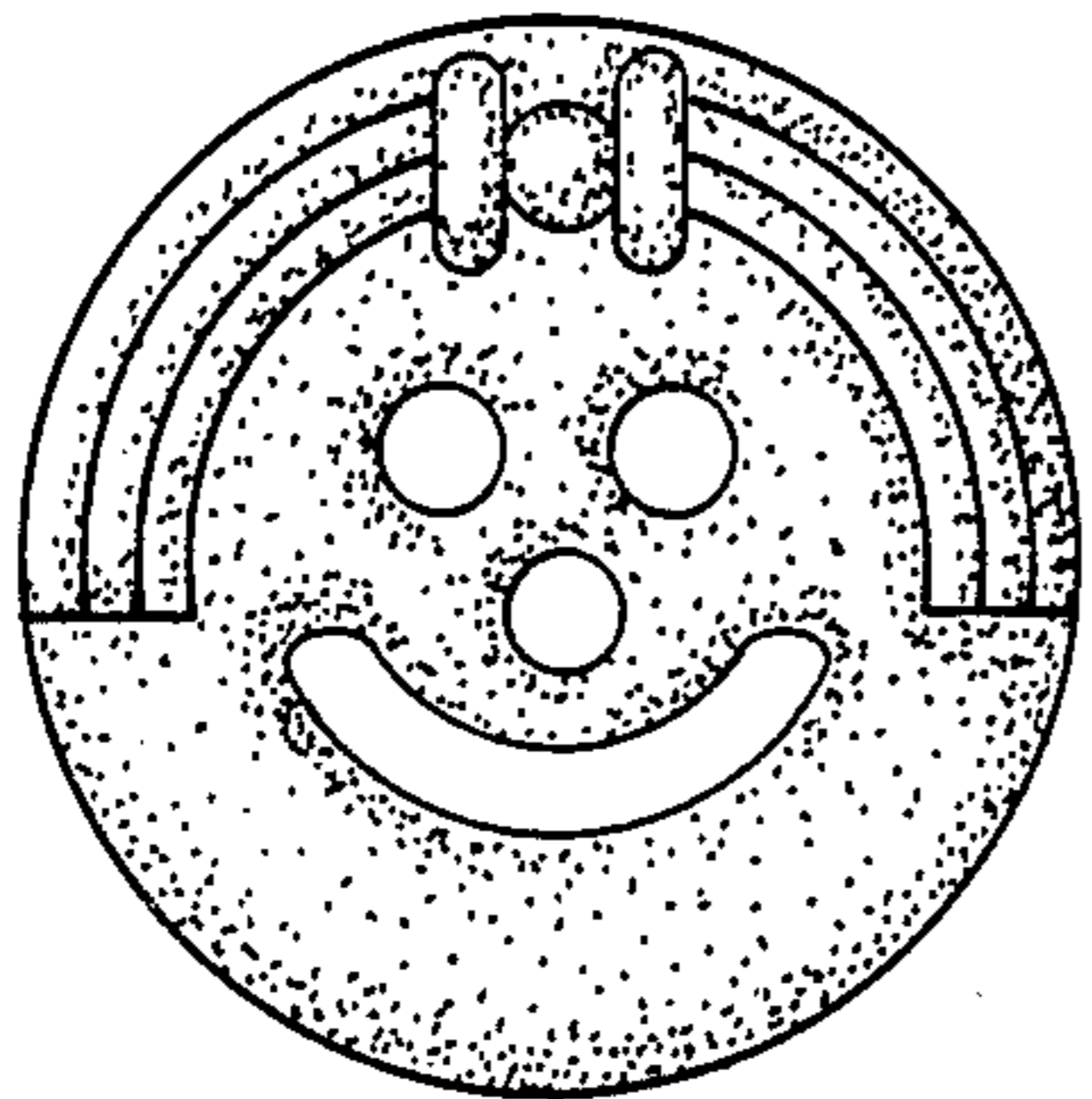


FIG. 6




FIG. 7

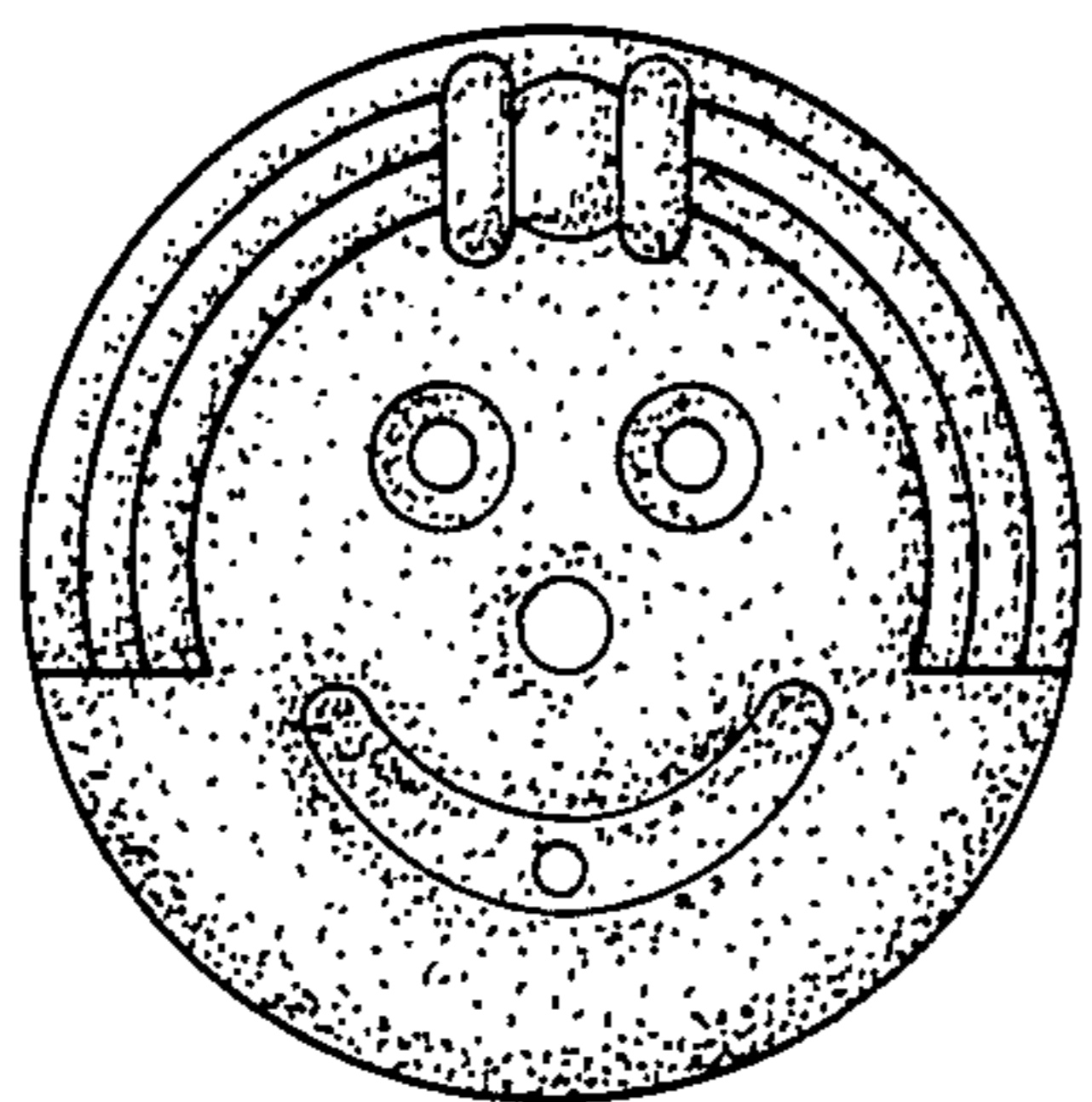


FIG. 8

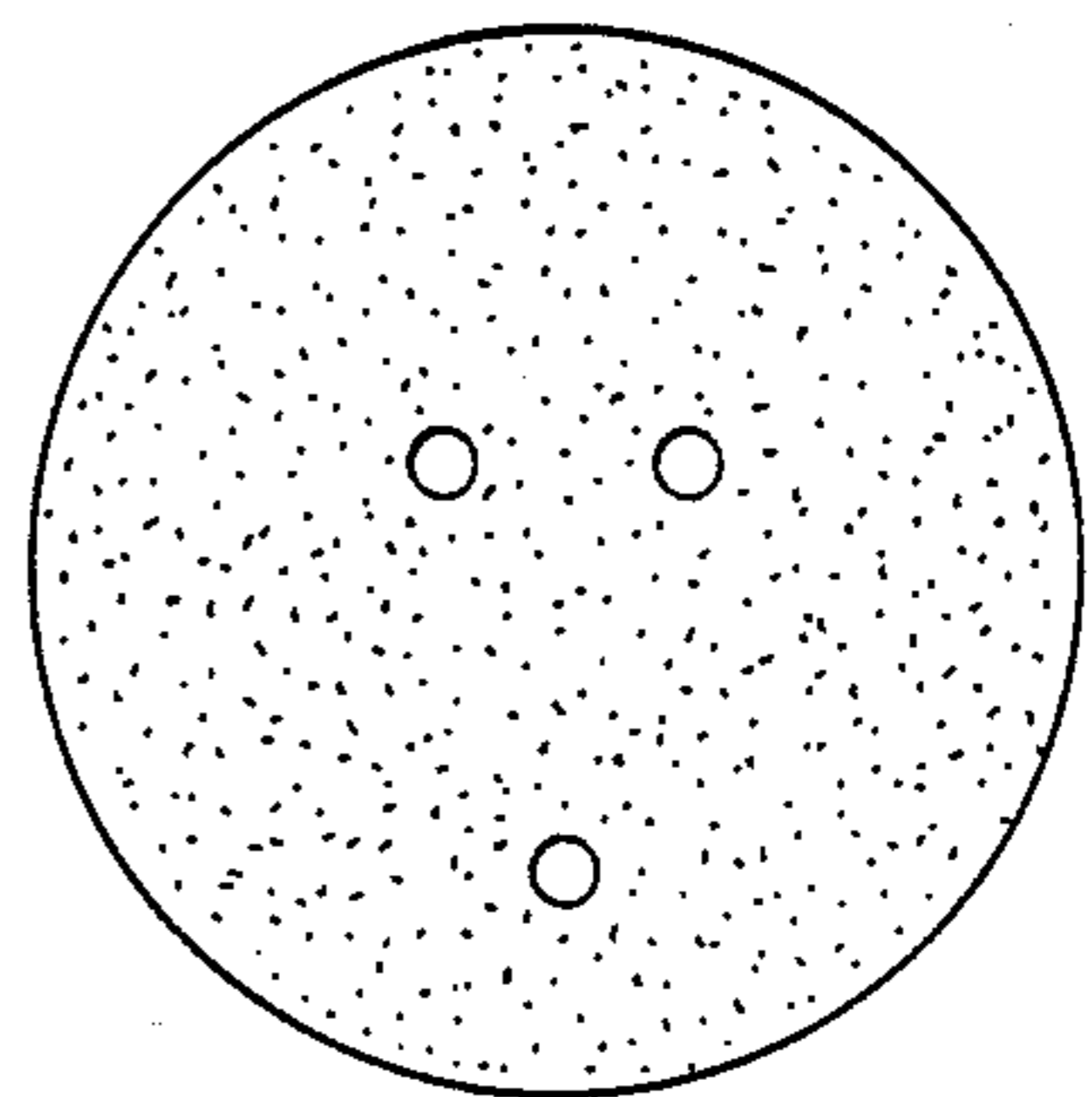


FIG. 9

