

[54] COOKIE HAVING OPENINGS THEREETHROUGH

[75] Inventors: Michael P. Lucas, Ridgewood, N.J.; Robert Tabor, New York, N.Y.; Richard B. Gerstman, Tenafly, N.J.; Juan F. Concepcion, Brooklyn, N.Y.

[73] Assignee: Nabisco Brands, Inc., Parsippany, N.J.

[**] Term: 14 Years

[21] Appl. No.: 192,123

[22] Filed: May 10, 1988

Related U.S. Application Data

[62] Division of Ser. No. 731,488, May 7, 1985, Pat. No. Des. 297,280.

[52] U.S. Cl. D1/109

[58] Field of Search D1/106-109, D1/120, 126-129, 199; 426/104, 383

[56] References Cited

U.S. PATENT DOCUMENTS

D. 95,341	4/1935	Hanson	D1/109
D. 95,343	4/1935	Hanson	D1/109
D. 180,327	5/1957	Herman	D1/104
D. 180,327	5/1957	Herman	.	
D. 229,642	12/1973	Dorsa	D1/109
1,950,539	3/1934	Brownfield	229/02

OTHER PUBLICATIONS

The Bread Dough Craft Book, 1972, p. 61, Cookies with faces.
Ice Cream Trade Journal, Apr., 1954, p. 107, Crackers.
The Bread Dough Craft Book, p. 61, 1972 Cookies.
Marketplace Buyers Mart 6083 6/83 Cookies.
Food Processing Industry, Oct. 1970, p. 41, Cookies.
New York Times Magazine, 11-26-48 Cookies.
Washington Post Parade magazine Cookies.
National Biscuit Co. annual report, 1967 Crackers.
Institutions Magazine, 9-15 71, p. 85 Cookies.
Swersey's Cookies and Candies.
Alice Bradley, "What to Serve When Summertime Calls for Something Special."

Primary Examiner—Bernard Ansher
Assistant Examiner—Terry A. Pfeffer
Attorney, Agent, or Firm—Richard Kornutik

[57] CLAIM

The ornamental design for cookie, having openings therethrough, as shown.

DESCRIPTION

FIG. 1 is a top plan view of a cookie having openings therethrough showing our new design;
FIG. 2 is a bottom plan view thereof;
FIG. 3 is a top plan view of a second embodiment of that shown in FIG. 1;
FIG. 4 is a bottom plan view of that shown in FIG. 3;
FIG. 5 is a top plan view of a third embodiment of that shown in FIG. 1;
FIG. 6 is a bottom plan view of that shown in FIG. 5;
FIG. 7 is a top plan view of a fourth embodiment of that shown in FIG. 1;
FIG. 8 is a bottom plan view of that shown in FIG. 7;
FIG. 9 is a side elevational view thereof.





FIG. 1




FIG. 2




FIG. 3




FIG. 4

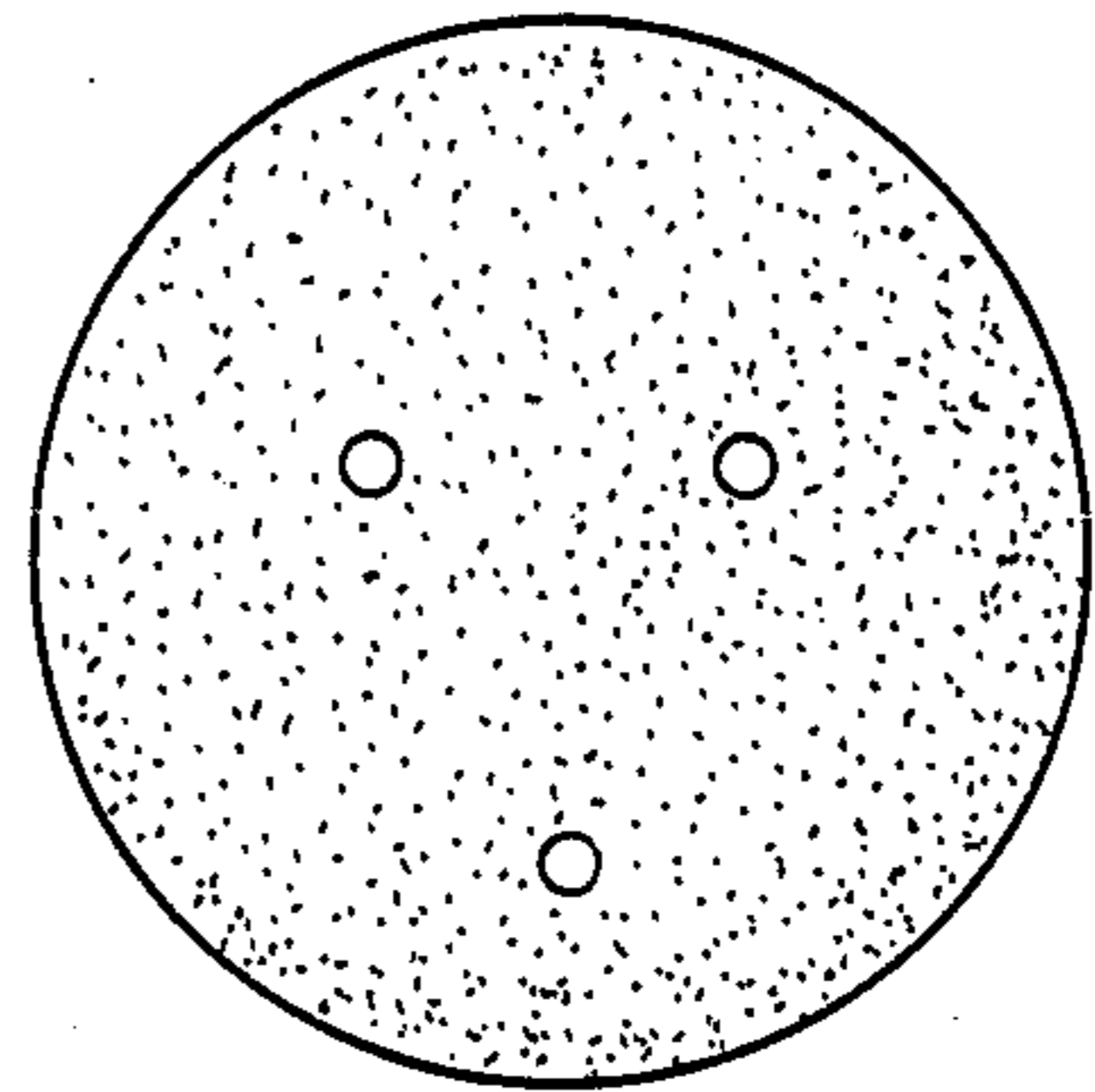


FIG. 5




FIG. 6




FIG. 7




FIG. 8

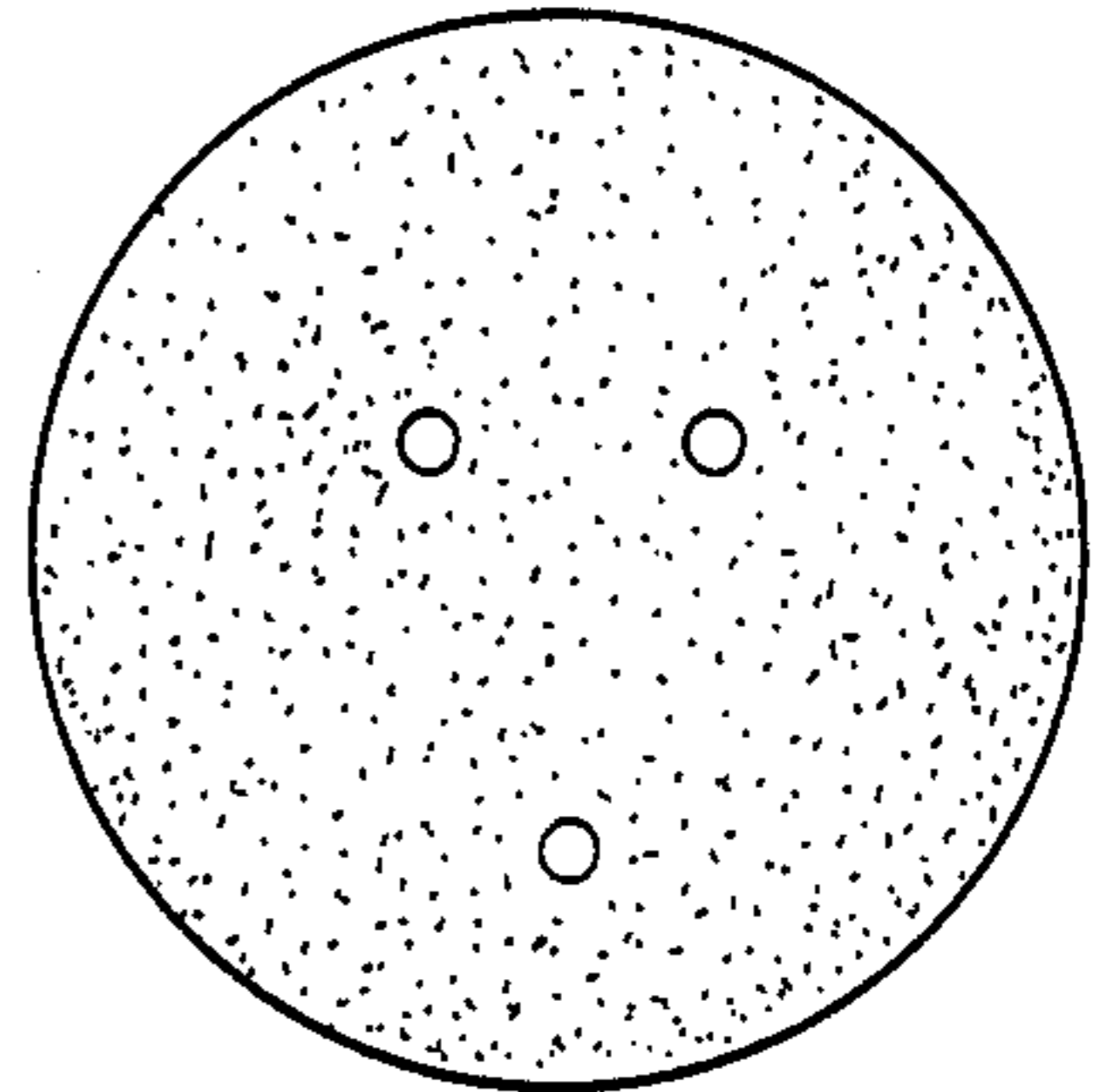


FIG. 9

