

[54] **PUZZLE PIECE**

[76] **Inventor: John R. Fitzpatrick, 1044 Willy Way,
Concord, Calif. 94518**

[**] **Term: 14 Years**

[21] **Appl. No.: 310,072**

[22] **Filed: Feb. 10, 1989**

Related U.S. Application Data

[62] Division of Ser. No. 930,226, Nov. 13, 1986.

[52] **U.S. Cl. D21/104**

[58] **Field of Search D21/104, 105, 106, 107,
D21/108; D25/116, 114; 273/153 R, 153 S,
156, 157 R, 160; 446/85, 108, 116**

[56] **References Cited**

U.S. PATENT DOCUMENTS

D. 169,482 5/1953 Henke et al. D21/105
D. 228,357 9/1973 Trageser D21/105

D. 264,383 5/1982 Campbell D25/113
D. 265,919 8/1982 Spiecker D21/104
D. 298,149 10/1988 Hermans et al. D21/104
793,591 6/1905 Kidder D25/113
1,213,690 1/1917 Quinones D21/104
2,930,135 3/1960 Rootz D25/113
3,334,798 8/1967 Pezely et al. D21/105

Primary Examiner—Charles A. Rademaker
Attorney, Agent, or Firm—Kathleen A. Skinner

[57] **CLAIM**

The ornamental design of a puzzle piece, as shown and described.

DESCRIPTION

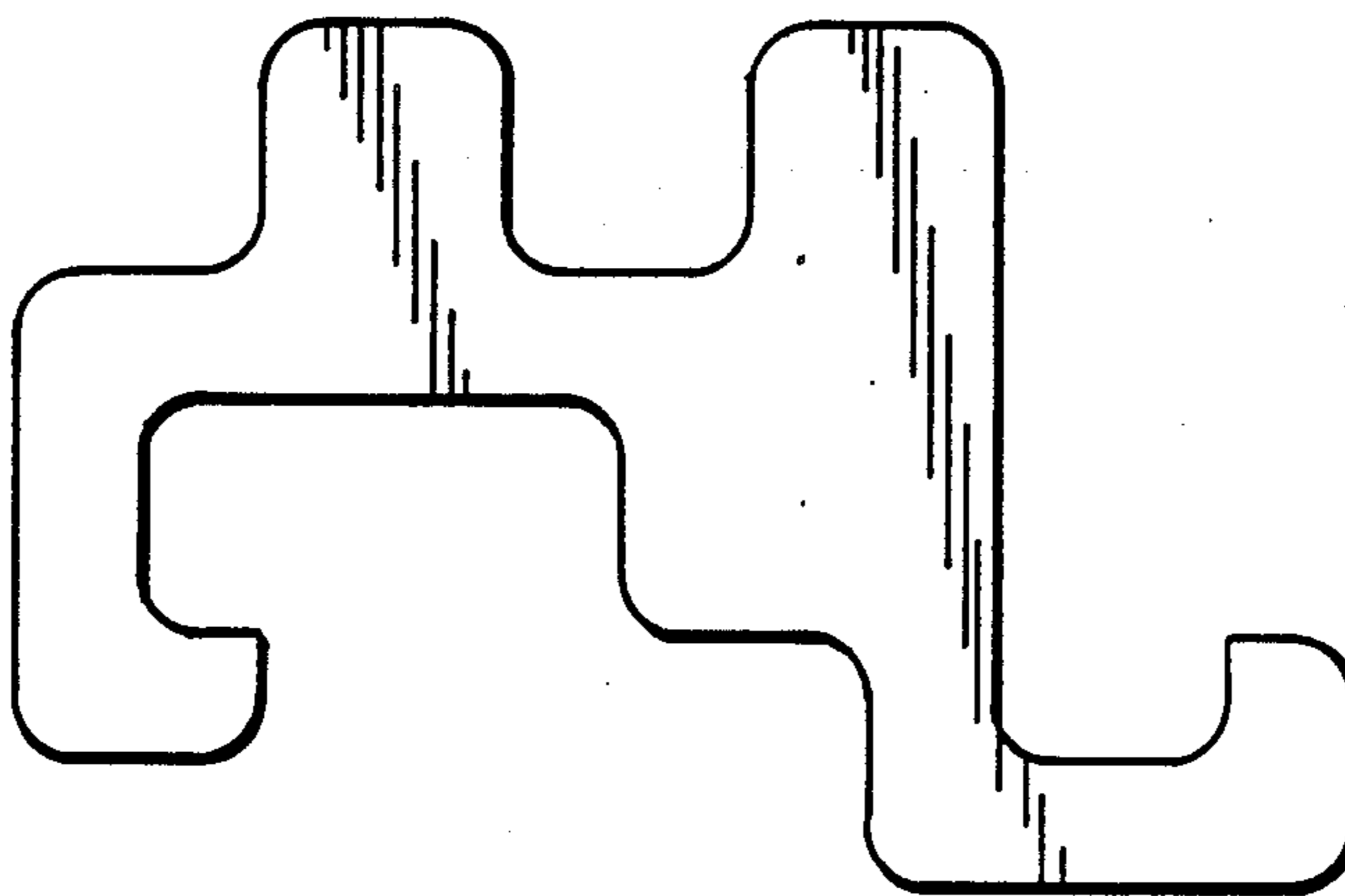
FIG. 1 is a top plan view of a puzzle piece showing my new design, the side opposite being a mirror image thereof;

FIG. 2 is a rear elevational view thereof;

FIG. 3 is a front elevational view thereof;

FIG. 4 is a left side elevational view thereof; and

FIG. 5 is a right side elevational view thereof.



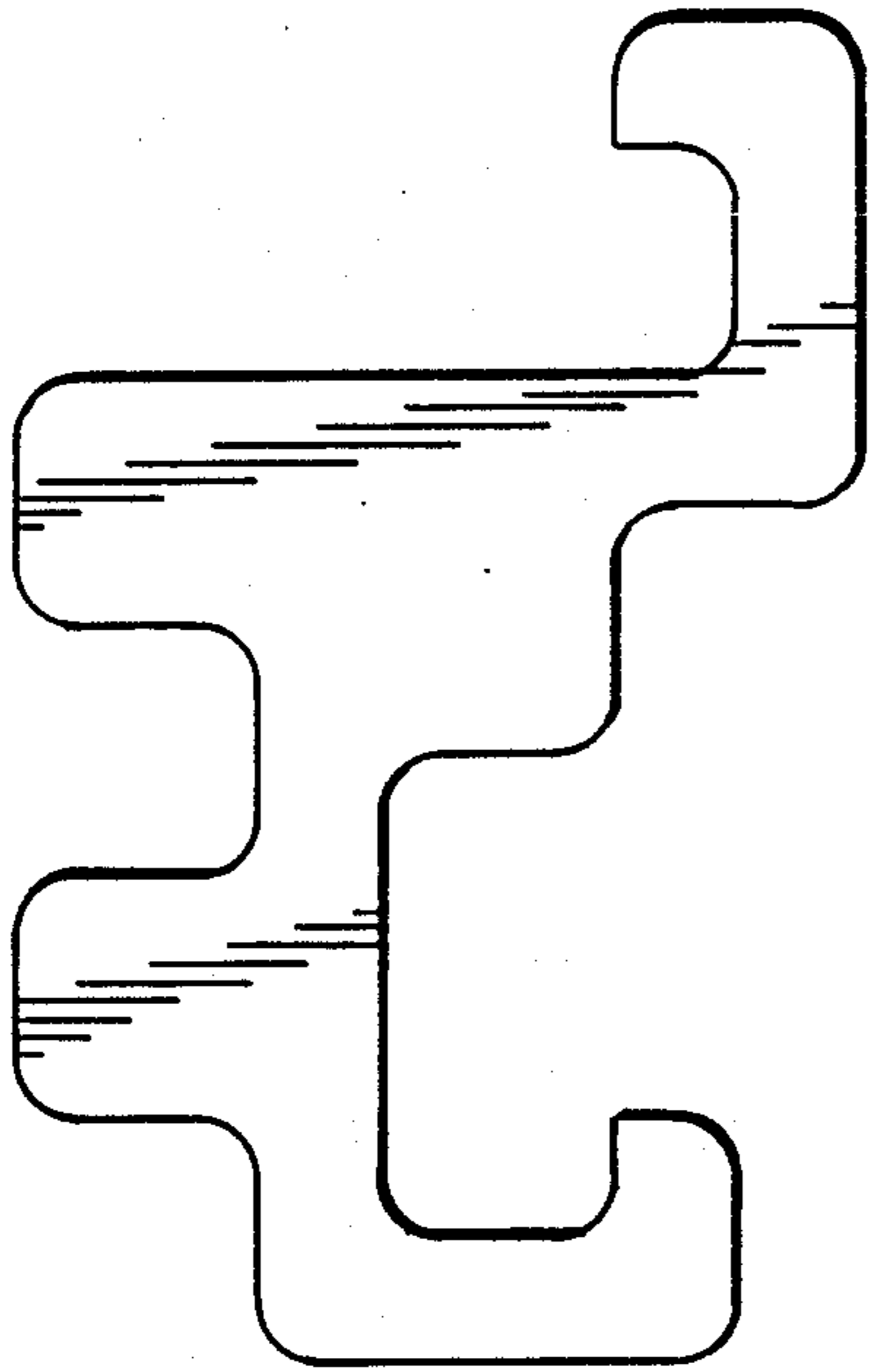


FIG.-1.

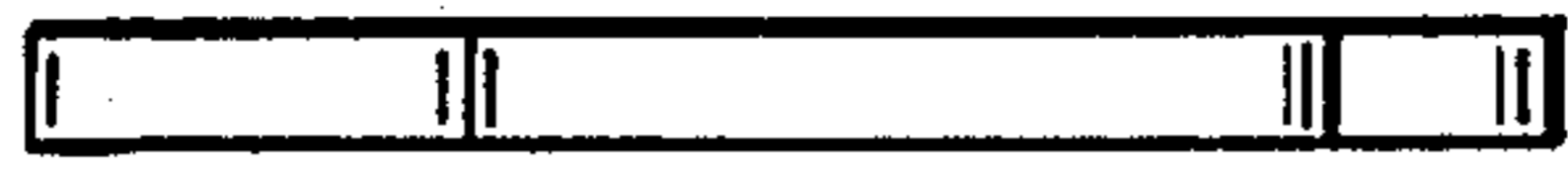


FIG.-4.



FIG.-5.




FIG.-2.



FIG.-3.