

[54] **SIGN BOARD**

2117547 10/1983 United Kingdom ..... 40/594

[76] **Inventor: David F. Beck, N. 217 Napa,  
Spokane, Wash. 99202**

*Primary Examiner*—Susan J. Lucas  
*Assistant Examiner*—Joel Sincavage  
*Attorney, Agent, or Firm*—Wells, St. John & Roberts

[\*\*] **Term: 14 Years**

[21] **Appl. No.: 98,513**

[57] **CLAIM**

The ornamental design for a sign board, as shown and described.

[22] **Filed: Sep. 18, 1987**

[52] **U.S. Cl. .... D20/39; D20/44**

[58] **Field of Search .... D6/300, 308, 332, 492,  
D6/494; D19/52, 65; D20/13, 15, 17, 18, 22,  
27, 35, 42-44; 40/606, 611, 589-590, 593, 594,  
489-491, 642-644, 910, 152, 152.1, 152.2; 24/67  
R, 67.3, 67.9, 251, 243, 255, 245; 281/45**

**DESCRIPTION**

FIG. 1 is a front perspective view of a sign board showing my new design;  
FIG. 2 is a front perspective view of a second embodiment of my new design;  
FIG. 3 is a top plan view of the embodiment shown in FIG. 1, the bottom plan view being a mirror image;  
FIG. 4 is an end elevational view of the embodiment shown in FIG. 1, the opposite end view being a mirror image;  
FIG. 5 is an enlarged fragmentary perspective view of the bottom left corner thereof showing details common to both embodiments; and  
FIG. 6 is an enlarged fragmentary perspective view of the top left corner thereof showing details common to both embodiments.

[56] **References Cited**

**U.S. PATENT DOCUMENTS**

D. 280,469 9/1985 Heyman et al. .... D6/300 X  
2,145,946 2/1939 Morrissey ..... 40/611  
2,816,382 12/1957 Spertus ..... 40/152.1  
3,606,507 9/1971 Williams, Jr. .... 40/642 X  
4,356,647 11/1982 Farris ..... 40/152.1

**FOREIGN PATENT DOCUMENTS**

1004132 9/1965 United Kingdom ..... 40/152

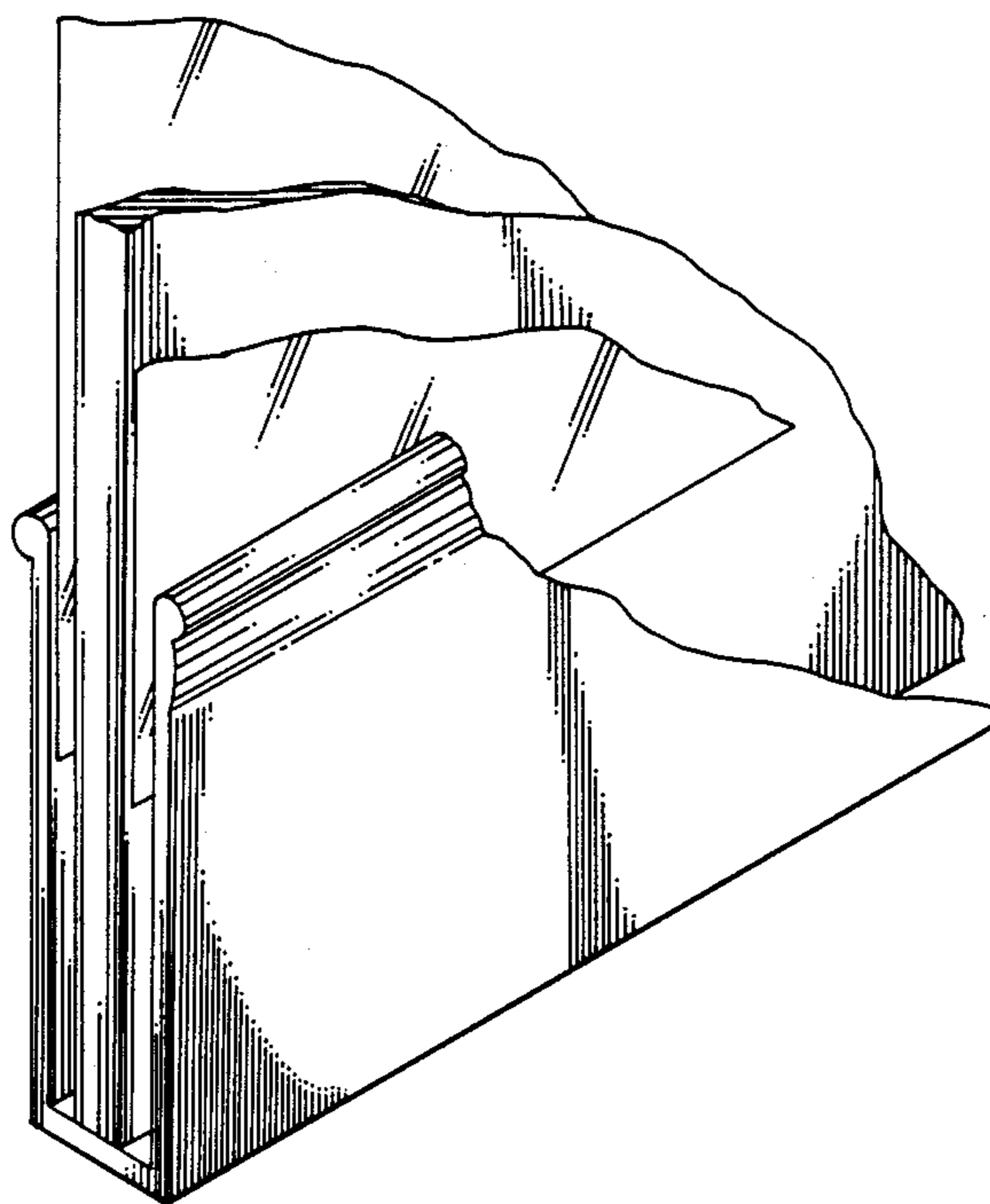


Fig. 1

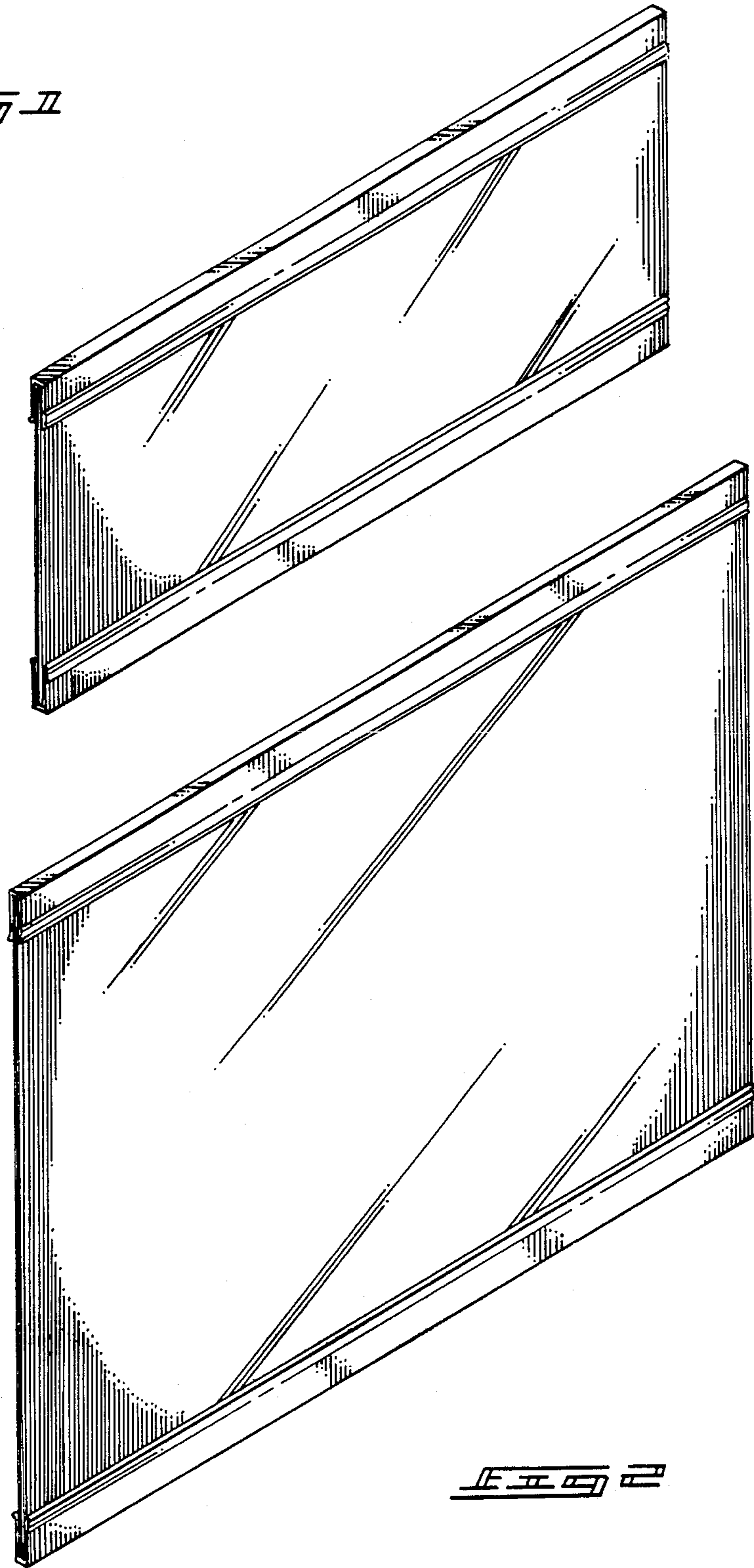


Fig. 2



FIG 3

FIG 4

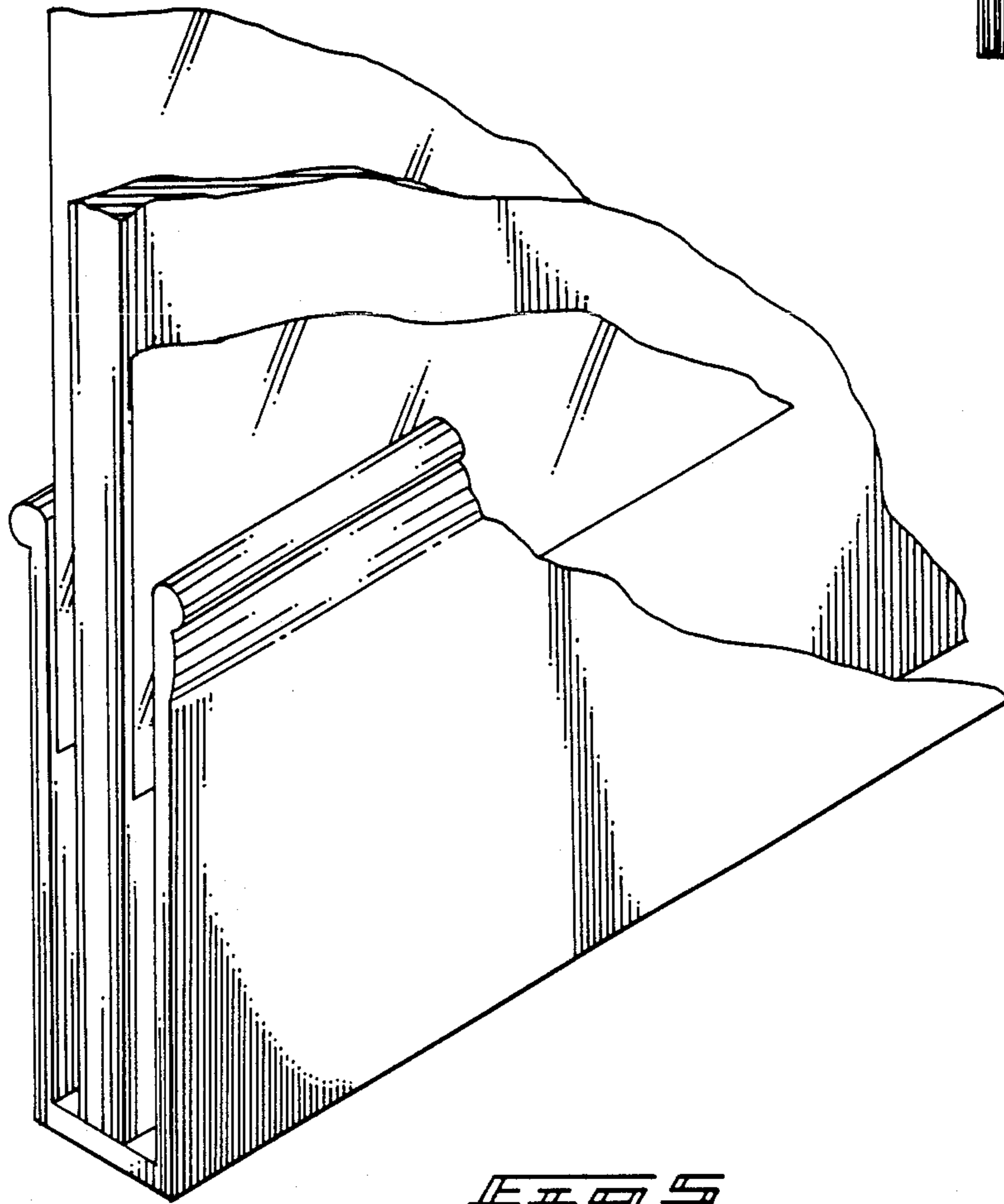


FIG 5

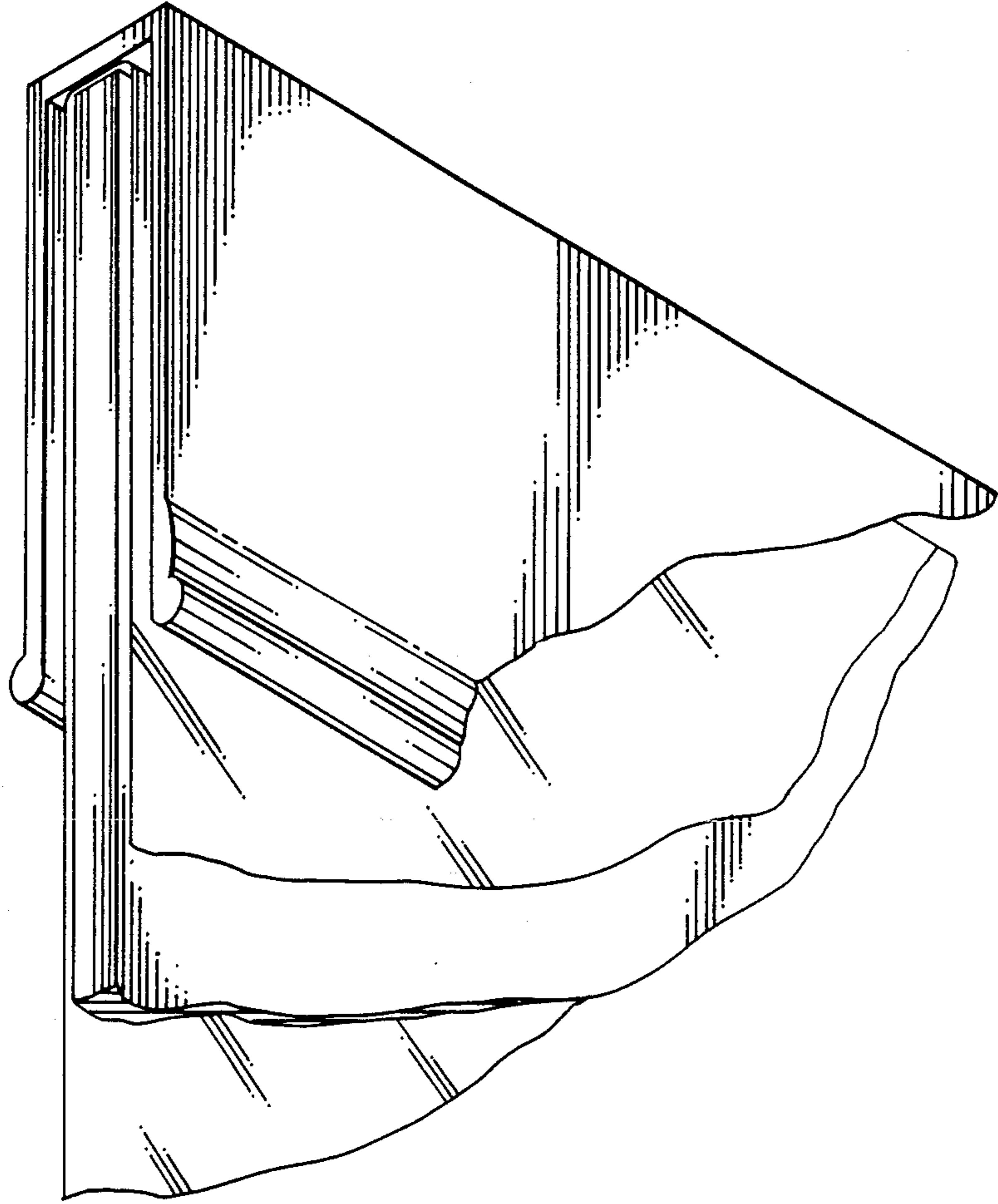


FIG. 6