

United States Patent [19]

Ando

[11] Patent Number: **Des. 303,769**

[45] Date of Patent: **** Oct. 3, 1989**

[54] WRIST WATCH

4,668,100 5/1987 Murakami 368/10

[75] Inventor: **Toshiya Ando, Murayama, Japan**

[73] Assignee: **Casio Computer Co., Ltd., Tokyo, Japan**

[**] Term: **14 Years**

[21] Appl. No.: **947,507**

[22] Filed: **Dec. 29, 1986**

[52] U.S. Cl. **D10/38; D10/30**

[58] Field of Search **D10/30-39, D10/122-126; 368/10, 82-84, 239-242, 276, 277, 280-282, 285**

[56] **References Cited**

U.S. PATENT DOCUMENTS

D. 263,452	3/1982	Wada	D10/38
D. 265,295	7/1982	Wada	D10/38
D. 267,548	1/1983	Wada	D10/38
D. 269,501	6/1983	Sato	D10/37
D. 287,403	12/1986	Kiiski	D10/31 X
D. 293,892	1/1988	Ichikawa	D10/38
4,504,062	3/1985	Smith	368/10 X

OTHER PUBLICATIONS

Jeweler's-Circular-Keystone, 3/82-p. 93-Game Watch at right.

Hong Kong Enterprise-1/82, p. 250-Watch at center-right.

Primary Examiner-Nelson C. Holtje
Attorney, Agent, or Firm-Frishauf, Holtz, Goodman & Woodward

[57] CLAIM

The ornamental design for a wrist watch, as shown.

DESCRIPTION

FIG. 1 is a front elevational view of a wrist watch showing my new design;

FIG. 2 is a top plan view thereof;

FIG. 3 is a right side elevational view thereof;

FIG. 4 is a left side elevational view thereof;

FIG. 5 is a bottom plan view thereof;

FIG. 6 is a rear elevational view thereof and;

FIG. 7 is a right front perspective view thereof.

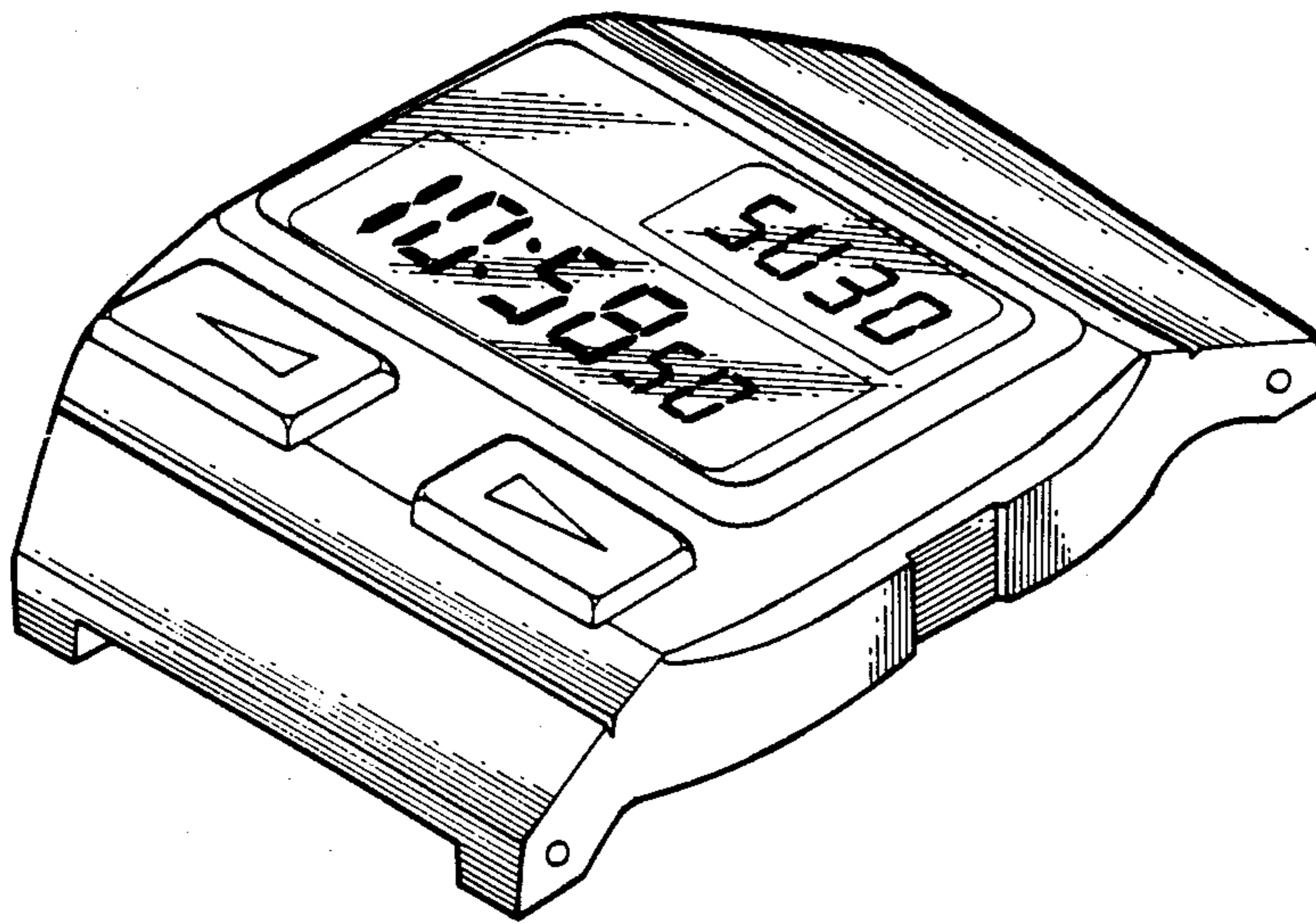


FIG. 2

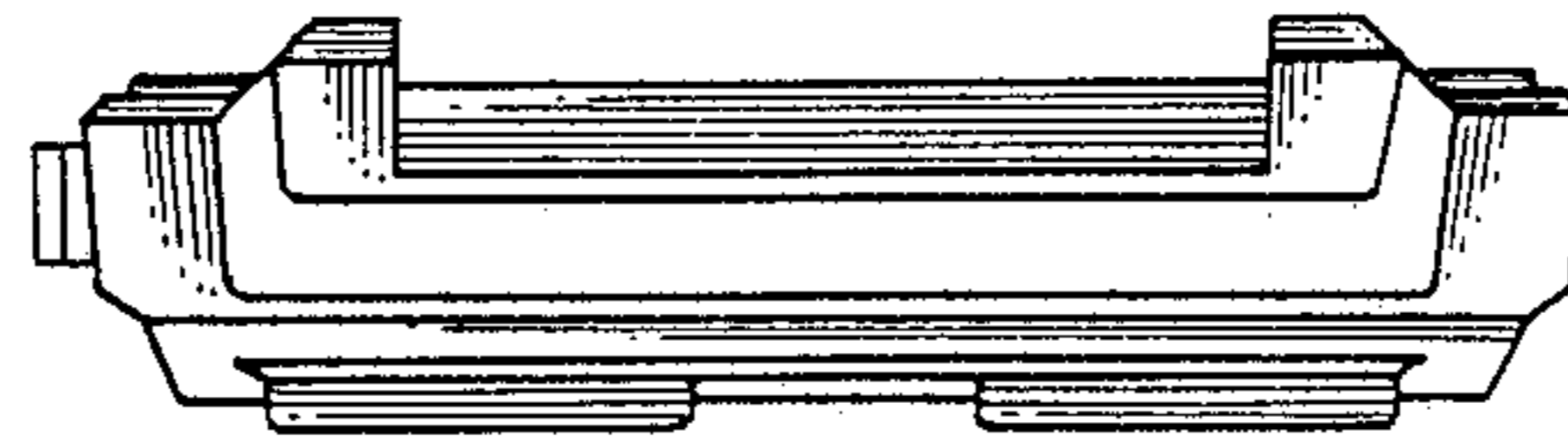


FIG. 4

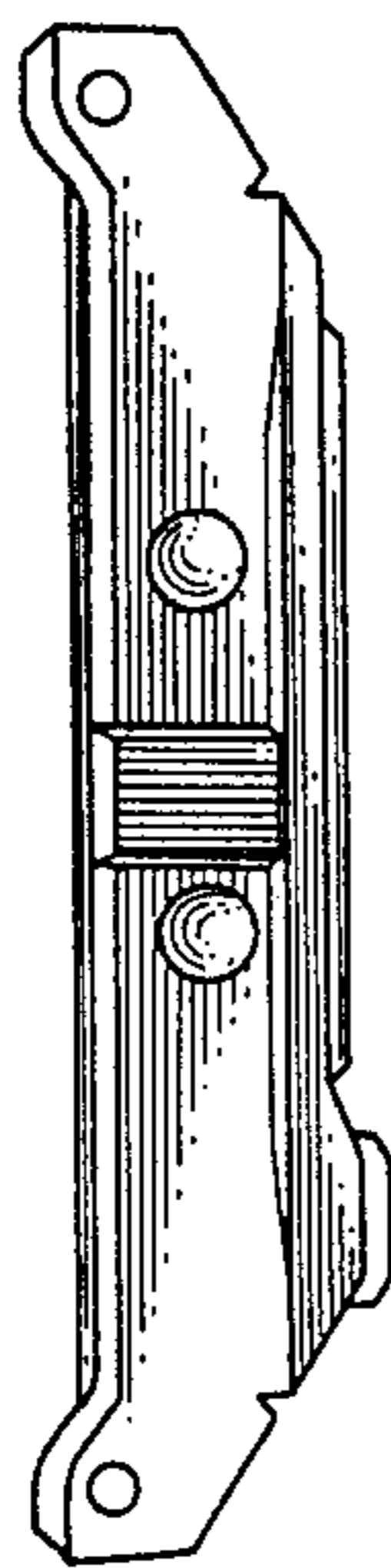


FIG. 1



FIG. 3

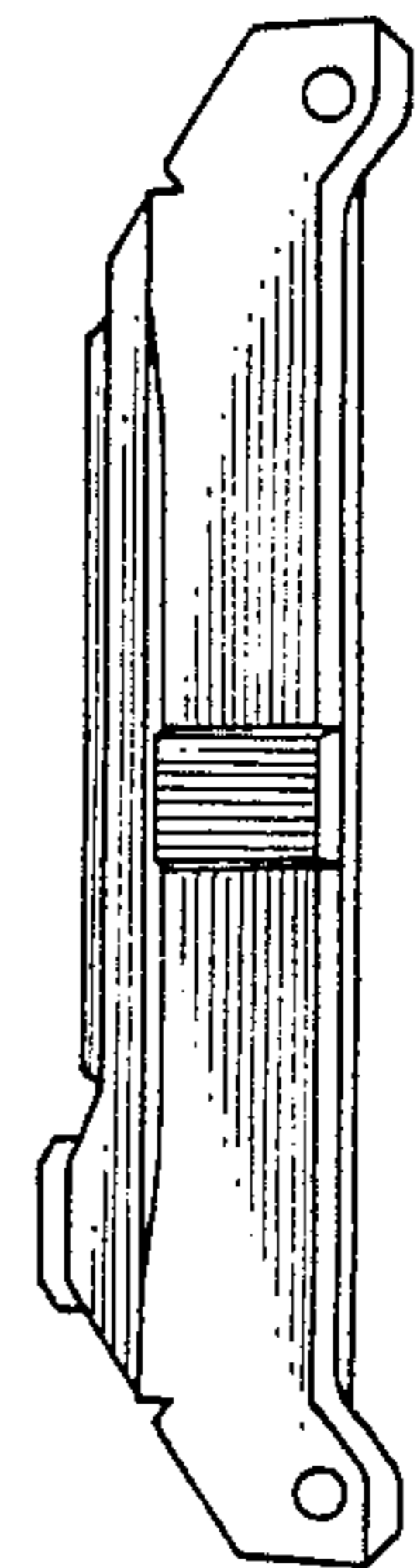


FIG. 5

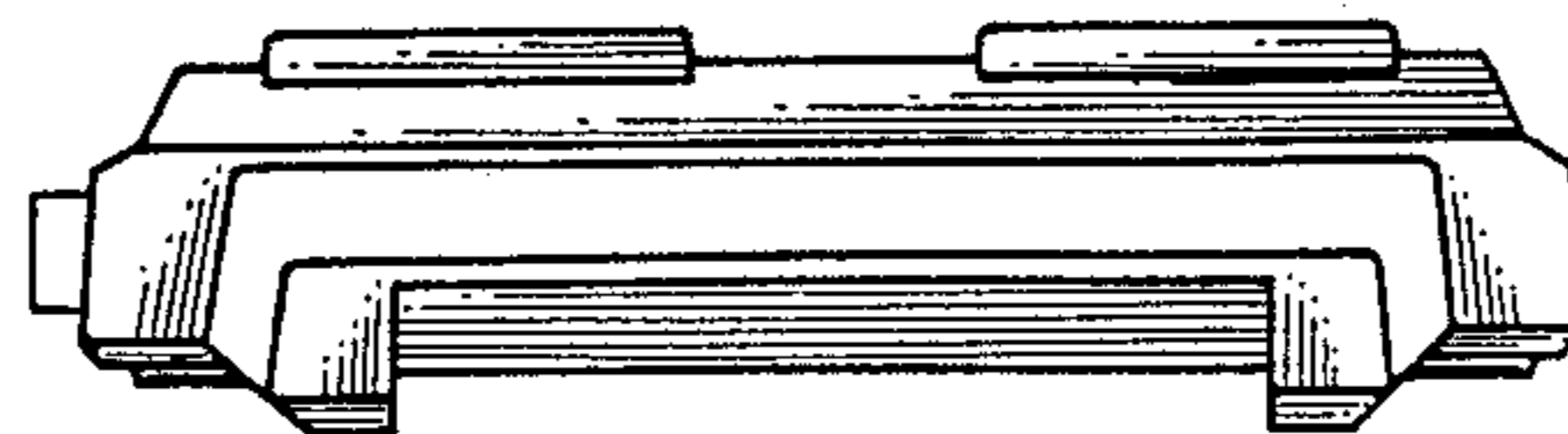


FIG. 6

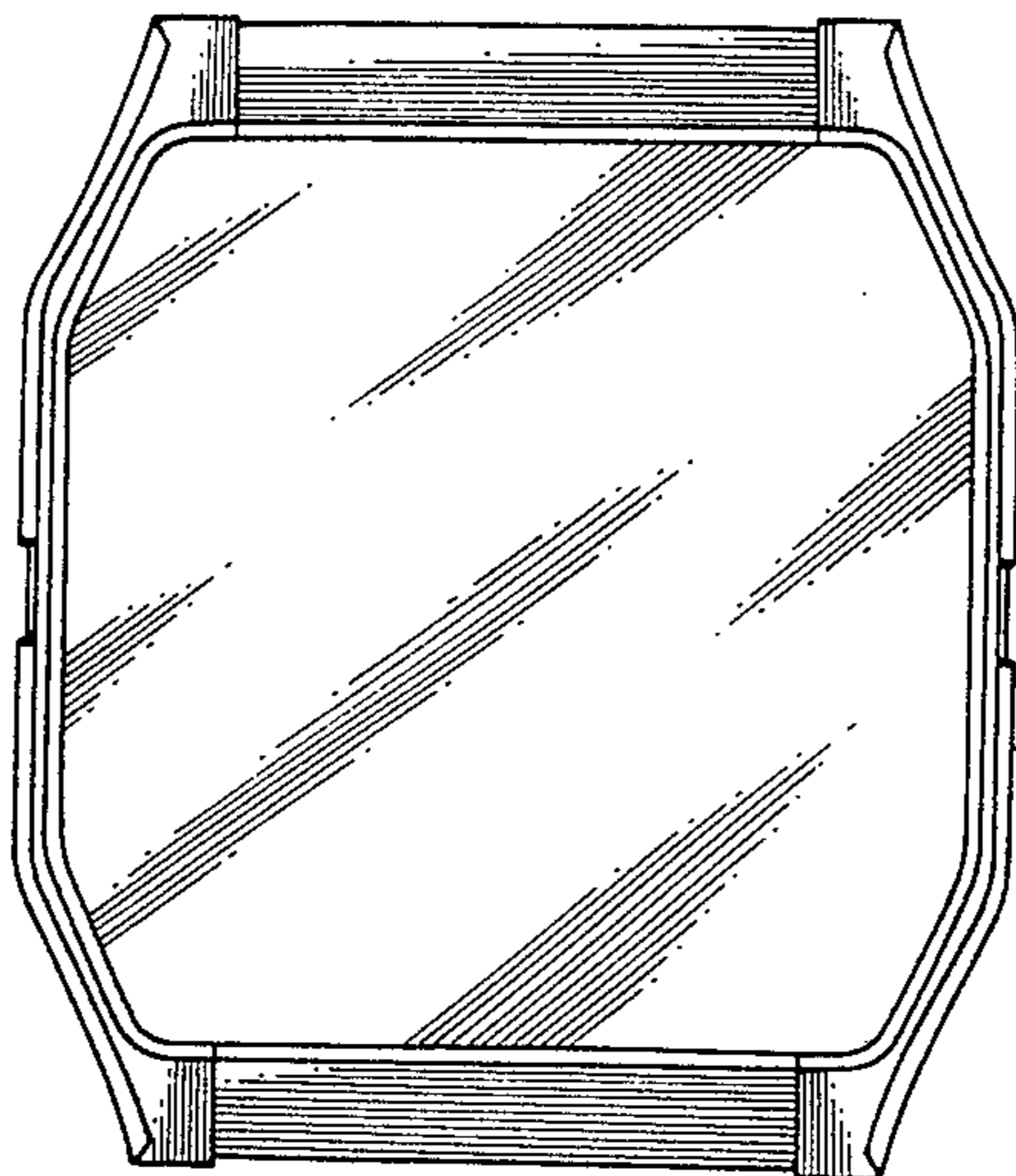


FIG. 7

