

[54] GUIDE FOR POWER TOOLS

[76] Inventors: Ramon A. Gleeson; Lemuel Gleeson, both of 16 Fullam Road, Blacktown, New South Wales, 2148, Australia

[**] Term: 14 Years

[21] Appl. No.: 845,805

[22] Filed: Mar. 25, 1986

[30] Foreign Application Priority Data

Sep. 25, 1985 [AU] Australia 2707/85

[52] U.S. Cl. D8/71

[58] Field of Search D8/70, 71-74; 83/471.2, 522, 455, 745; 269/1

[56] References Cited

U.S. PATENT DOCUMENTS

D. 245,668	9/1977	Bretthauer	D8/71
3,389,724	6/1968	Paul	269/1
3,983,776	10/1976	Flanders	83/522
4,028,976	6/1977	Kundikoff	83/522
4,075,920	2/1978	Neal	83/745

4,489,634	12/1984	Volk	83/522
4,608,898	9/1986	Volk	269/1
4,736,523	4/1988	Hanning	269/1

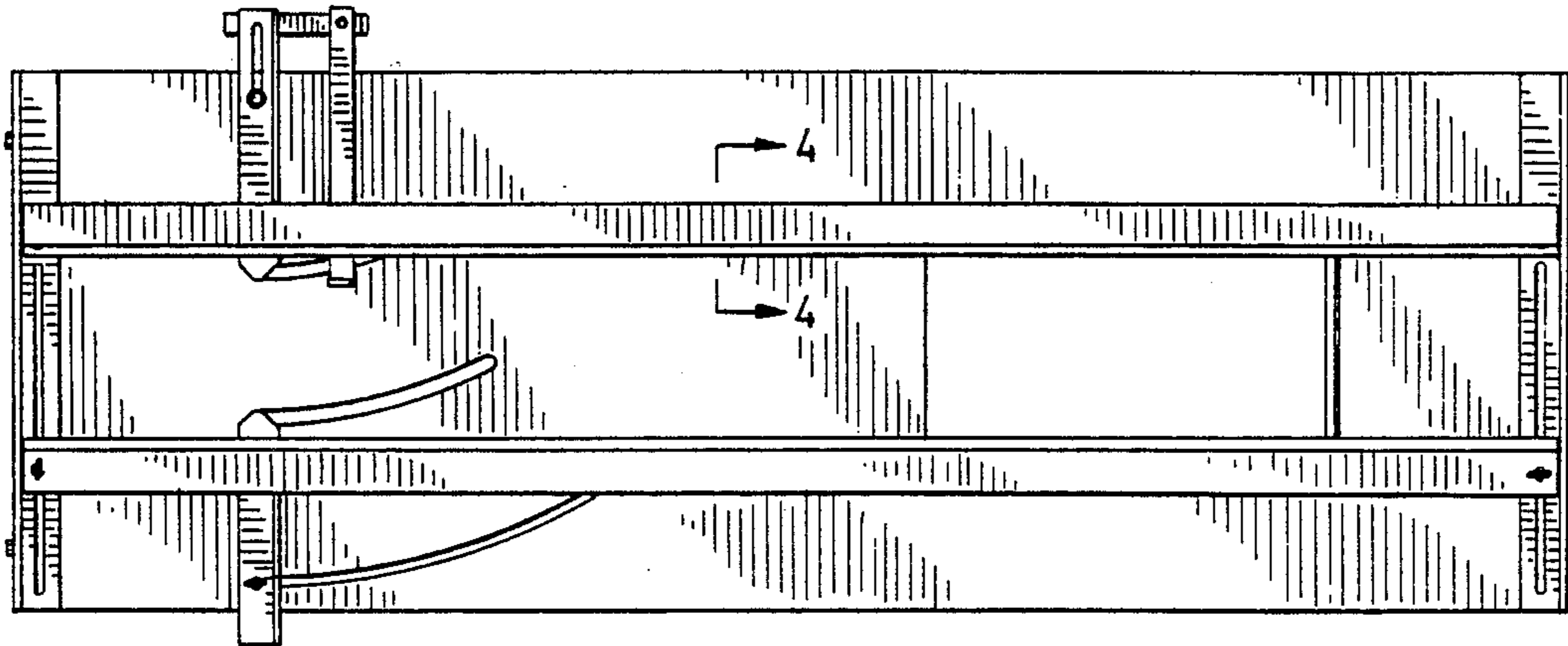
Primary Examiner—Bruce W. Dunkins
Assistant Examiner—Clare E. Heflin
Attorney, Agent, or Firm—Oblon, Spivak, McClelland, Maier & Neustadt

[57] CLAIM

The ornamental design for a guide for power tools, as shown and described.

DESCRIPTION

FIG. 1 is a side elevational view of the guide for power tools showing our new design;
FIG. 2 is an opposite side elevational view thereof;
FIG. 3 is a top plan view thereof, the bottom being plain and unornamented;
FIG. 4 is an enlarged fragmentary cross-sectional view of the guide rail thereof, taken along line 4—4 on FIG. 3;
FIG. 5 is an end elevational view thereof; and
FIG. 6 is an opposite end elevational view thereof.



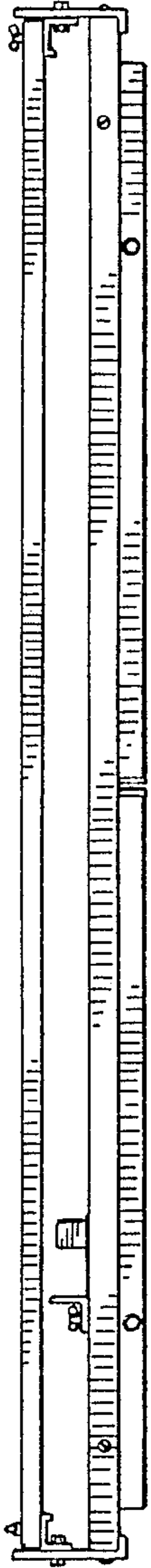


FIG. 1

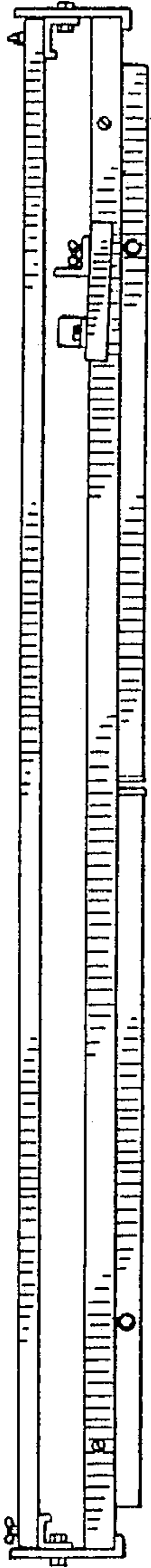


FIG. 2

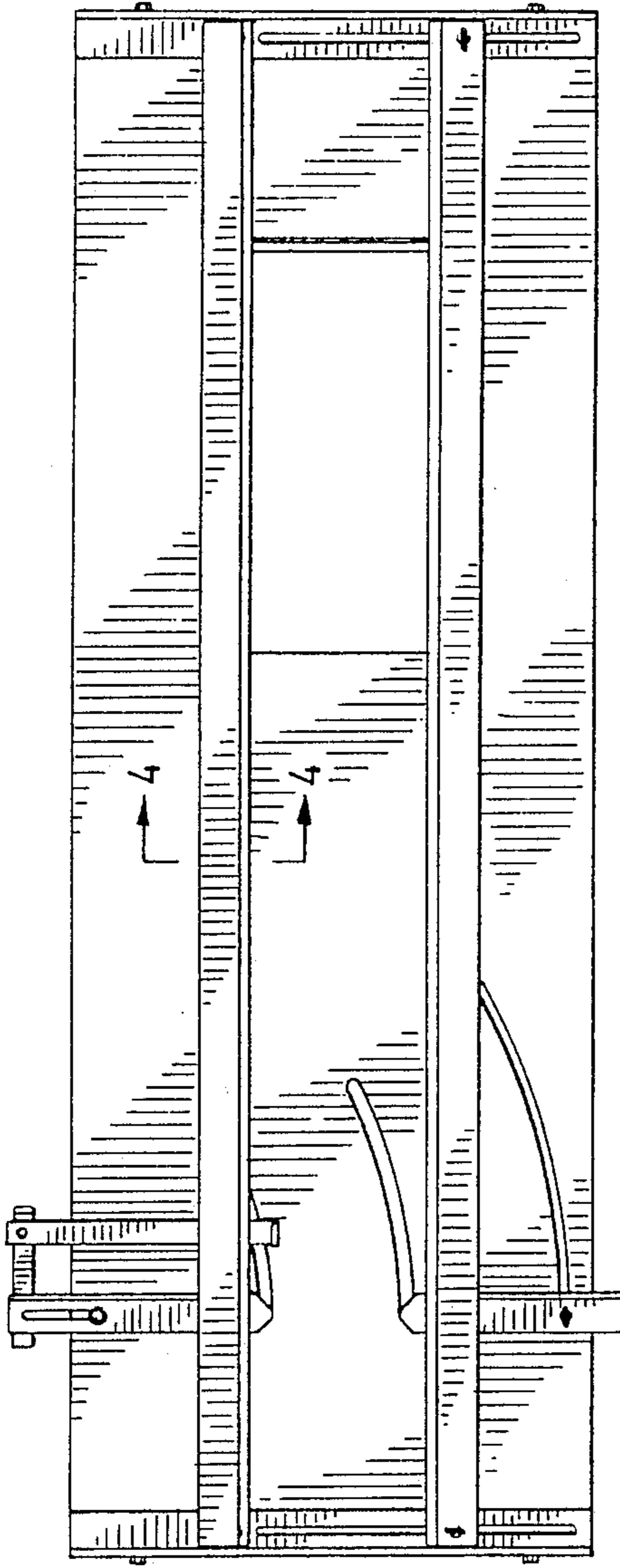


FIG. 3

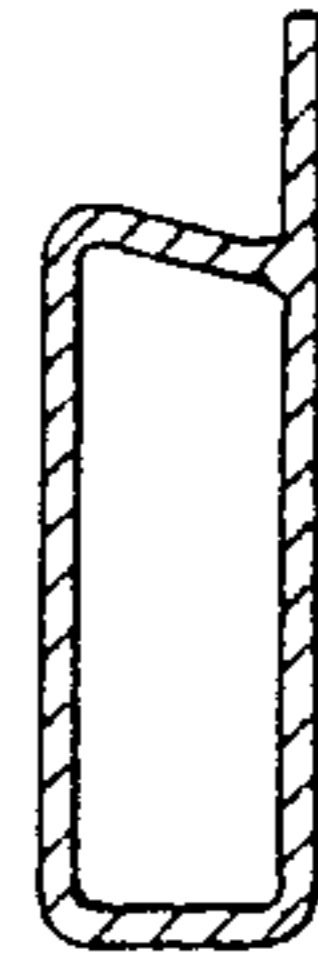


FIG. 4

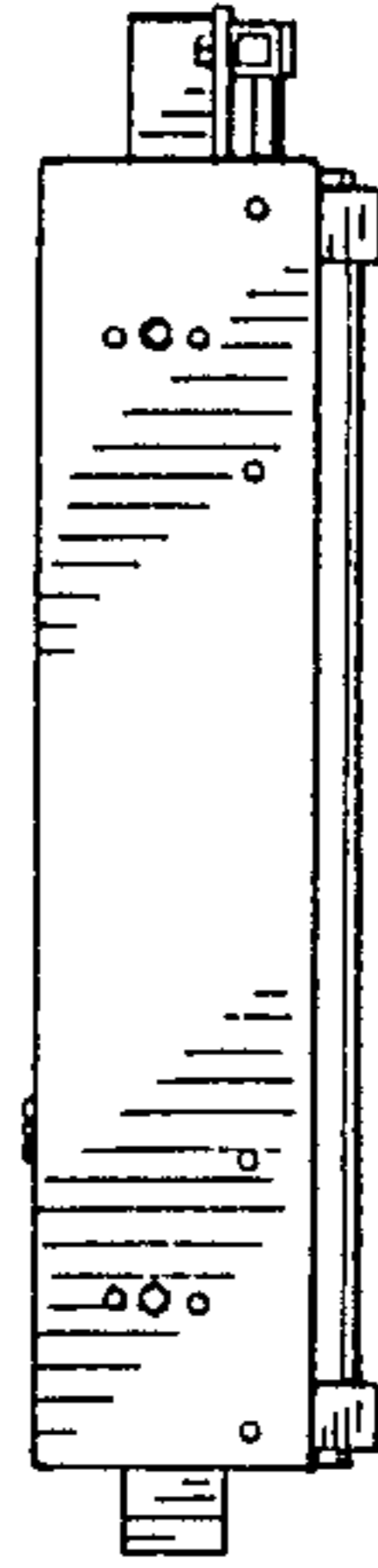


FIG. 5

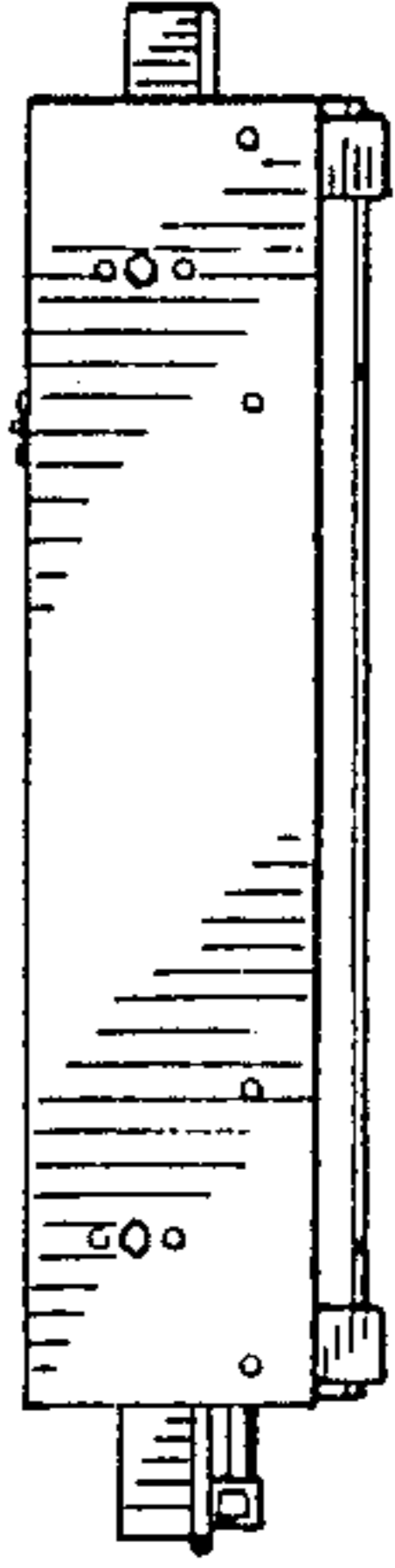


FIG. 6