

[54] **HANDLE FOR COOKING KNIFE**

[75] **Inventor: Masami Yamagishi, Tokyo, Japan**

[73] **Assignee: Kai Cutlery Co., Ltd., Tokyo, Japan**

[**] **Term: 14 Years**

[21] **Appl. No.: 44,973**

[22] **Filed: Apr. 30, 1987**

[30] **Foreign Application Priority Data**

Dec. 24, 1986 [JP] Japan 61-50787

[52] **U.S. Cl. D7/152; D7/150; D8/107**

[58] **Field of Search D7/99-104, D7/106, 138, 140, 142, 147, 148, 149, 150, 151, 152, 361, 393, 395; D8/DIG. 4, DIG. 6, DIG. 8, 98, 107, 303; D22/118; 16/110 R, DIG. 12, 110 A; 30/340, 342, 343, 344**

[56] **References Cited**

U.S. PATENT DOCUMENTS

D. 233,122 10/1974 Fauzza D7/152

D. 242,984 1/1977 Petty D8/303
D. 260,071 8/1981 Weber D7/151
D. 288,400 2/1987 Vosbikian D8/107 X

OTHER PUBLICATIONS

Schöner Wohnen, Mar./Apr. 1978, p. SW223, lower right corner (#4), Knife Set.

Primary Examiner—Winifred E. Herrmann

Assistant Examiner—John Warchol

Attorney, Agent, or Firm—Koda and Androlia

[57] **CLAIM**

The ornamental design for a handle for cooking knife, as shown and described.

DESCRIPTION

FIG. 1 is a side elevational view of a handle for cooking knife showing my new design; the side opposite is a mirror image thereof;

FIG. 2 is a top plan view thereof;

FIG. 3 is a bottom plan view thereof;

FIG. 4 is a front elevational view thereof;

FIG. 5 is a rear elevational view thereof; and

FIG. 6 is a top, front and side perspective view thereof.

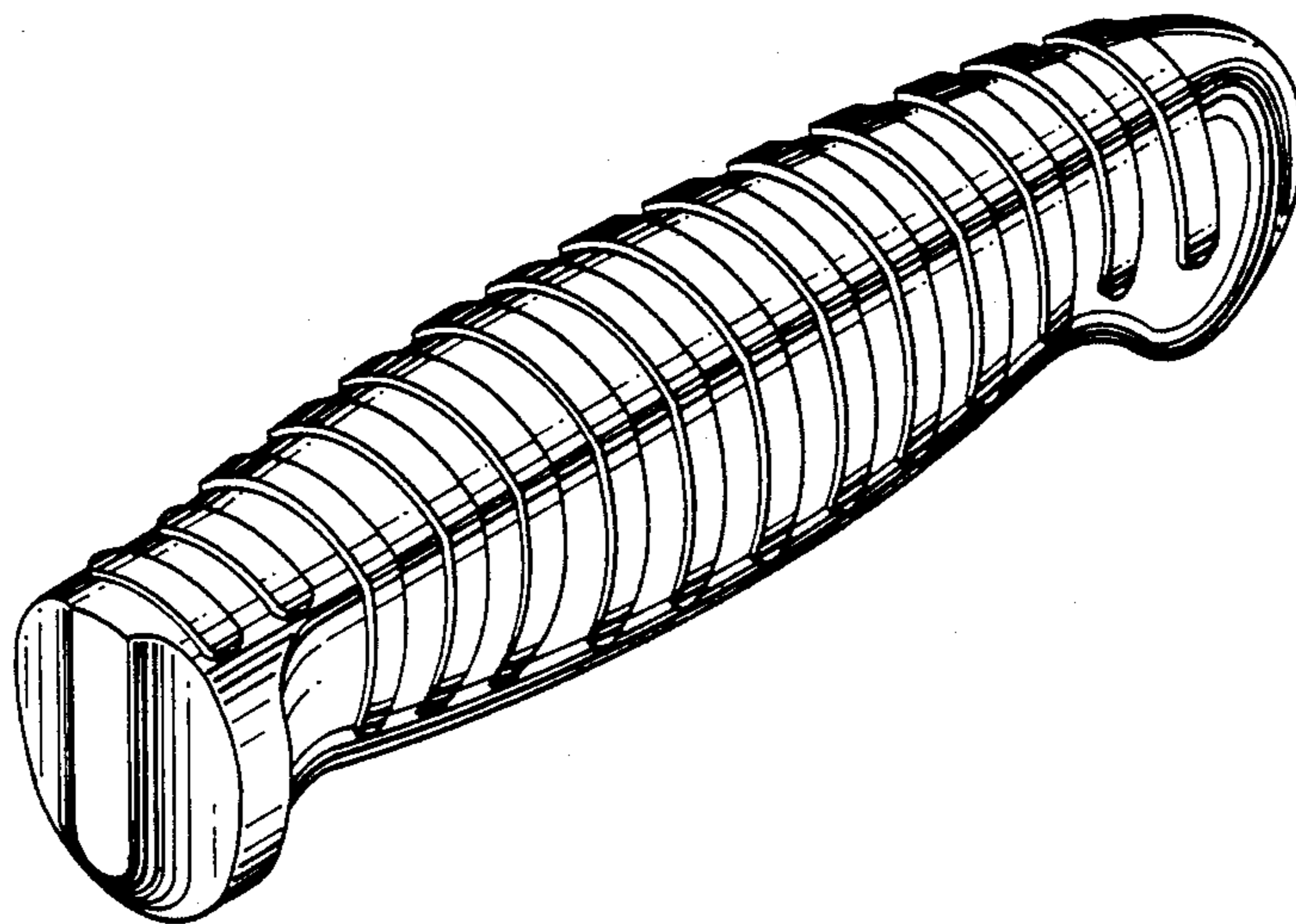


FIG. 5

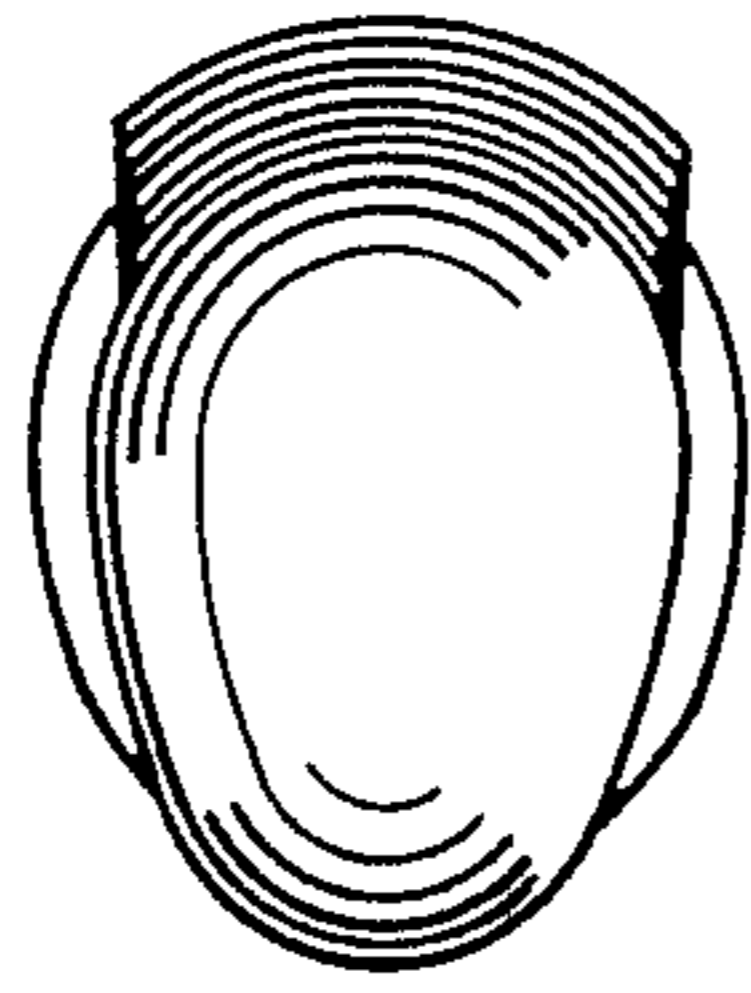


FIG. 4

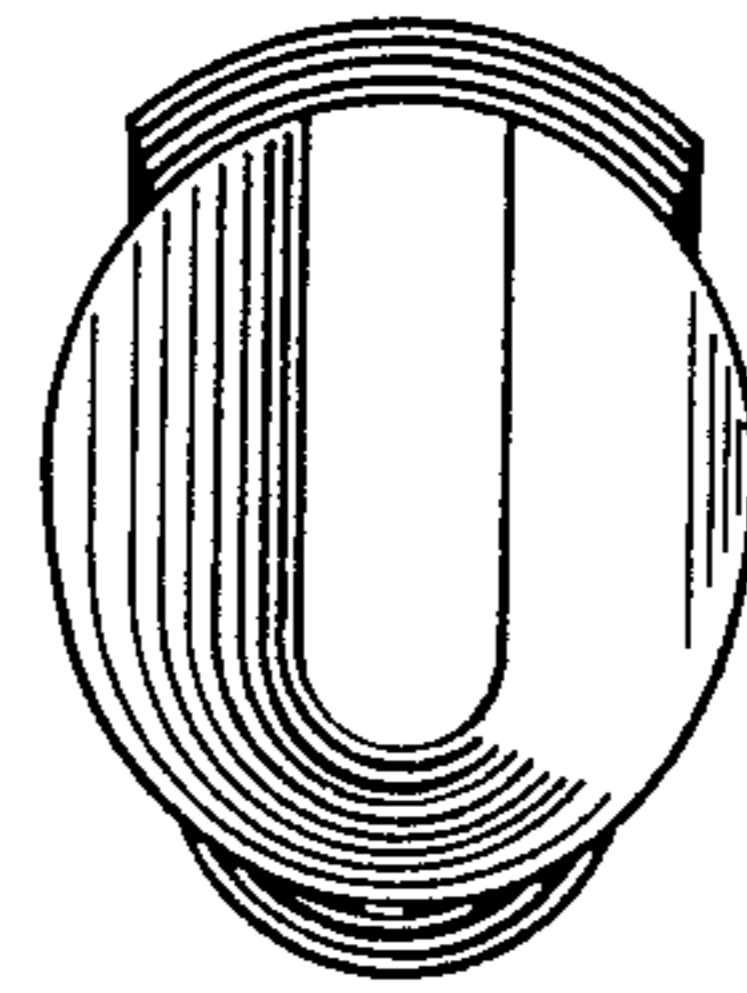


FIG. 2

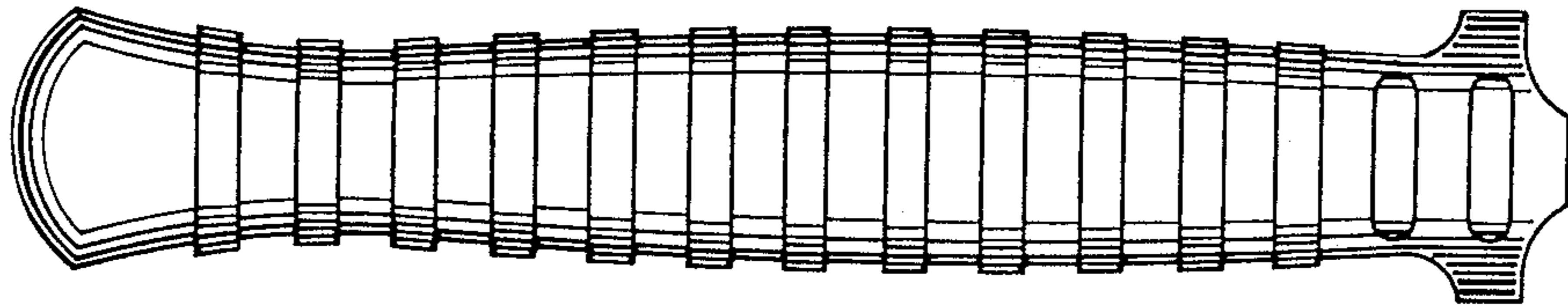


FIG. 1

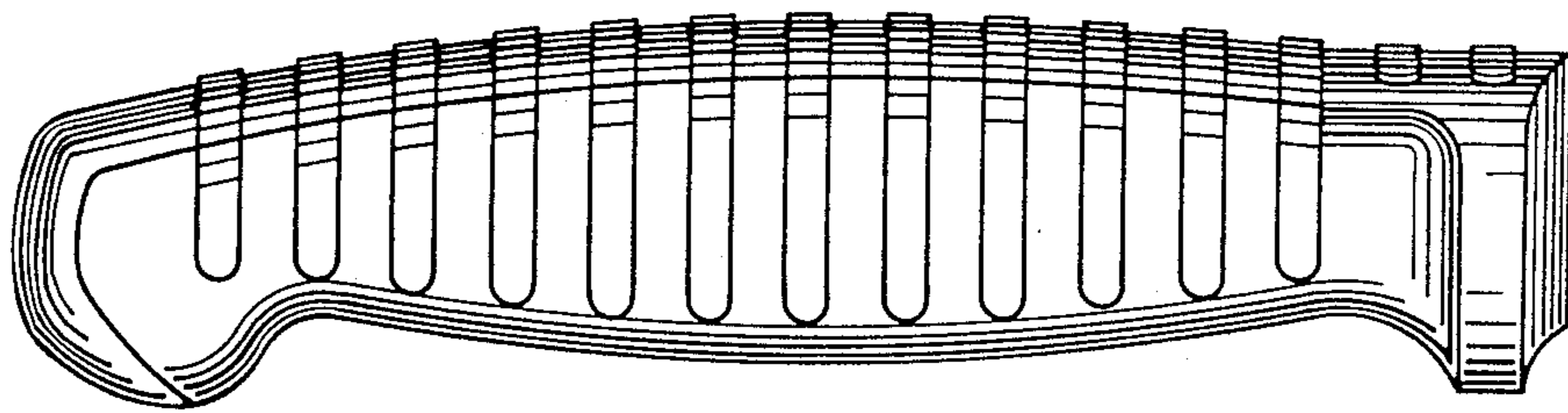


FIG. 3

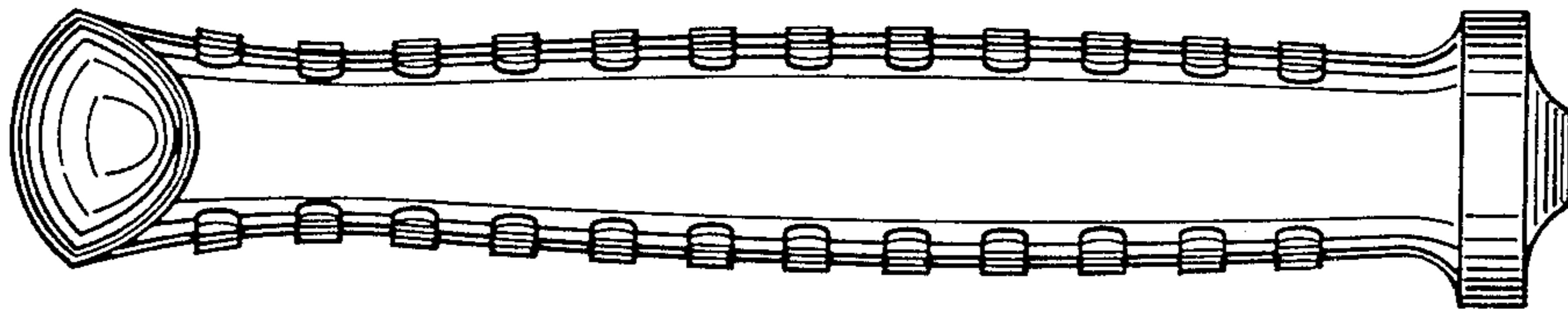


FIG. 6

