

- [54] ELECTRONIC CALCULATOR
- [75] Inventors: Hiroshi Sakaguchi; Toshiya Takahashi, both of Osaka, Japan
- [73] Assignee: Sharp Kabushiki Kaisha, Osaka, Japan
- [**] Term: 14 Years
- [21] Appl. No.: 11,230
- [22] Filed: Feb. 5, 1987
- [30] Foreign Application Priority Data
 Aug. 7, 1986 [JP] Japan 61-31220
- [52] U.S. Cl. D18/7
- [58] Field of Search D18/2, 6, 7, 11, 12;
 D10/2, 15, 30; D14/100, 106, 107; 200/5 A;
 235/61 R; 340/365, 700; 364/706-710
- [56] References Cited
 U.S. PATENT DOCUMENTS
 D. 245,108 7/1977 Pemberton D18/7

- D. 273,201 3/1984 Sakata D18/7
- D. 289,903 5/1987 Kikuchi D18/7

OTHER PUBLICATIONS



W. Bell, 1980, p. 240, Letter "O".
W. Bell, 1986, p. 287, #3.
Primary Examiner—Nelson C. Holtje
Assistant Examiner—Caron D. Veynar
Attorney, Agent, or Firm—Flehr, Hohbach, Test, Albritton & Herbert


[57] CLAIM

The ornamental design for an electronic calculator, as shown and described.


DESCRIPTION

FIG. 1 is a top plan view of the electronic calculator showing our new design;
 FIG. 2 is a bottom plan view thereof;
 FIG. 3 is a front elevational view thereof;
 FIG. 4 is a rear elevational view thereof;
 FIG. 5 is a right side elevational view thereof; and
 FIG. 6 is a left side elevational view thereof.





FIG_1




FIG_2



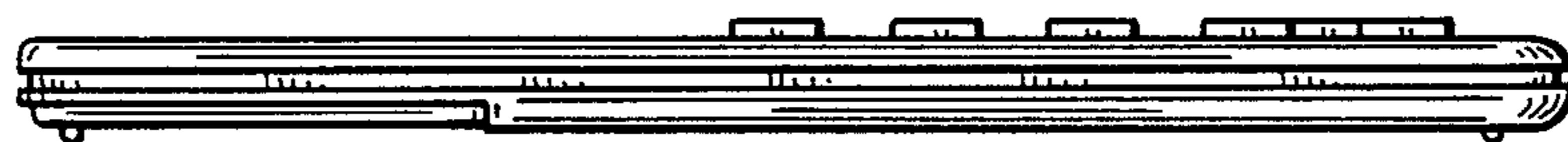
FIG_3



FIG_4



FIG_5



FIG_6