

[54] ELECTRONIC CALCULATOR

[75] Inventors: Takahisa Yubisui; Hiroshi Sakaguchi; Masaki Kawamura, all of Osaka, Japan

[73] Assignee: Sharp Kabushiki Kaishi, Osaka, Japan

[**] Term: 14 Years

[21] Appl. No.: 911,623

[22] Filed: Sep. 24, 1986

[30] Foreign Application Priority Data

Mar. 24, 1986 [JP] Japan 61-11022

[52] U.S. Cl. D18/7

[58] Field of Search D18/2, 6, 7, 11, 12; D10/2, 15, 30; D14/100, 106, 107; 200/5 A; 235/61 R; 340/365, 700; 364/706, 710

[56] References Cited

U.S. PATENT DOCUMENTS

D. 257,045 9/1980 Ikeda D18/7

D. 269,276 6/1983 Sawada D18/7

D. 279,109 6/1985 Yubisui D18/7
D. 287,024 12/1986 Satake D18/7
D. 289,903 5/1987 Kikuchi D18/7

OTHER PUBLICATIONS

Best Co., 1983/1984, p. 326, #4.
Hong Kong Enterprise, 9/1985, p. 169.



Primary Examiner—Nelson C. Holtje
Assistant Examiner—Caron D. Veynar
Attorney, Agent, or Firm—Flehr, Hohbach, Test, Albritton & Herbert


[57] CLAIM

The ornamental design for an electronic calculator, as shown and described.


DESCRIPTION

FIG. 1 is a top plan view of the electronic calculator showing our new design;
FIG. 2 is a bottom plan view thereof;
FIG. 3 is a front elevational view thereof;
FIG. 4 is a rear elevational view thereof; and
FIG. 5 is a right side elevational view thereof, the left side elevational view being a mirror image thereof.







FIG_1



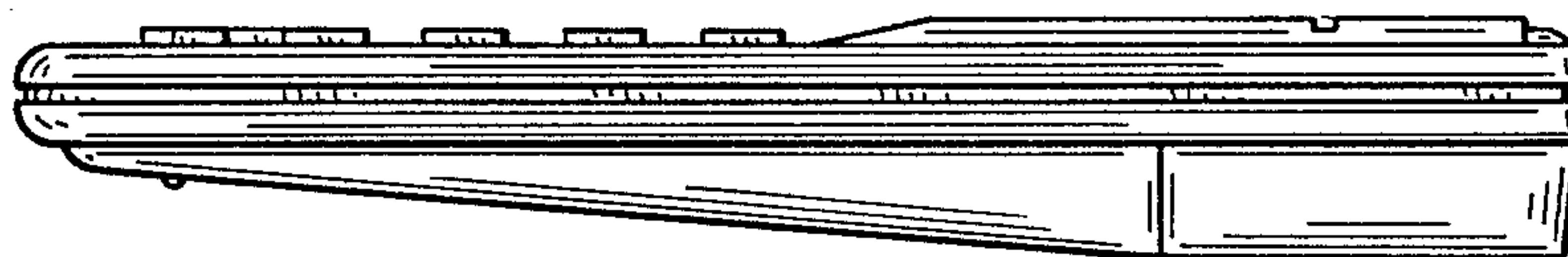
FIG_2



FIG_3



FIG_4



FIG_5