

[54] COMBINED HAND HELD KEYBOARD AND DISPLAY TERMINAL AND OPTICAL SCANNING HEAD

Primary Examiner—Susan J. Lucas
Assistant Examiner—Freda S. Nunn
Attorney, Agent, or Firm—Haight & Hofeldt

[75] Inventors: Rajendra Kumar, Akron; Kim R. Lewis, Stow, both of Ohio

[57] CLAIM

The ornamental design for a combined hand held keyboard and display terminal and optical scanning head, as shown and described.

[73] Assignee: Telxon Corporation, Akron, Ohio

[**] Term: 14 Years

DESCRIPTION

[21] Appl. No.: 914,741

FIG. 1 is a top front, right side, perspective view of a combined hand held keyboard and display terminal and optical scanning head showing our new design;

[22] Filed: Oct. 1, 1986

[52] U.S. Cl. D14/116

FIG. 2 is a front elevational view thereof on an enlarged scale;

[58] Field of Search D14/100-117;
D18/1, 2, 6, 7, 11, 12; 340/700, 711; 364/708, 709, 705, 706, 710, 705.06; 235/61 R, 61 A, 62 A, 62 B, 145 R, 146, 470, 472; 200/5 A; 341/22, 23; 312/208, 212, 196, 241, 244, 237, 117; 150/52 R; 190/109; 206/526, 726

FIG. 3 is a top plan view thereof on an enlarged scale; FIG. 4 is a right side elevational view thereof on an enlarged scale;

[56] References Cited

U.S. PATENT DOCUMENTS

D. 248,946	8/1978	Koenig	D14/116
D. 258,956	4/1981	Chadima, Jr.	D14/100
D. 283,711	5/1986	Deura et al.	D18/7 X
3,685,723	8/1972	Berler	235/472
4,621,189	11/1986	Kumar et al.	235/472
4,684,793	8/1987	Kamhuber	235/472 X

FIG. 5 is a rear elevational view thereof on an enlarged scale;

FIG. 6 is a left side elevational view thereof on an enlarged scale;

FIG. 7 is a bottom plan view thereof on an enlarged scale;

FIG. 8 is a top front, left side, perspective view of the design with the detachable scanning head repositioned to face left;

FIG. 9 is a rear elevational view thereof on an enlarged scale.

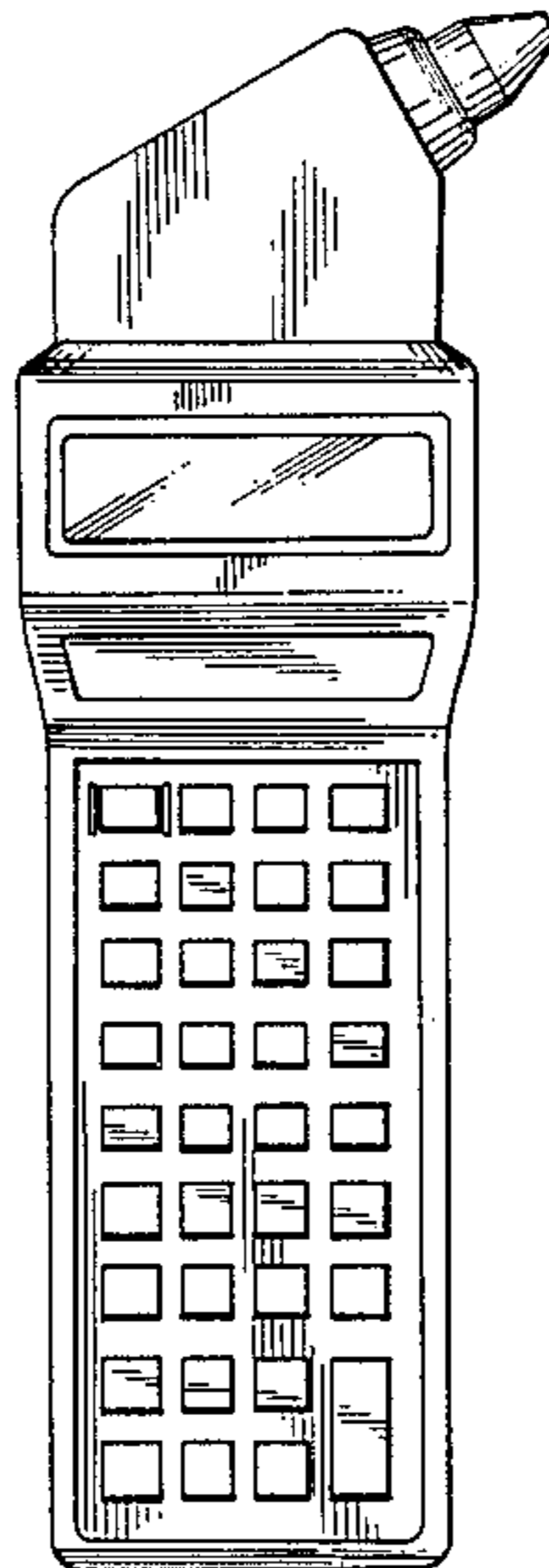


FIG. 1




FIG. 2

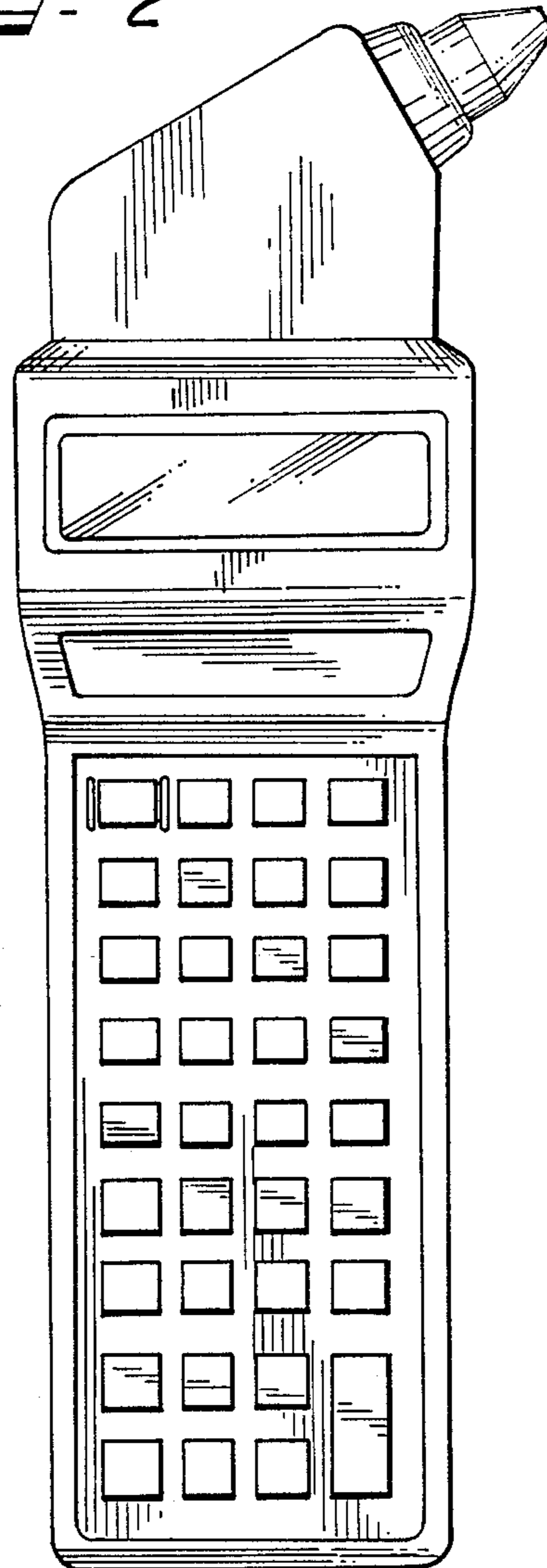


FIG. 3




FIG-4

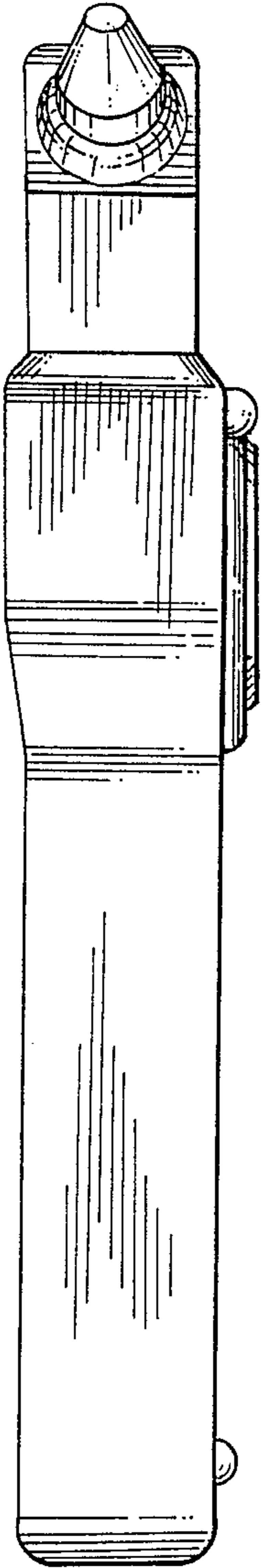


FIG-5

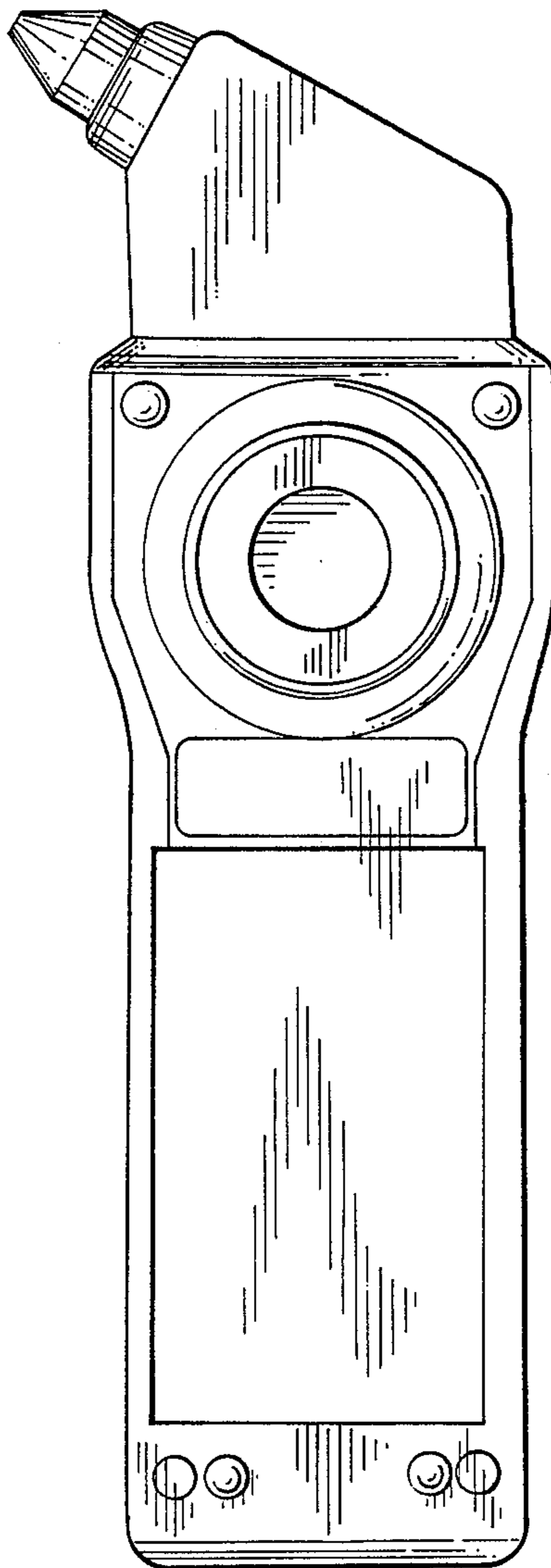


FIG-6

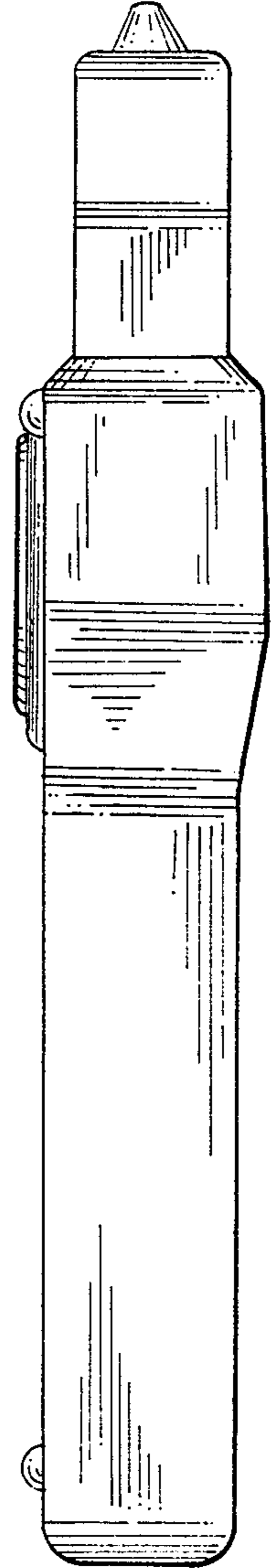


FIG-7

