

# United States Patent [19]

Demarest

[11] Patent Number: **Des. 303,631**

[45] Date of Patent: **\*\* Sep. 26, 1989**

[54] **CONTAINER AND CAP**

[75] Inventor: **Scott W. Demarest**, Racine County, Wis.

[73] Assignee: **S. C. Johnson & Son, Inc.**, Racine, Wis.

[\*\*] Term: **14 Years**

[21] Appl. No.: **915,347**

[22] Filed: **Oct. 3, 1986**

[52] U.S. Cl. .... **9/377; D28/7**

[58] Field of Search ..... **D9/337, 443, 403, 377, D9/399, 404, 390; D28/7, 351-353, 443, 403, 499; 206/37; 132/320; 215/1 R, 1 C**

[56] **References Cited**

**U.S. PATENT DOCUMENTS**

D. 255,654 7/1981 Goss ..... D9/399

D. 262,437 12/1981 Gutkowski ..... D9/404  
D. 271,049 10/1983 Ducret ..... D28/7  
D. 292,672 11/1987 Duell ..... D28/7  
1,868,200 1/1931 Freedman ..... 132/320

*Primary Examiner*—Bernard Ansher

*Assistant Examiner*—C. Tuttle

[57] **CLAIM**

The ornamental design for container and cap, as shown and described.

**DESCRIPTION**

FIG. 1 is a perspective view of the container and cap; FIG. 2 is a front elevational view of the container and cap, of which the rear is a mirror image; FIG. 3 is a right side elevational view of the container and cap, of which the left side is a mirror image; FIG. 4 is a top plan view of the container and cap; and FIG. 5 is a bottom plan view of the container and cap.





FIG. 1




FIG. 2




FIG. 3




FIG. 4

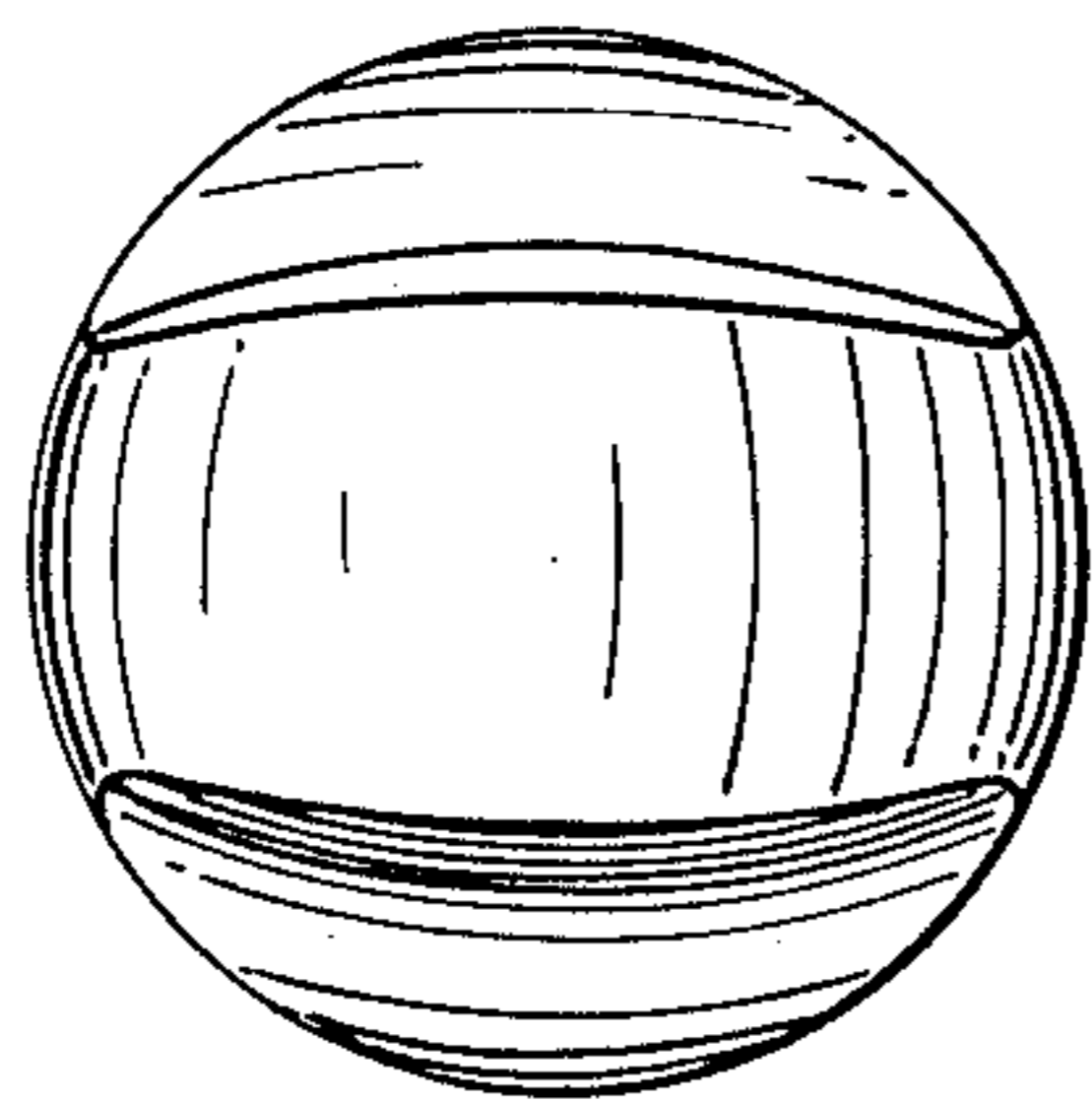


FIG. 5

