

[54] **SECURITY BAR**
[76] **Inventor: Stanley W. Pearson, 1601 Cambridge Dr., Kinston, N.C. 28501**
[**] **Term: 14 Years**
[21] **Appl. No.: 922,092**
[22] **Filed: Oct. 22, 1986**
[52] **U.S. Cl. D8/330**
[58] **Field of Search D8/330-331, D8/336, 342, 344; 292/259 R**

4,078,836 3/1978 Wilson 292/259 R
4,294,088 10/1981 Barr 70/56
4,491,354 1/1985 Williams 292/259 R X
4,570,985 2/1986 Waldo et al. 292/262
4,667,992 5/1987 Roden, Jr. 292/259 R

Primary Examiner—Wallace R. Burke
Assistant Examiner—Brian N. Vinson

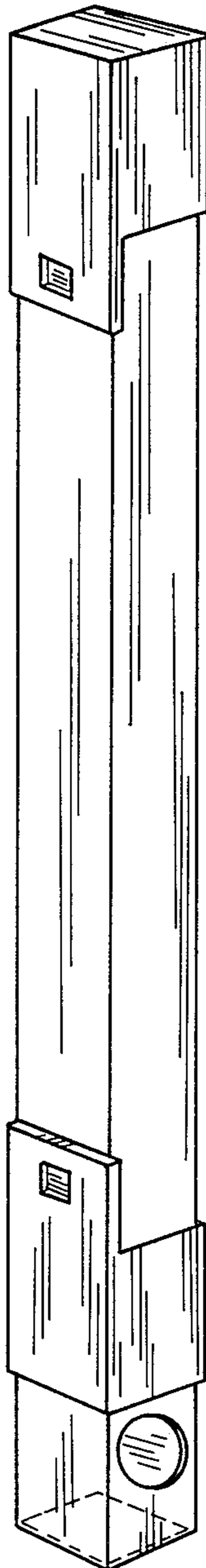
[57] **CLAIM**

The ornamental design for a security bar, as shown and described.

DESCRIPTION

FIG. 1 is a top, rear and end perspective view thereof, the bottom being a mirror image;
FIG. 2 is a rear elevational view thereof;
FIG. 3 is a front elevational view thereof;
FIG. 4 is an end elevational view thereof; and
FIG. 5 is an opposite end elevational view thereof.

[56] **References Cited**
U.S. PATENT DOCUMENTS
D. 254,120 2/1980 Lang D8/331
D. 275,550 9/1984 Johnson et al. D8/331
3,819,216 6/1974 Richardson 292/259
3,821,884 7/1974 Walsh 292/259 X



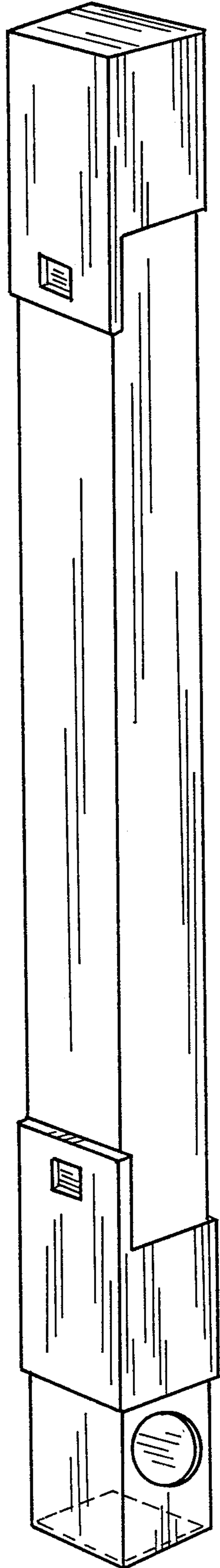


FIG. 1




FIG. 4




FIG. 5

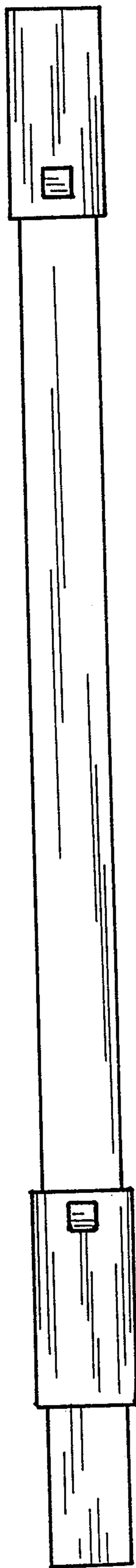


FIG. 2




FIG. 3