

[54] **FLUSH MOUNTED LATCH ASSEMBLY**

[75] **Inventors:** Richard H. Russell, Farmington;
David W. Kaiser, North Haven;
Richard M. O'Grady, Southington,
all of Conn.

[73] **Assignee:** The Eastern Company, Cleveland,
Ohio

[*] **Notice:** The portion of the term of this patent
subsequent to Sep. 26, 2003 has been
disclaimed.

[**] **Term:** 14 Years

[21] **Appl. No.:** 72,283

[22] **Filed:** Jul. 10, 1987

[52] **U.S. Cl.** D8/313; D8/302;
D8/331

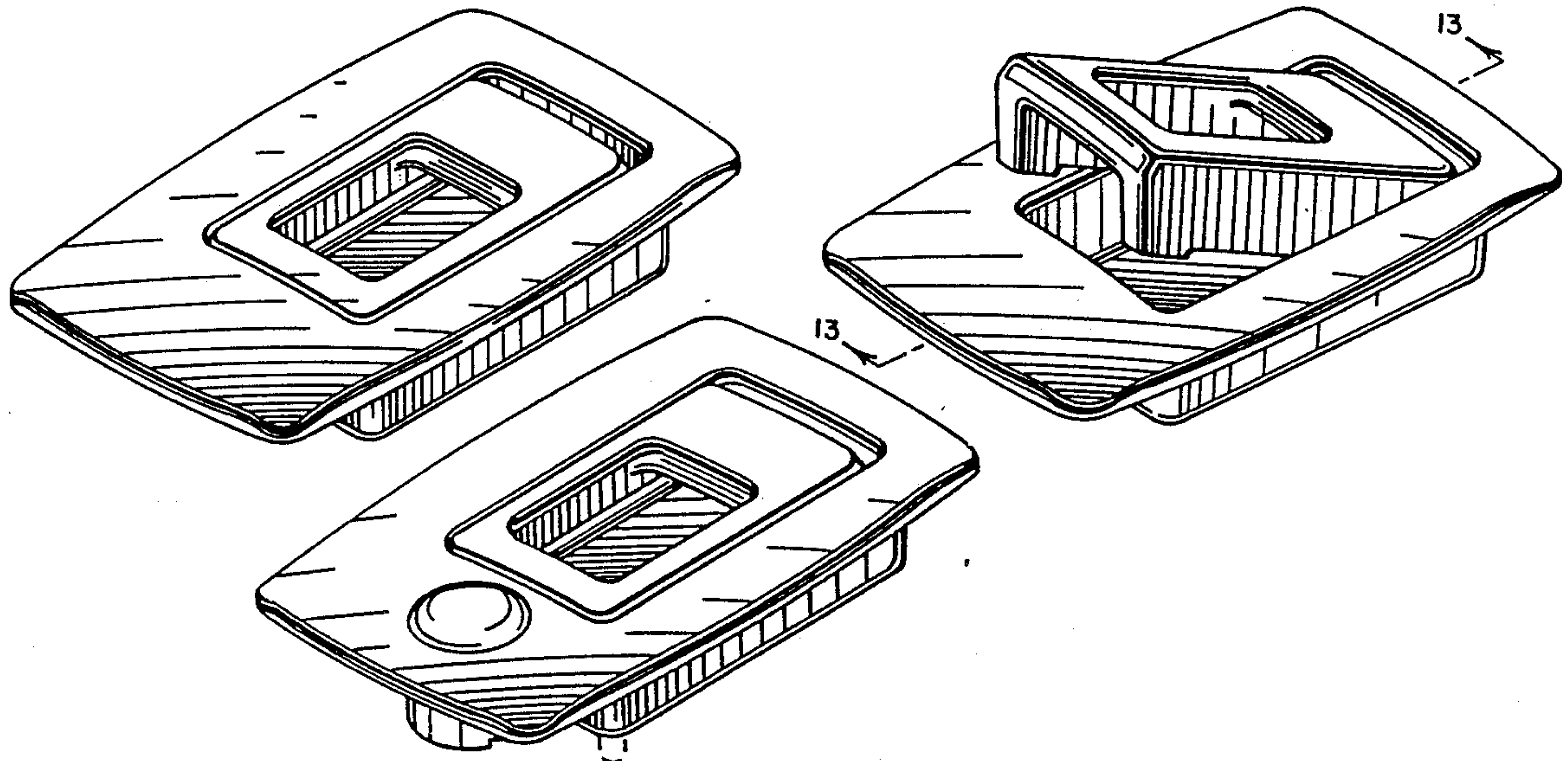
[58] **Field of Search** D8/300, 302, 306-308,
D8/313, 322, 330-331, 336, 338, 346, 350, 353;
70/57, 63, 78, 84

[56] **References Cited**

U.S. PATENT DOCUMENTS

D. 192,787	5/1962	Dyer	D8/313
D. 196,424	10/1963	Are	D10/8
D. 210,152	2/1968	Pastva	D50/5
D. 210,153	2/1968	Pastva	D50/5
D. 218,672	9/1970	Lauper	D8/109
D. 219,095	11/1970	Allen, Jr.	D8/306
D. 230,132	1/1974	Pastva	D8/109
D. 230,945	3/1974	Beckman	D8/341
D. 265,965	8/1982	Davis et al.	D8/302
D. 270,328	8/1983	Davis et al.	D8/302
D. 271,562	11/1983	Weinerman	D8/338
D. 292,482	10/1987	Weinerman et al.	D8/302
2,317,700	4/1943	Thompson	292/254
2,387,187	10/1945	Smith	70/97
2,594,940	4/1952	Levine	70/66
2,637,585	5/1953	Troche et al.	292/336.3
2,642,300	6/1953	Pelcin	292/173
2,649,322	8/1953	Mack	292/173
2,668,076	2/1954	Troche et al.	292/336.3
2,721,751	10/1955	Holritz	292/169
2,735,706	2/1956	Pelcin	292/34
2,746,784	3/1956	Holritz	292/175
2,763,503	9/1956	Tasch et al.	292/173
2,784,993	3/1957	Collar	292/223

2,840,407	6/1958	Sellon, Jr.	292/169
2,871,048	1/1959	Balogh	292/173
2,900,204	8/1959	Pelcin	292/173
2,916,905	12/1959	Podlesak	70/150
2,987,908	6/1961	Pelcin	70/146
3,044,287	7/1962	Pelcin	70/99
3,044,814	7/1962	Pelcin	292/126
3,055,204	9/1962	Pelcin	70/153
3,081,617	3/1963	McKay	70/153
3,209,563	10/1965	Pelcin	70/146
3,209,564	10/1965	Pelcin	70/148
3,338,610	8/1967	Pelcin et al.	292/126
3,357,734	12/1967	Pastva, Jr.	292/165
3,371,511	3/1968	Atkinson	70/71
3,389,932	6/1968	Pastva, Jr.	292/173
3,449,005	6/1969	Pastva, Jr.	292/173
3,495,862	2/1970	McClintock	292/173
3,576,118	4/1971	Doerrfeld	70/146
3,668,907	6/1972	Pastva, Jr.	70/153
3,707,862	1/1973	Pastva, Jr.	70/150
3,743,336	7/1973	Andrews	292/173
3,758,140	9/1973	Prete, Jr.	292/223
3,782,141	1/1974	Doerrfeld	70/146
3,795,416	3/1974	Hehl et al.	292/336.3
3,841,674	10/1974	Bisbing et al.	292/175
3,850,464	11/1974	Bisbing et al.	292/175
3,857,594	12/1974	Pastva, Jr.	292/27
3,871,187	3/1975	Miller	70/146
4,038,718	8/1977	Reilhac et al.	16/110
4,116,027	9/1978	Tannery	70/472
4,131,002	12/1978	Gianelo	70/84
4,134,281	1/1979	Pelcin	70/208
4,138,869	2/1979	Pelcin	70/151
4,170,119	10/1979	Kalis, Jr.	70/221
4,177,656	12/1979	Davis	70/84
4,231,597	11/1980	Pelcin	292/164
4,309,884	1/1982	Davis	70/472
4,312,202	1/1982	Pastva, Jr. et al.	70/472
4,312,203	1/1982	Davis	70/472
4,312,204	1/1982	Davis	70/472
4,312,205	1/1982	Reed et al.	70/472
4,320,642	3/1982	Pastva, Jr.	70/472
4,321,812	3/1982	Pelcin	70/472
4,335,595	6/1982	Swan et al.	70/149
4,370,874	2/1983	Munn	70/204
4,413,849	11/1983	Davis et al.	292/229
4,420,954	12/1983	Hieronimi et al.	70/150
4,438,964	3/1984	Peters	292/216
4,465,328	8/1984	Tihanyi et al.	312/215
4,492,394	1/1985	Dignan	292/64
4,578,968	4/1986	Messier, Jr.	70/208



4,671,547	6/1987	Weinerman et al.	292/197
4,679,835	7/1987	Weinerman et al.	292/197
4,683,736	8/1987	Weinerman et al.	70/208
4,706,478	11/1987	Swan et al.	70/208

OTHER PUBLICATIONS

Sweets Catalogue File (1981), Section 8.1-AM, p. 12, Amarlite Door Mid-Panel Latch.

Eberhard Catalogue No. 103, ©1985, Section 1, p. 102, Latch, top left corner of page.

Eberhard Catalogue No. 103, ©1985, Section 1, p. 102, Latch, lower left corner of page.

Eberhard Catalogue No. 103, ©1985, Section 1, p. 28, Single-Point Squeeze Latch.

Southco Inc., *Southco Fasteners Handbook*, 37, Concordville, PA 19331, date unknown.

Eberhard Manufacturing Co., *Handbook of Latches, Locks, Hinges, Handles, and Related Hardware*, No. 103, Cleveland, OH 44136, 1985.

Adams Rite Manufacturing Co., *Hardware for Glass Doors That Swing or Slide*, City of Industry, CA 91749, Jan. 1988.

Primary Examiner—Wallace R. Burke

Assistant Examiner—Brian N. Vinson

Attorney, Agent, or Firm—David A. Burge

[57]

CLAIM

The ornamental design for a flush mounted latch assembly, as shown and described.

DESCRIPTION

FIG. 1 is a front perspective view of a flush mounted latch assembly showing our new design;

FIG. 2 is a front elevational view thereof;

FIG. 3 is a rear elevational view thereof;

FIG. 4 is a bottom plan view thereof;

FIG. 5 is a top plan view thereof;

FIG. 6 is a right side elevational view thereof;

FIG. 7 is a left side elevational view thereof;

FIG. 8 is a vertical cross-sectional view thereof, taken along line 8—8 of FIG. 2;

FIG. 9 is a vertical cross-sectional view thereof, taken along line 9—9 of FIG. 2;

FIG. 10 is a rear perspective view thereof;

FIG. 11 is a rear, fragmentary perspective view thereof, with portions omitted for clarity of illustration;

FIG. 12 is a front perspective view thereof, with the handle shown moved to an operating position;

FIG. 13 is a vertical cross-sectional view thereof taken along line 13—13 of FIG. 12, with the handle shown moved to an operating position;

FIG. 14 is a top perspective view of a second embodiment thereof;

FIG. 15 is a front elevational view of the embodiment of FIG. 14;

FIG. 16 is a rear elevational view of the embodiment of FIG. 14;

FIG. 17 is a bottom plan view of the embodiment of FIG. 14;

FIG. 18 is a top plan view of the embodiment of FIG. 14;

FIG. 19 is a right side elevational view of the embodiment of FIG. 14;

FIG. 20 is a left side elevational view of the embodiment of FIG. 14;

FIG. 21 is a front elevational view of a third embodiment thereof, the only difference from the embodiment of FIG. 14 residing in the inclusion of a hex tool receiving aperture in the operator element;

FIG. 22 is a front elevational view of a fourth embodiment thereof, the only difference from the embodiment of FIG. 14 residing in the inclusion of a screwdriver blade receiving aperture in the operator element; and,

FIG. 23 is a front elevational view of a fifth embodiment thereof, the only difference from the embodiment of FIG. 14 residing in the inclusion of a key receiving aperture in the operator element.

The broken line showing in FIGS. 14 and 16-20 of mounting elements that extend rearwardly from the housing is for illustrative purposes only and forms no part of the claimed design.

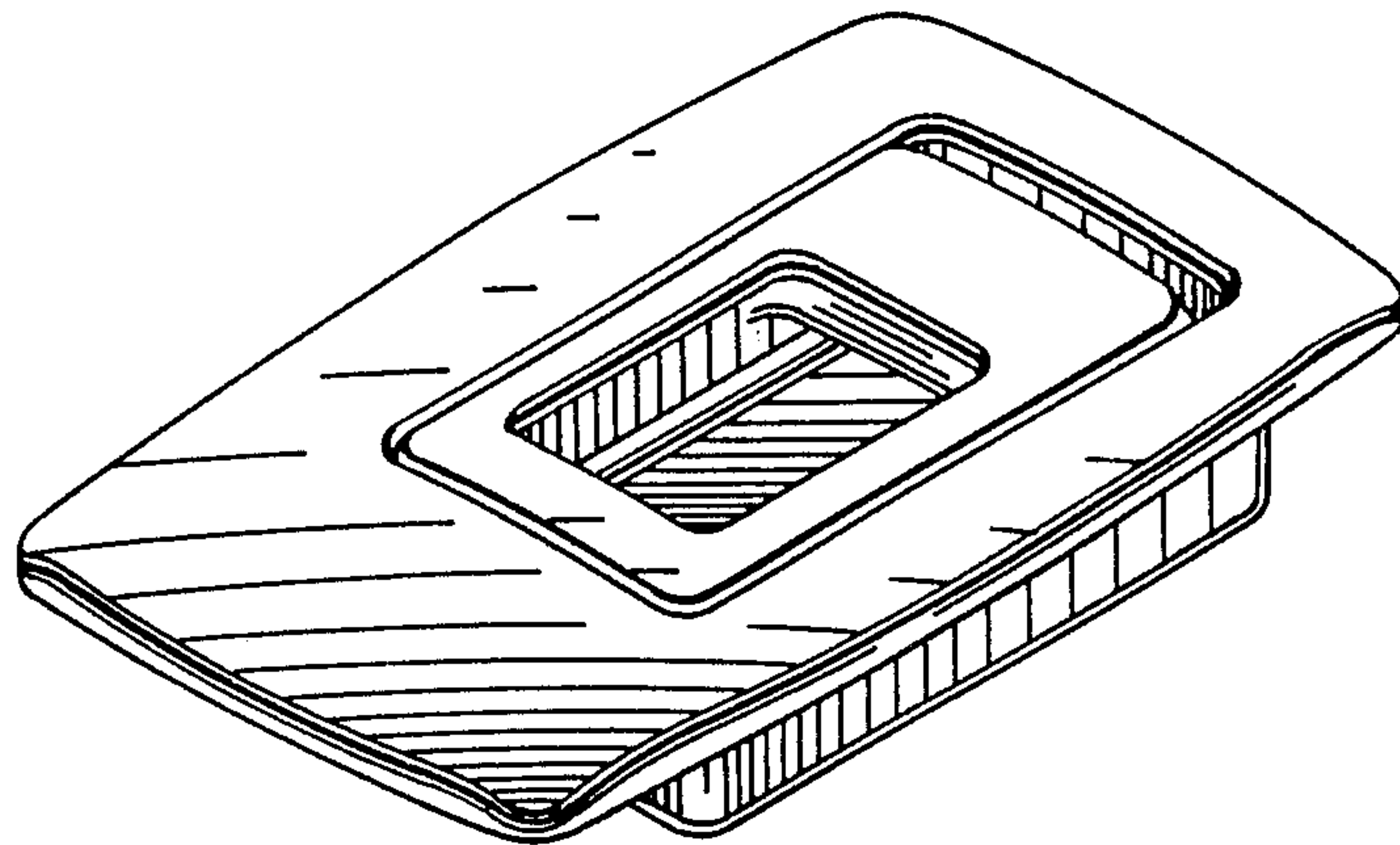


FIG. 1

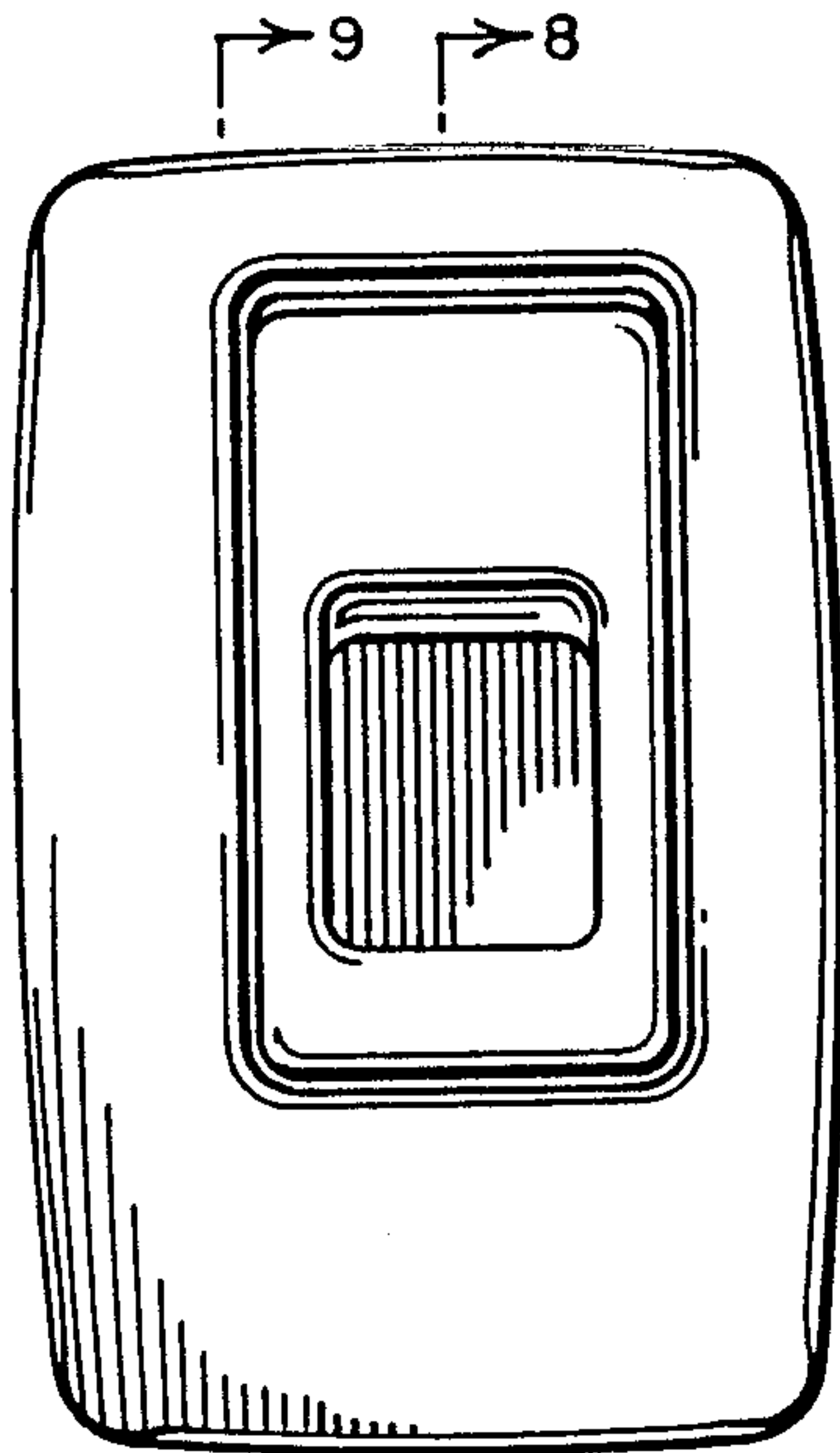


FIG. 2

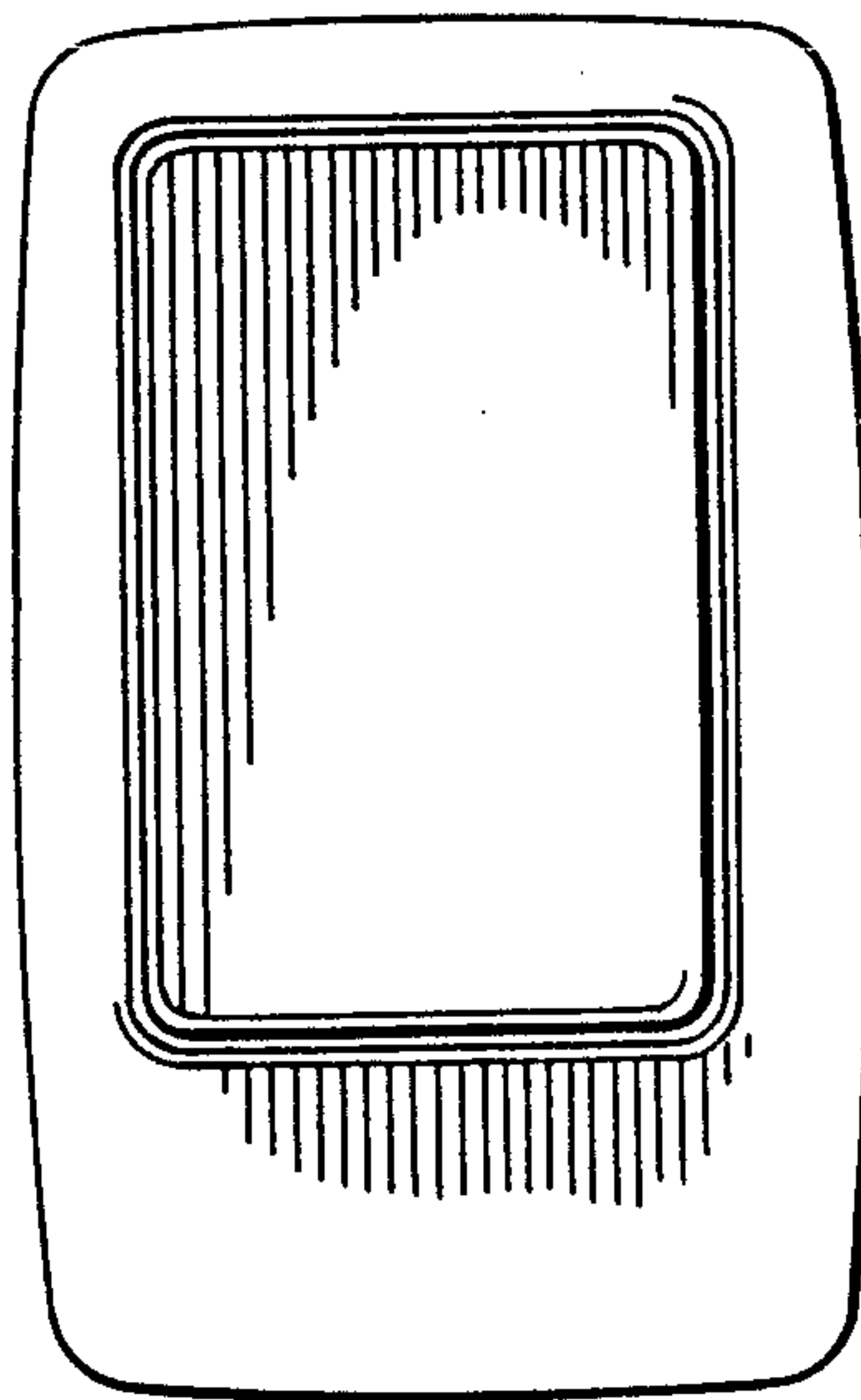


FIG. 3




FIG. 4

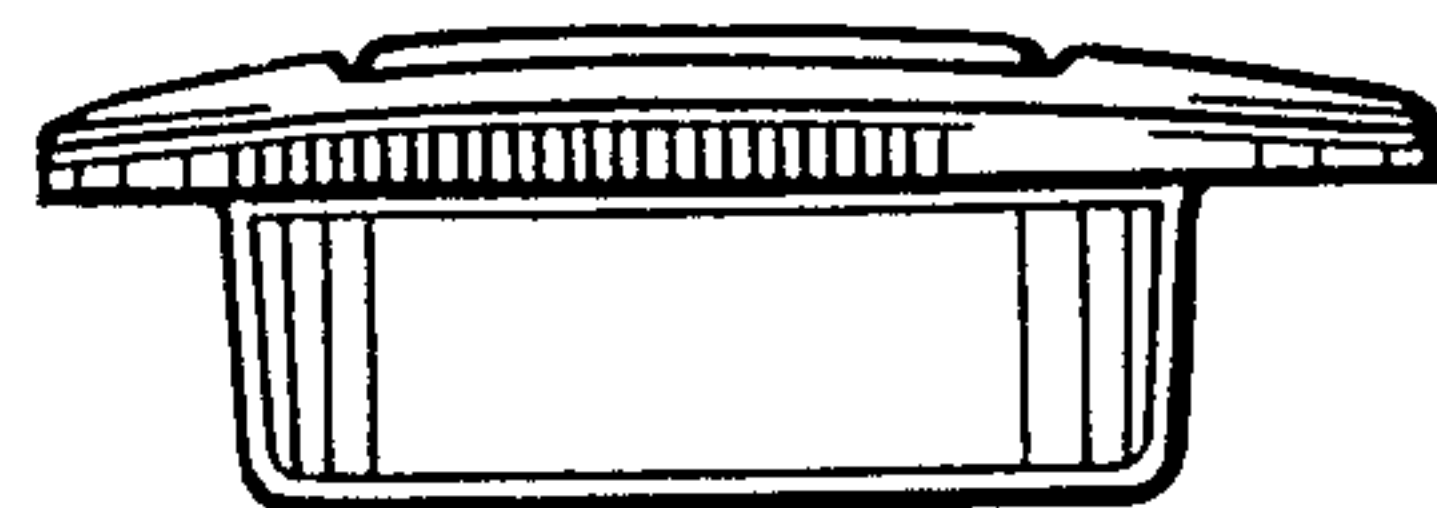


FIG. 5




FIG. 6



FIG. 7



FIG. 8



FIG. 9

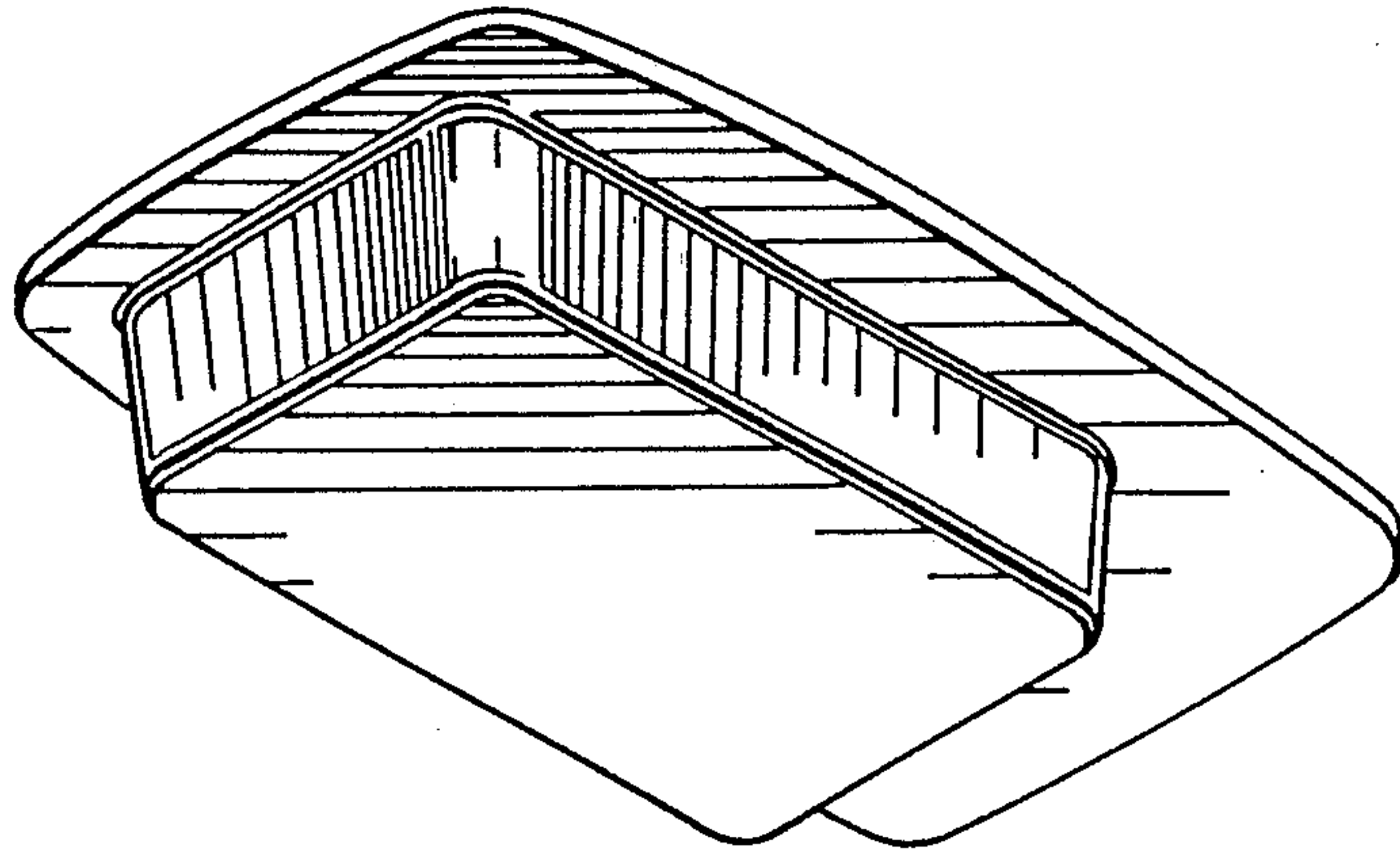


FIG. 10

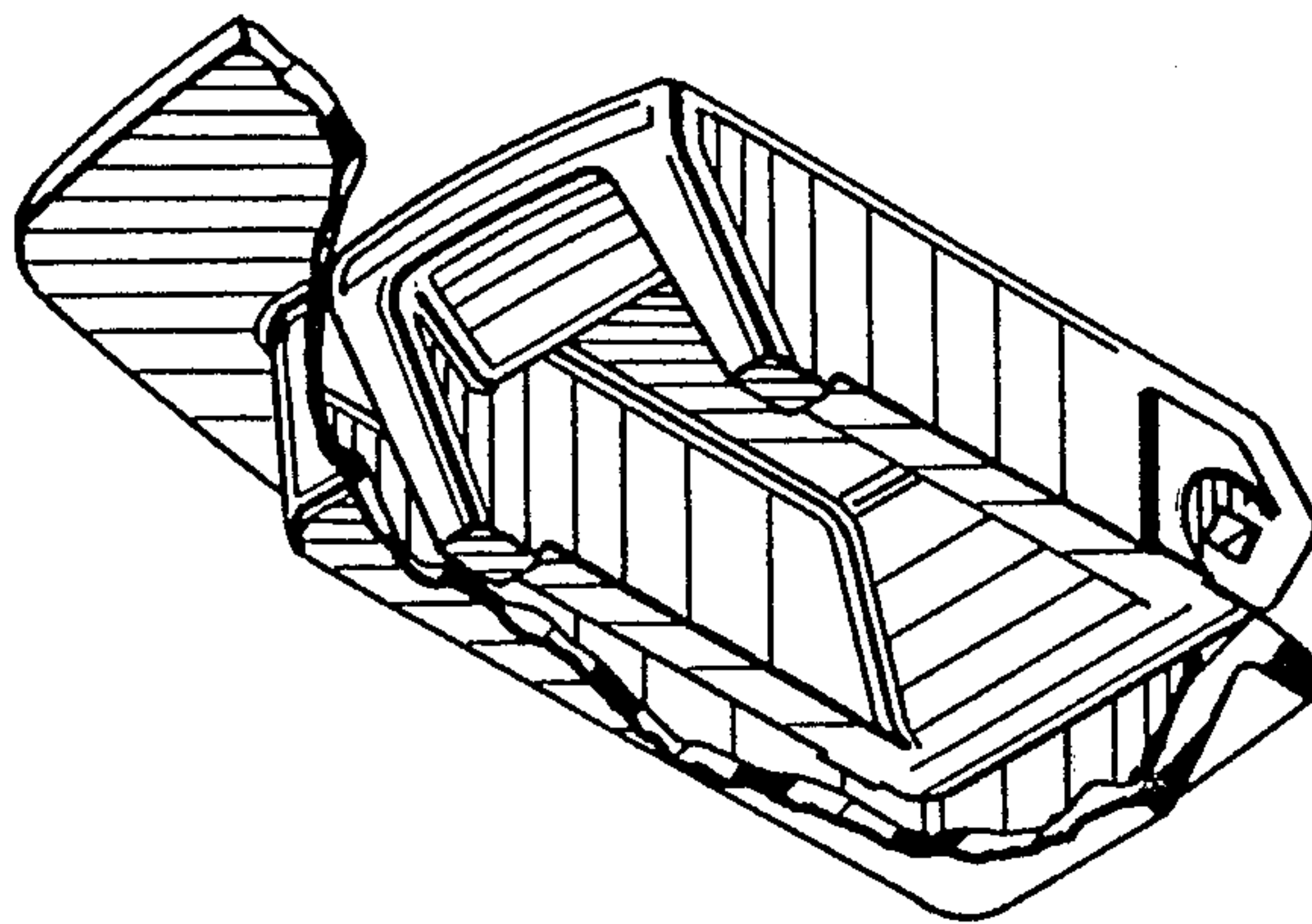


FIG. 11

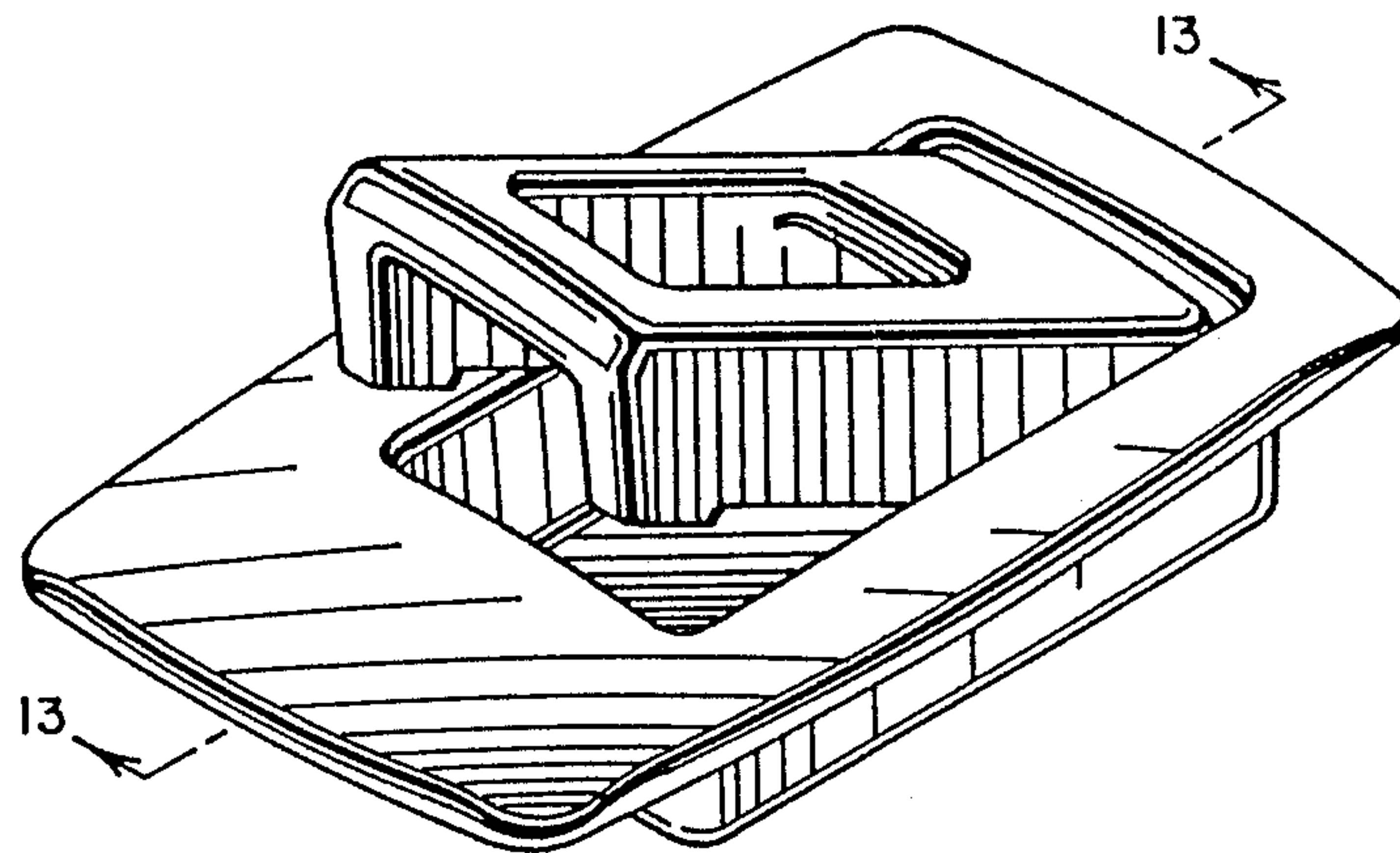


FIG. 12




FIG. 13

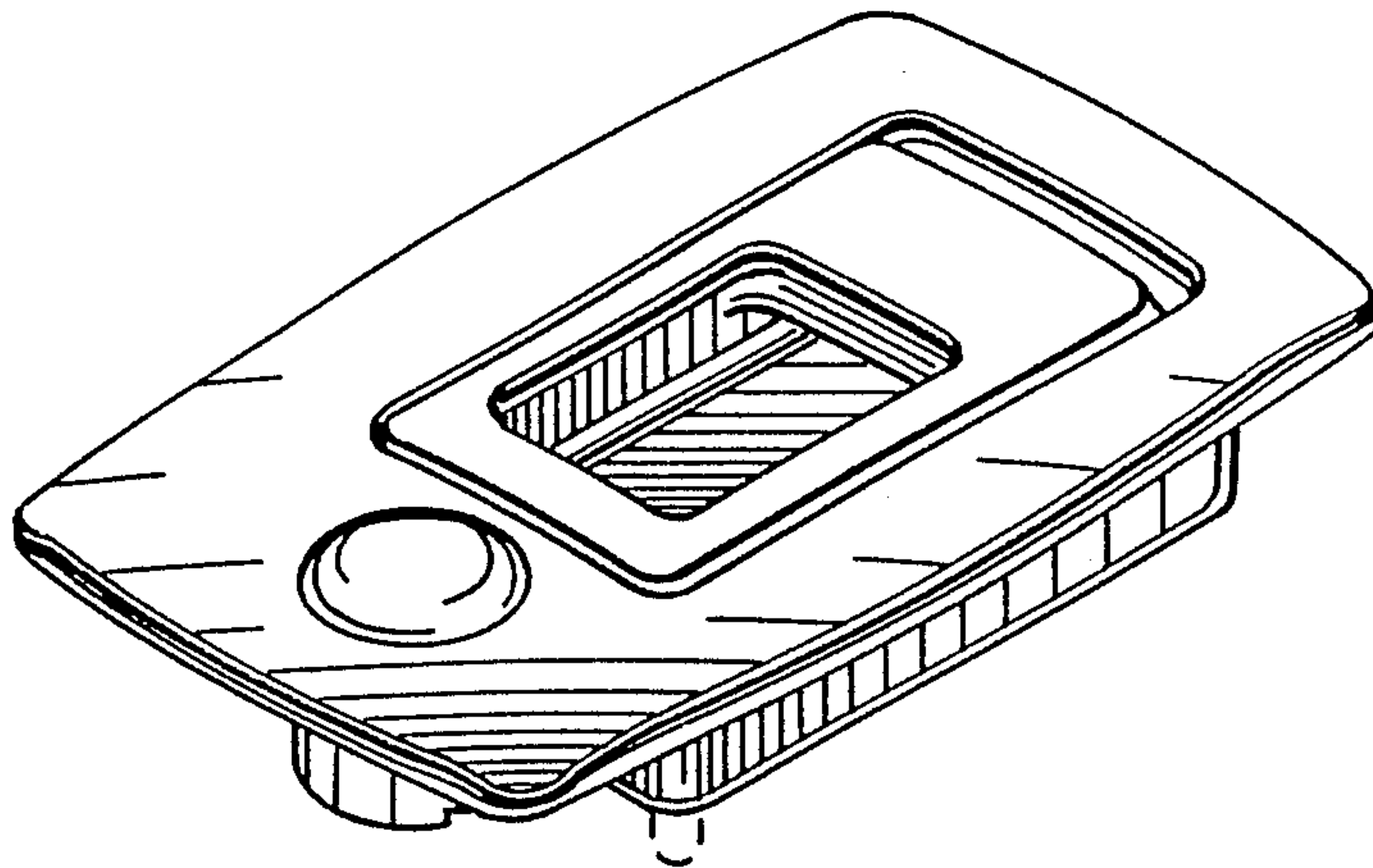


FIG. 14

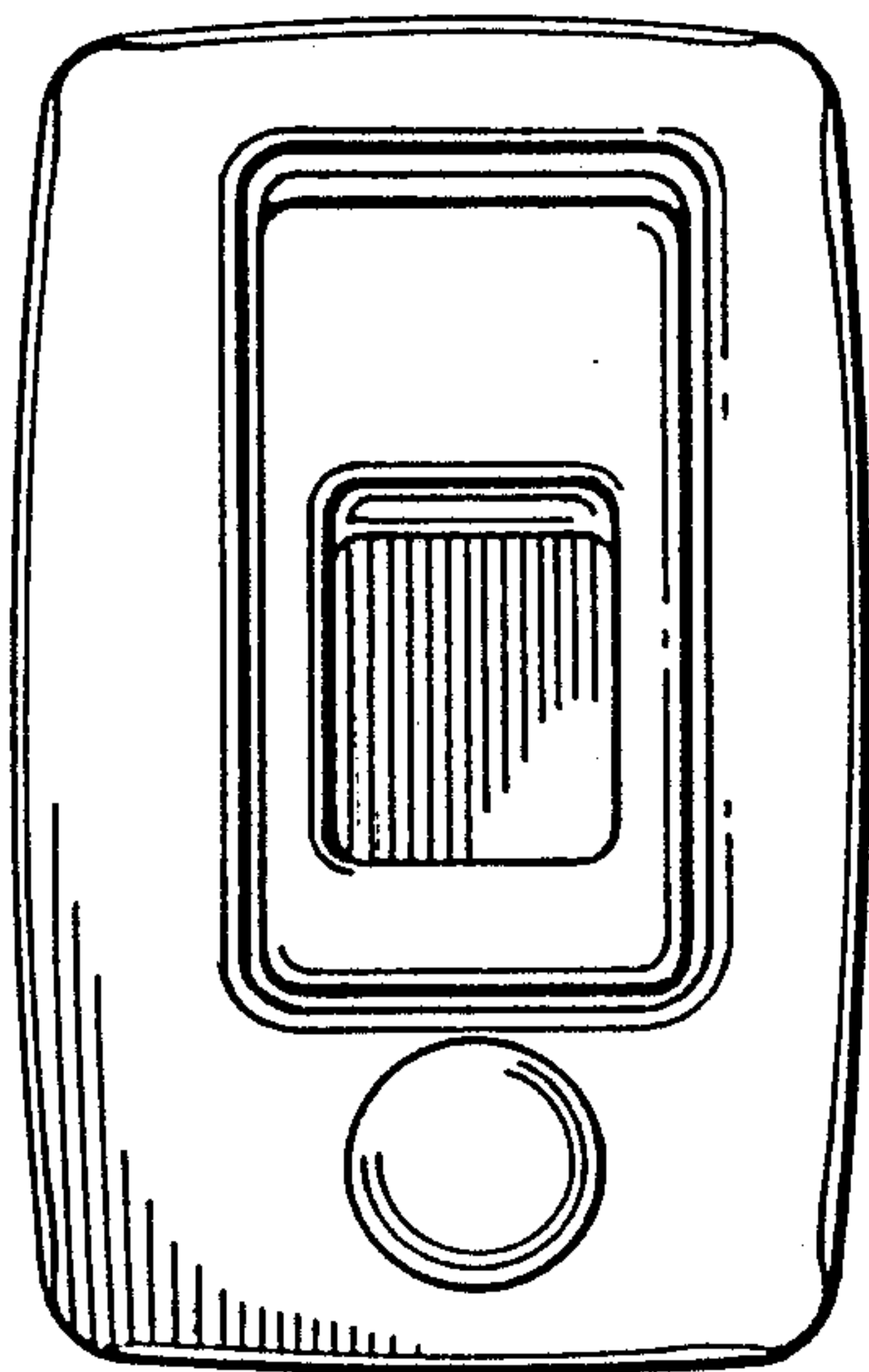


FIG. 15

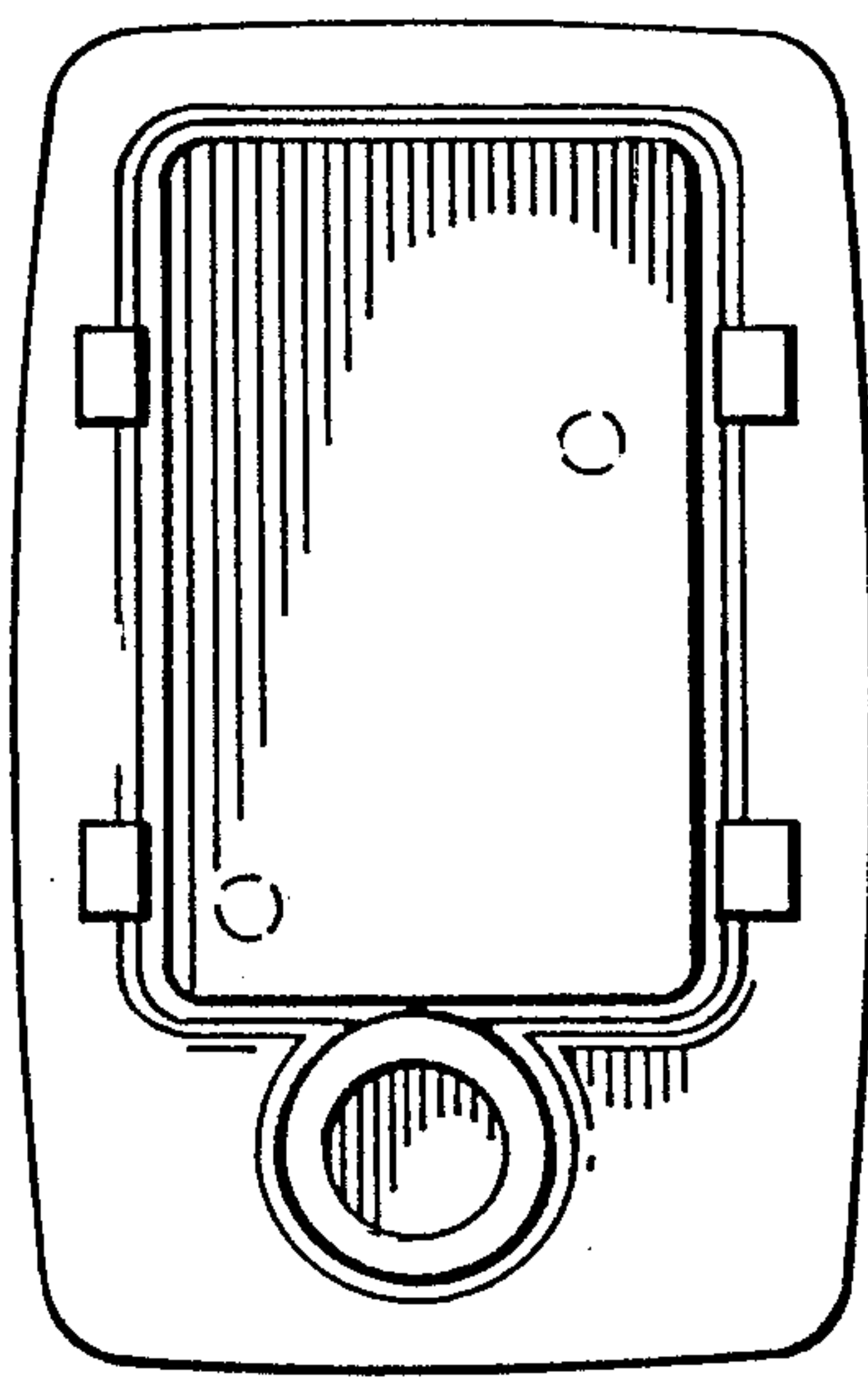


FIG. 16




FIG. 17




FIG. 18

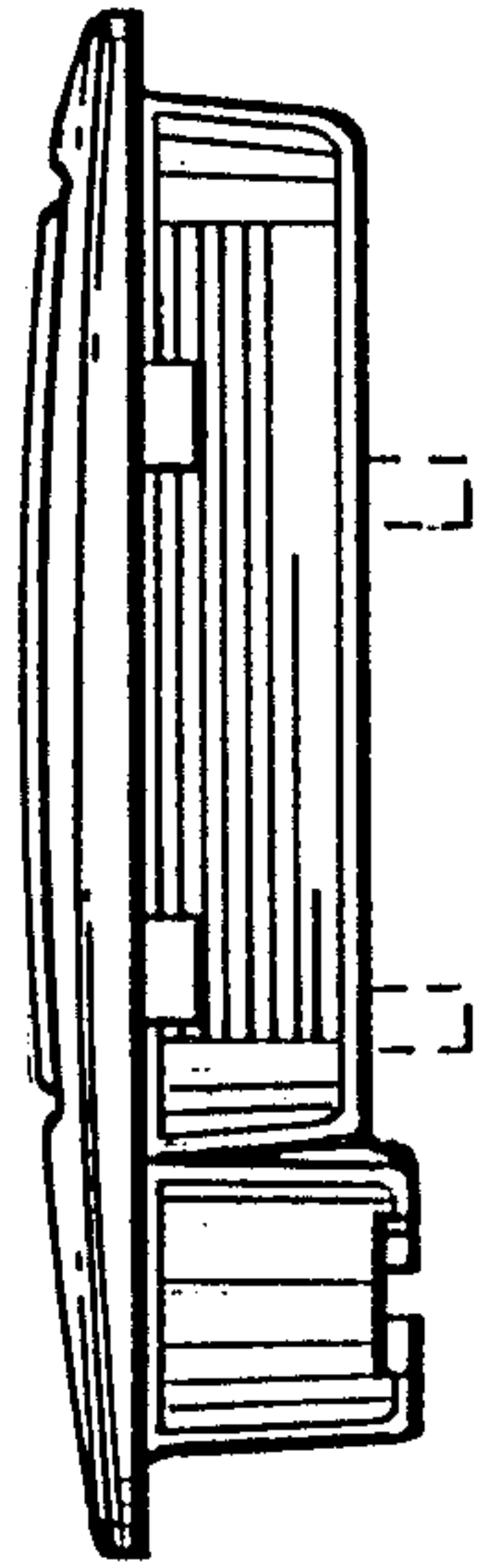


FIG. 19

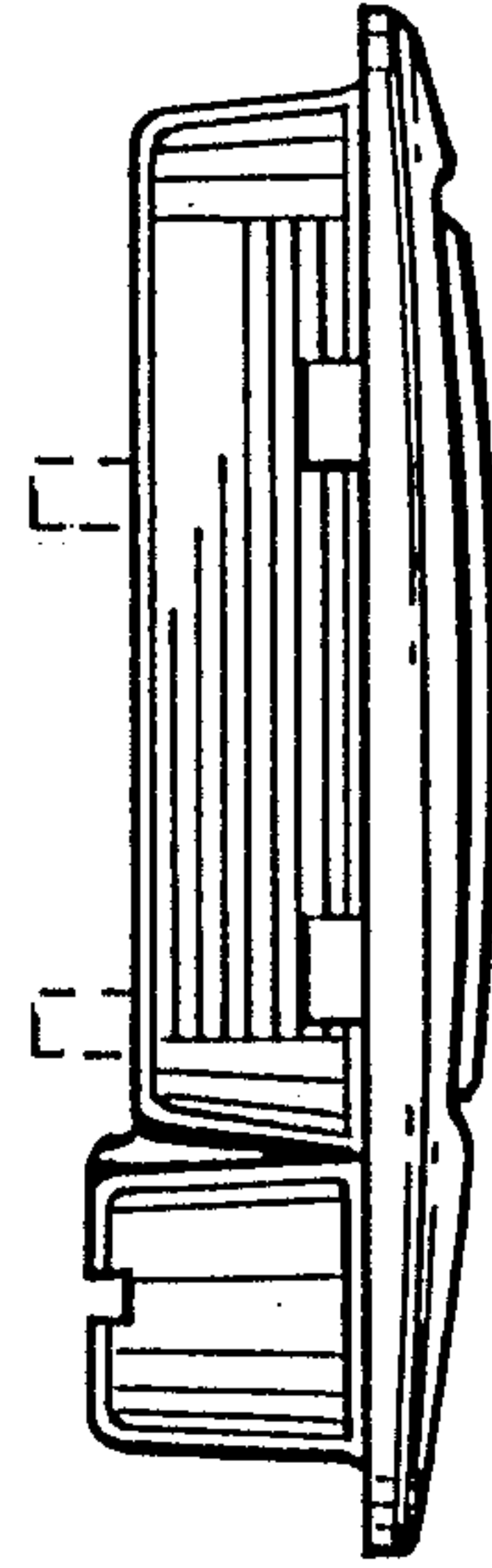


FIG. 20

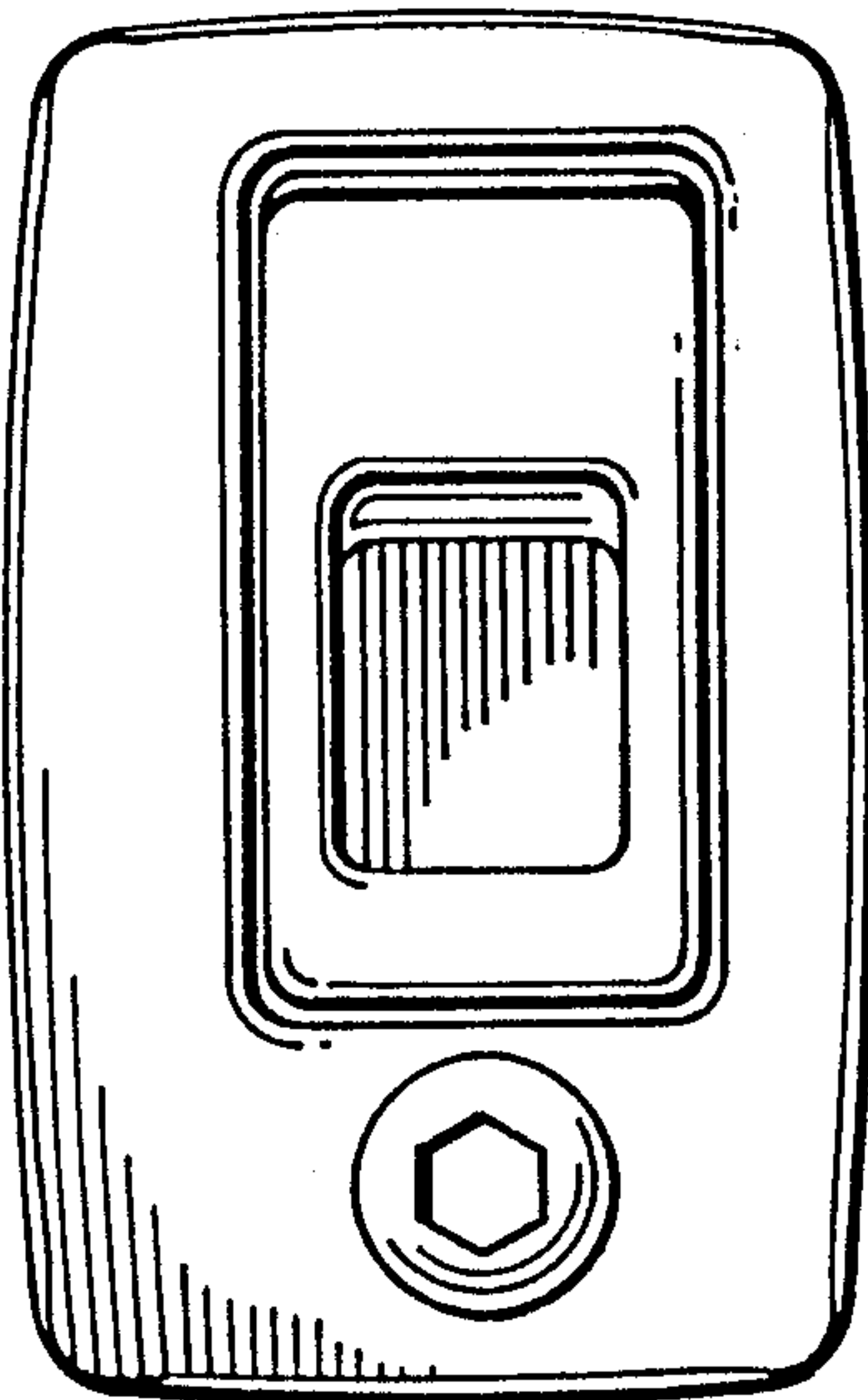


FIG. 21

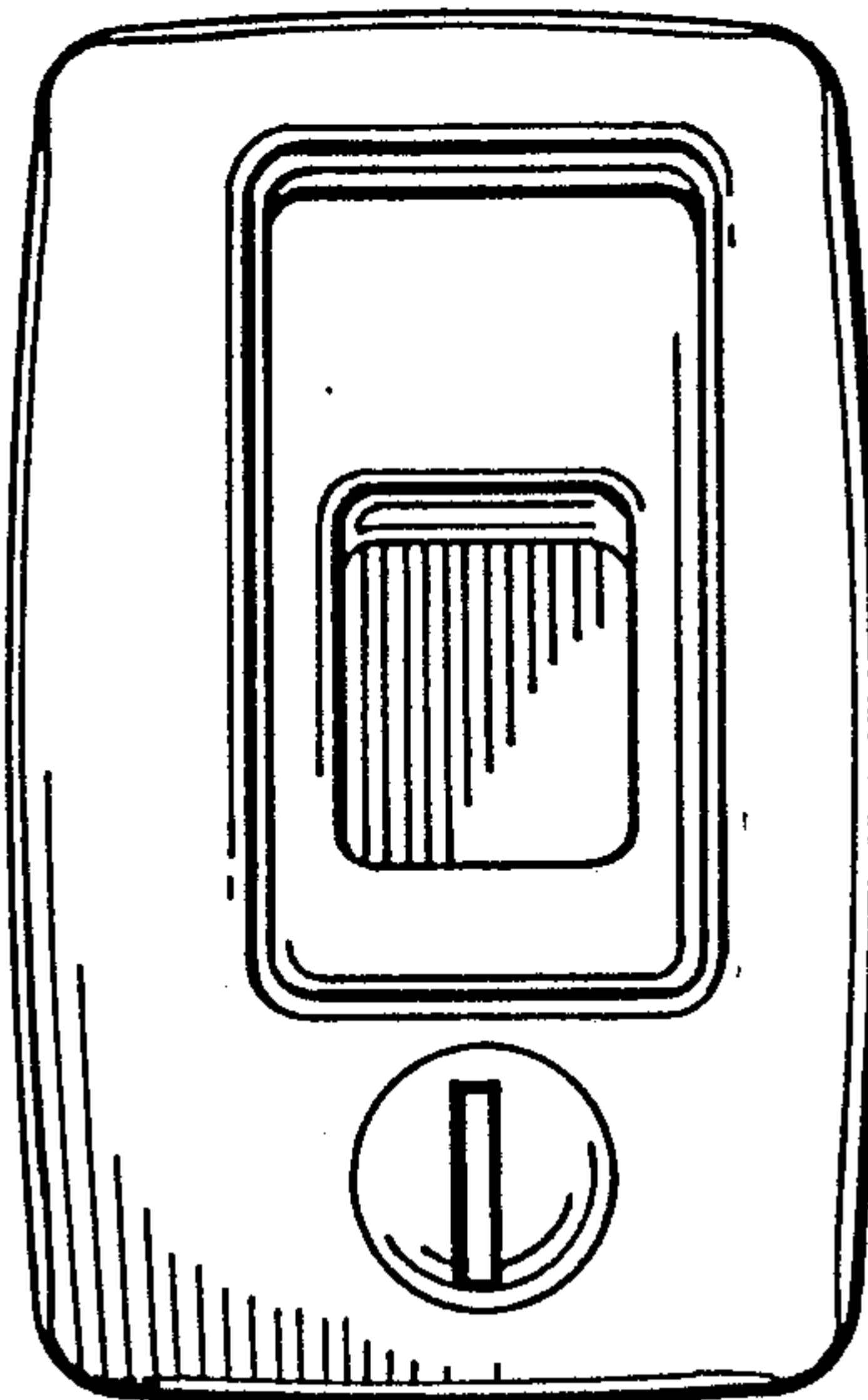


FIG. 22

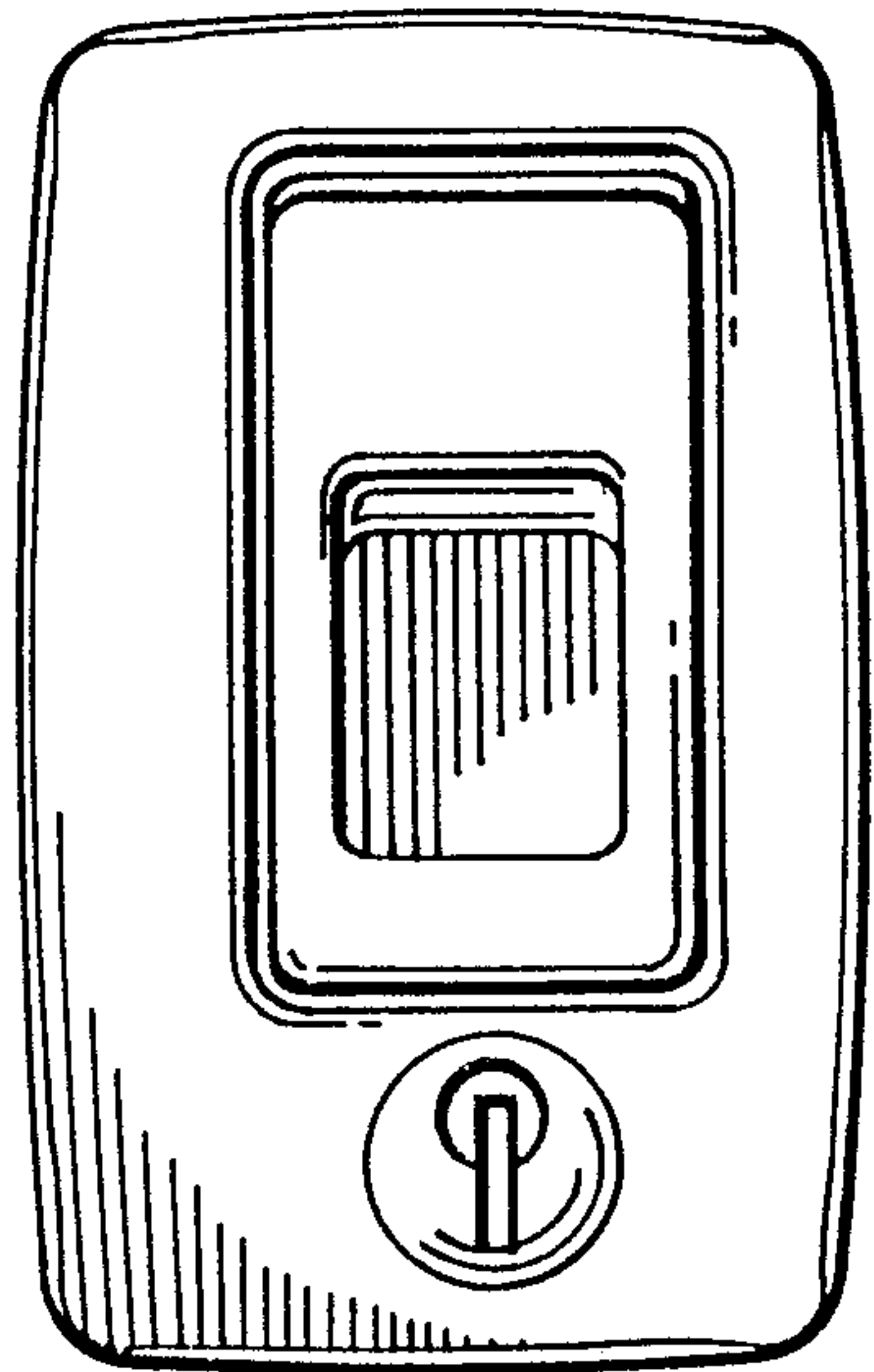


FIG. 23