

[54] STOVE TOP

[75] Inventors: Gregg M. Davis, Columbus; Paul P. Kolada, Bexley; Rainer B. Teufel, Columbus, all of Ohio

[73] Assignee: Maytag Corporation, Newton, Iowa

[*] Notice: The portion of the term of this patent subsequent to Sep. 26, 2003 has been disclaimed.

[**] Term: 14 Years

[21] Appl. No.: 84,512

[22] Filed: Aug. 12, 1987

[52] U.S. Cl. D7/346

[58] Field of Search D7/339, 340, 346; 126/39 R, 39 B, 39 BA, 39 E, 39 K, 39 N, 211, 214 R, 214 A, 214 C, 41 R

[56] References Cited

U.S. PATENT DOCUMENTS

- D. 210,336 2/1968 Jenn et al. D81/25
- 3,474,724 10/1969 Jenn 99/259

- 3,596,650 8/1971 Cerola D7/346
- 3,712,819 1/1973 Field 126/299 R
- 3,926,171 12/1975 Kurek et al. 126/39 B
- 4,413,610 11/1983 Berlik 126/39 K
- 4,413,611 11/1983 Berlik et al. 126/39 E
- 4,431,892 2/1984 White 126/39 K
- 4,527,542 7/1985 Bales et al. 126/299 R

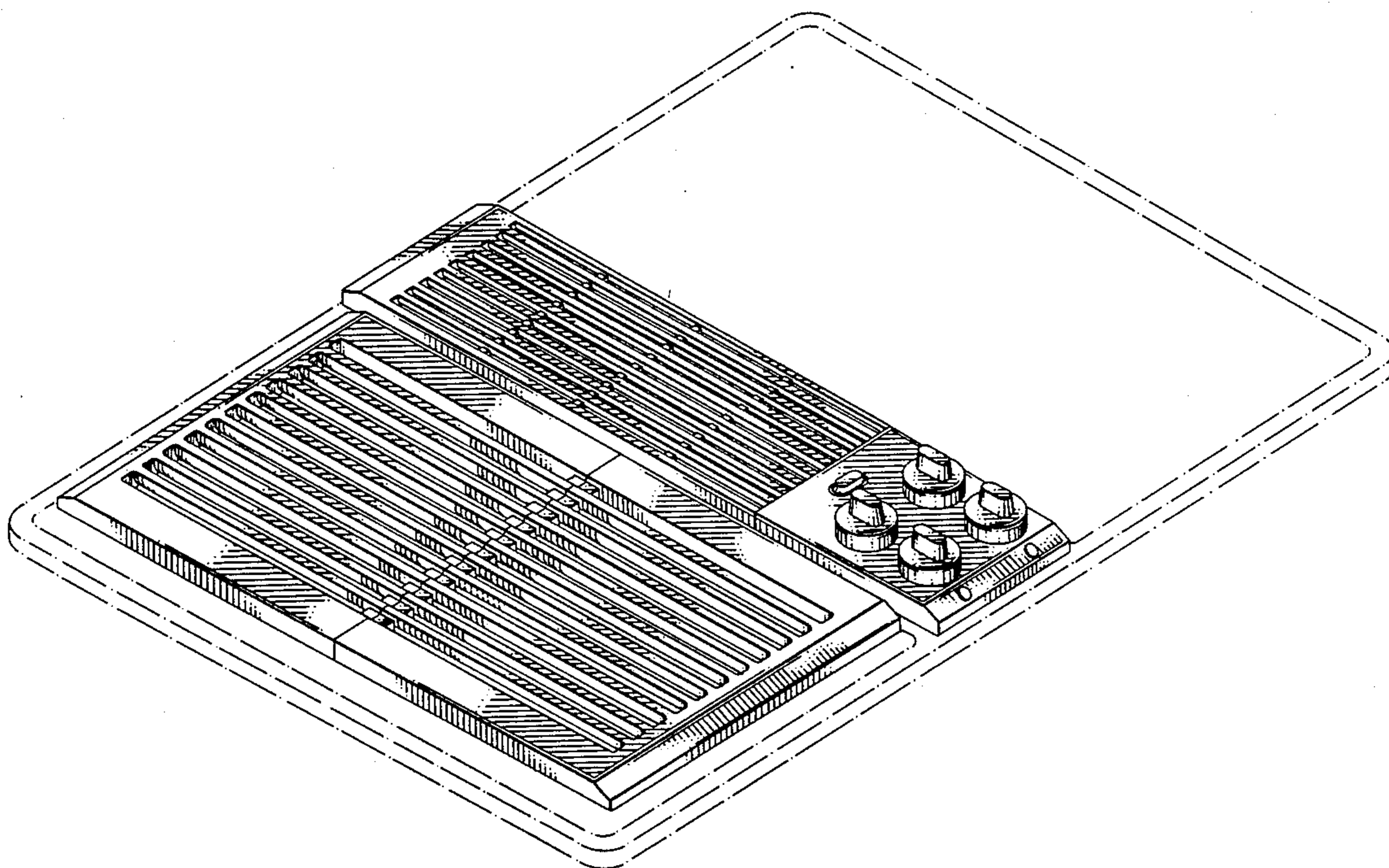
Primary Examiner—Bruce W. Dunkins
Assistant Examiner—Ruth Takemoto
Attorney, Agent, or Firm—Richard L. Ward

[57] CLAIM

The ornamental design for a stove top, as shown and described.

DESCRIPTION

FIG. 1 is a perspective view of a stove top showing our new design;
FIG. 2 is a front elevational view thereof;
FIG. 3 is a rear elevational view thereof;
FIG. 4 is a right side elevational view thereof; and
FIG. 5 is a left side elevational view thereof.
The broken lines shown in FIGS. 1-5 are for illustrative purposes only and form no part of the claimed design.



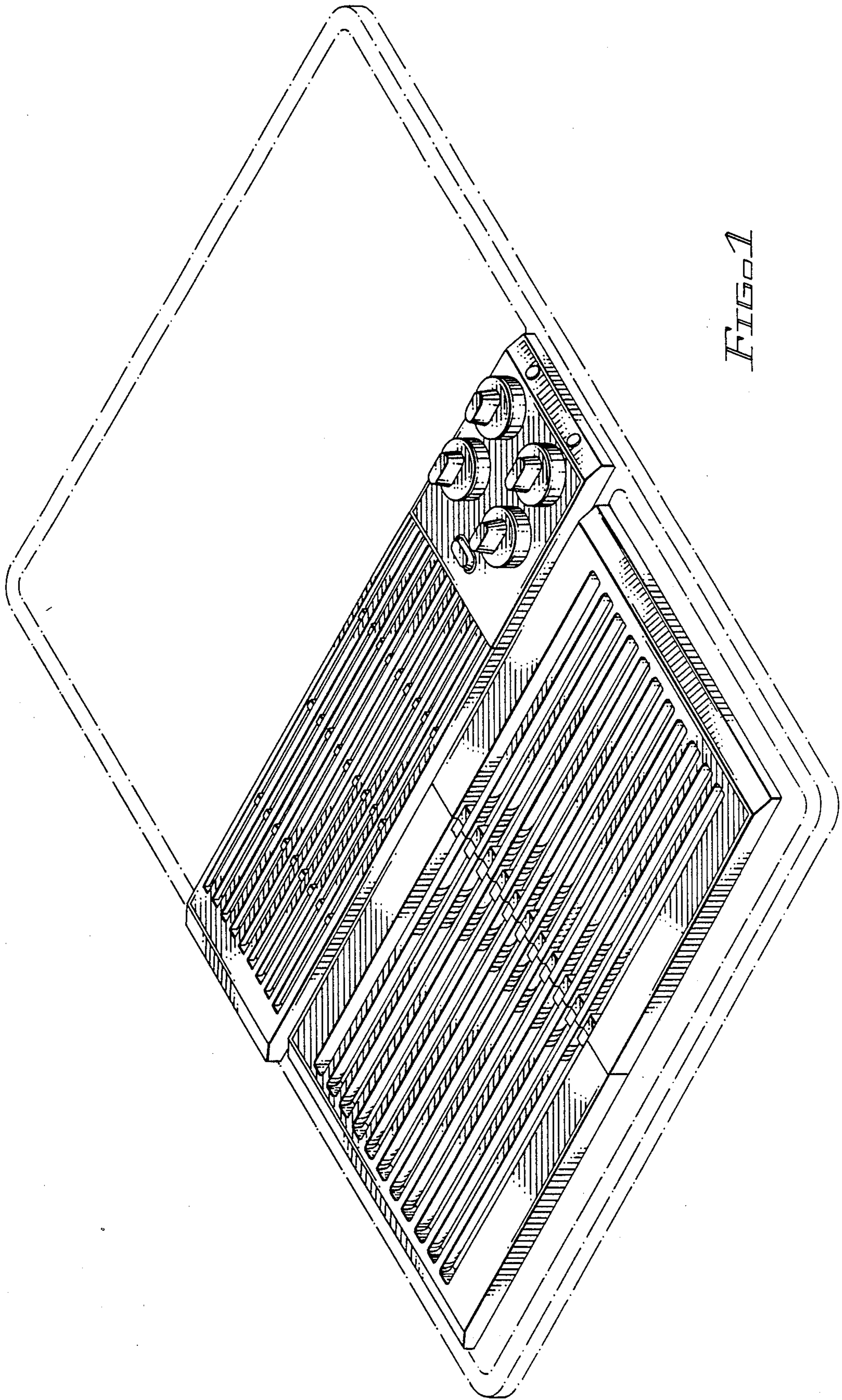


FIG. 1

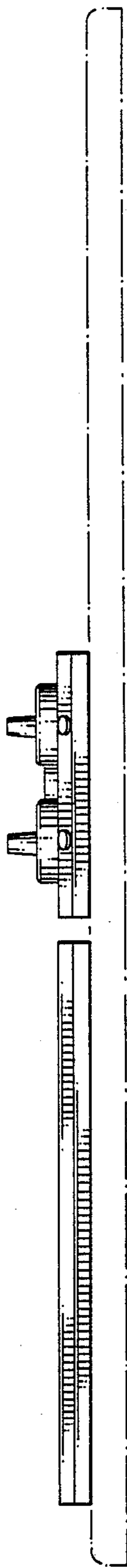


FIG. 2

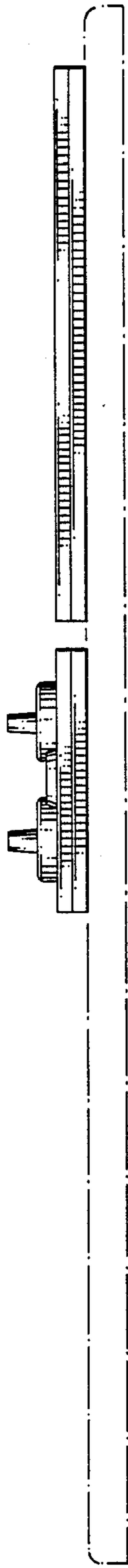


FIG. 3



FIG. 4

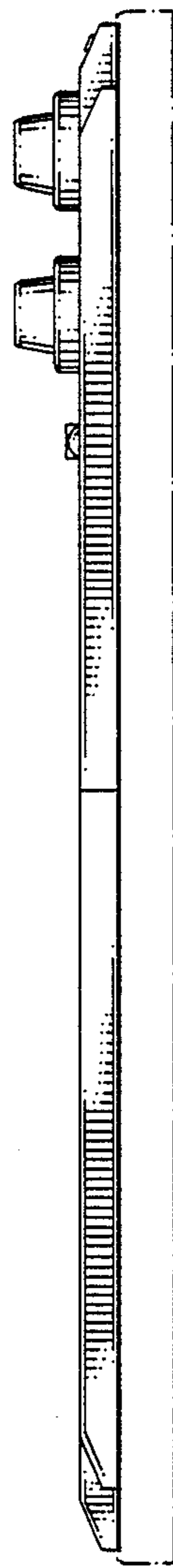


FIG. 5