

[54] VANITY TABLE

[75] Inventors: H. Thomas Keller; Angela G. Averett, both of High Point, N.C.

[73] Assignee: Rosalco, Inc., Louisville, Ky.

[\*\*] Term: 14 Years

[21] Appl. No.: 281,473

[22] Filed: Dec. 8, 1988

[52] U.S. Cl. .... D6/444; D6/438

[58] Field of Search ..... D6/436, 432, 437, 438, D6/439, 440, 441, 442, 443, 444, 399, 397, 480; 312/204, 224

[56] References Cited

U.S. PATENT DOCUMENTS

D. 73,611	10/1927	Katz	.....	D6/399
D. 91,113	11/1933	Guild	.....	D6/399
D. 101,782	11/1936	Krick	.....	D6/444 X
D. 166,612	4/1952	Lazarus	.....	D6/444 X
D. 248,911	8/1978	Handel	.....	D6/438
D. 265,155	6/1982	Bravo	.....	D6/438

OTHER PUBLICATIONS

*Pennsylvania House*, ©1971, p. 99; Queen Anne Dressing Table, #11-2905; far right on page.

*Yield House*, Fall 1984, p. 11; Queen Anne Console and Mirror, top right on page.

*Best* 1985/1986, p. 232; Vanity Table, Item #2 #548553DUC, top left on page.

*Primary Examiner*—Carmen H. Vales-Lado

*Attorney, Agent, or Firm*—Rhodes, Coats & Bennett

[57] CLAIM

The ornamental design for a vanity table, as shown and described.

DESCRIPTION



FIG. 1 is a left side perspective view of the vanity table showing our new design;




FIG. 2 is a right side perspective view thereof;

FIG. 3 is a rear perspective view thereof;

FIG. 4 is a side elevational view thereof; and

FIG. 5 is a top plan view thereof.








FIG. 3

FIG. 5

