

- [54] **ESCUTCHEON FOR PLUMBING FITTING**
- [75] Inventors: **Herbert V. Kohler, Jr., Kohler, Wis.; Paul P. Kolada, Bexley, Ohio**
- [73] Assignee: **Kohler Co., Kohler, Wis.**
- [**] Term: **14 Years**
- [21] Appl. No.: **304,158**
- [22] Filed: **Jan. 31, 1989**

Related U.S. Application Data

- [62] Division of Ser. No. 820,202, Jan. 16, 1986.
- [52] U.S. Cl. **D23/249; D23/254; D8/350; D8/353**
- [58] Field of Search **D23/249-254; D8/301, 350, 353**

References Cited

U.S. PATENT DOCUMENTS

D. 173,628	12/1954	Schlage	D8/353
D. 173,629	12/1954	Schlage	D8/353
D. 179,659	2/1957	Schoepe	.	
D. 182,305	3/1958	Russell	D8/353
D. 185,005	4/1959	Kubota	D8/350
D. 185,190	5/1959	Clayton	D8/353
D. 187,491	3/1960	Aleks	D8/353
D. 194,229	12/1962	Landell et al.	D23/254
D. 203,795	2/1966	Harvey et al.	D23/254
D. 212,611	11/1968	Young	D23/249
D. 220,379	4/1971	Baker	D8/350
D. 228,061	8/1973	Kartarik	.	
D. 263,989	4/1982	Fleischmann et al.	.	
D. 284,687	7/1986	Doman et al.	D23/249

OTHER PUBLICATIONS

A Moen ad entitled "Chateau Tub & Shower Valve" from p. 20 of a 1980 brochure, together with additional photos of the 2700 Escutcheon shown therein.
 Page 128 from the Kohler Co. "K-300 Catalog," dated 1982, showing the K-6902 Escutcheon.
 Page 3-32 from the Kohler Co. "K-400 Catalog," dated 1985, admitted prior art, showing the K-6910 Escutcheon.

Page 11 of an Elkay ad entitled "Shower-Tub Filler Valves," undated, admitted prior art.
 A Nibco ad entitled "Pressure Equalizing Valve," undated, admitted prior art.
 Page 10 of a Delta ad entitled "Bath and Shower," undated, admitted prior art.
 Page 11 of a Delta ad showing the 1646, 2882c and 2746 Escutcheons, undated, admitted prior art.
 A Valley ad entitled "Single Control Washerless Faucets", undated, admitted prior art.
 A Valley ad entitled "Styles to Complement the Modern Bath," showing the A481, TC936 and TC491 Escutcheons, undated, admitted prior art.

Primary Examiner—James R. Largen
Attorney, Agent, or Firm—Quarles & Brady

[57] **CLAIM**

The ornamental design for an escutcheon for plumbing fitting, as shown.

DESCRIPTION

FIG. 1 is a top perspective view of an escutcheon for plumbing fitting showing our new design;
 FIG. 2 is a top plan view thereof;
 FIG. 3 is a bottom plan view thereof;
 FIG. 4 is a side elevational view thereof, the other sides being the same as the side shown;
 FIG. 5 is a cross-sectional view taken on line 5-5 of FIG. 2;
 FIG. 6 is a cross-sectional view taken on line 6-6 of FIG. 2;
 FIG. 7 is a top perspective view of a modified form of the escutcheon for plumbing fitting shown in FIG. 1;
 FIG. 8 is a top plan view of FIG. 7;
 FIG. 9 is a right side elevational view of FIG. 7, the left side being a mirror image of the right side shown;
 FIG. 10 is a front elevational view of FIG. 7;
 FIG. 11 is a rear elevational view of FIG. 7;
 FIG. 12 is a bottom plan view of FIG. 7;
 FIG. 13 is a cross-sectional view taken on line 13-13 of FIG. 8; and
 FIG. 14 is a cross-sectional view taken on line 14-14 of FIG. 8.

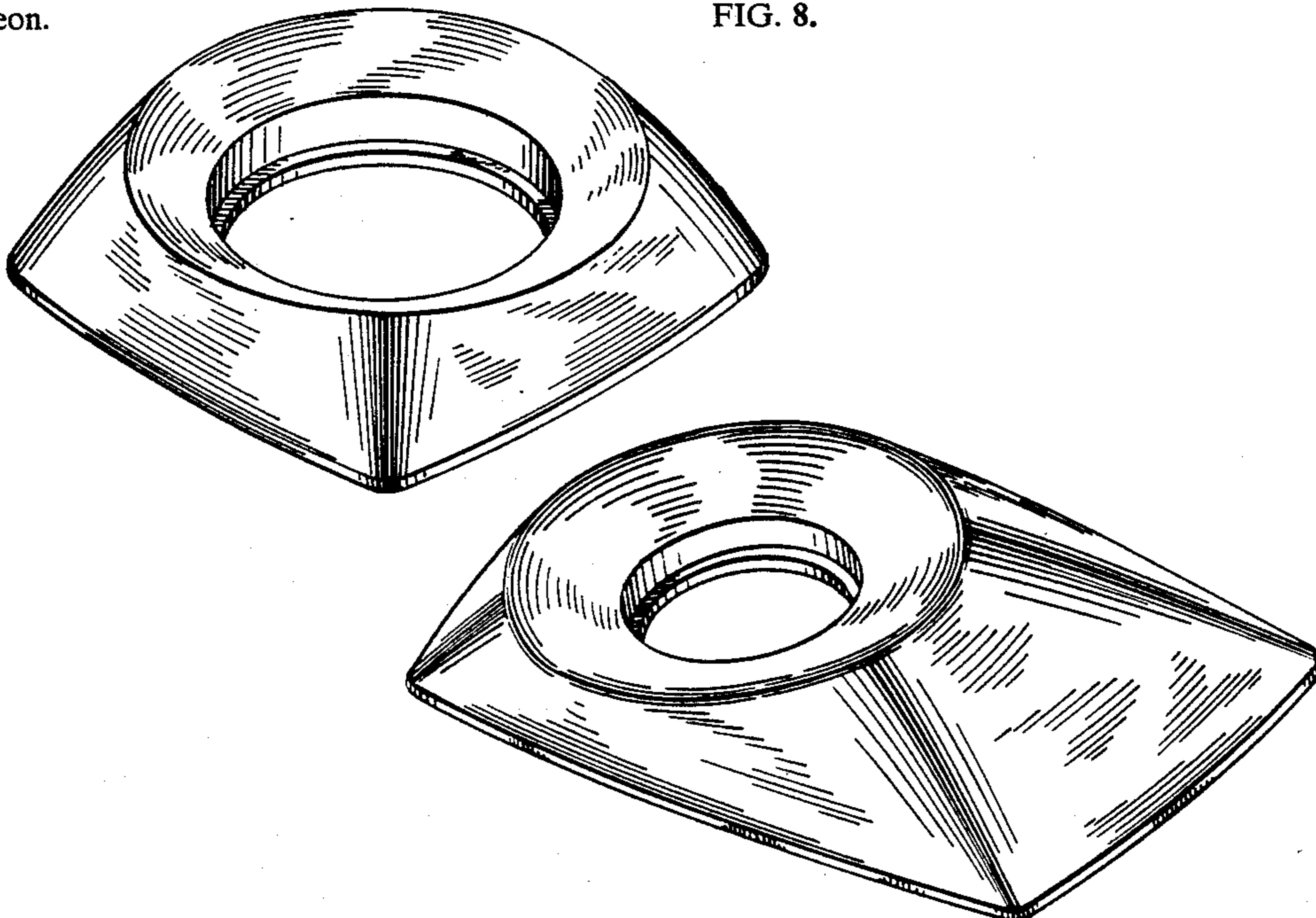


FIG. 1

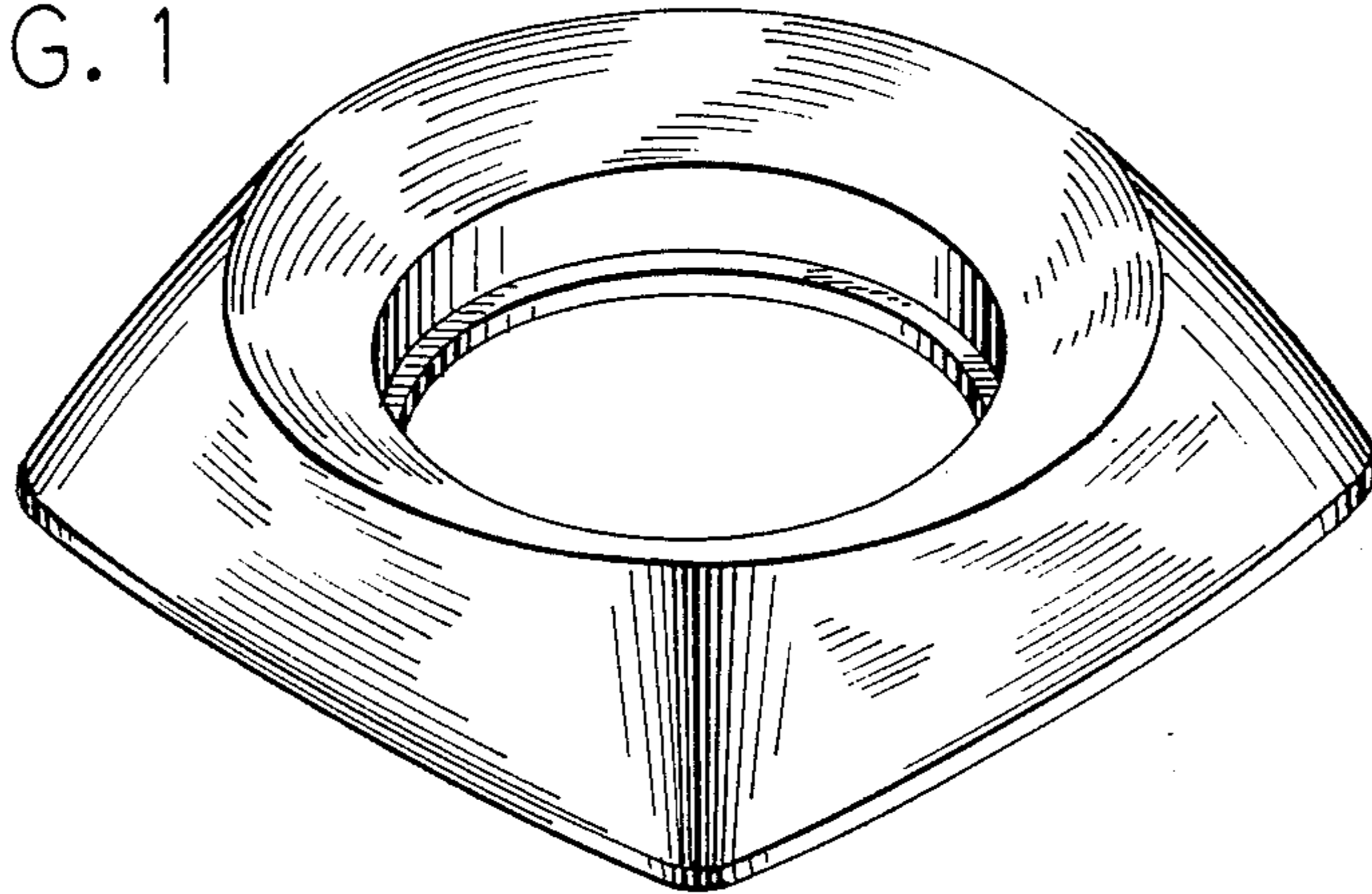


FIG. 2

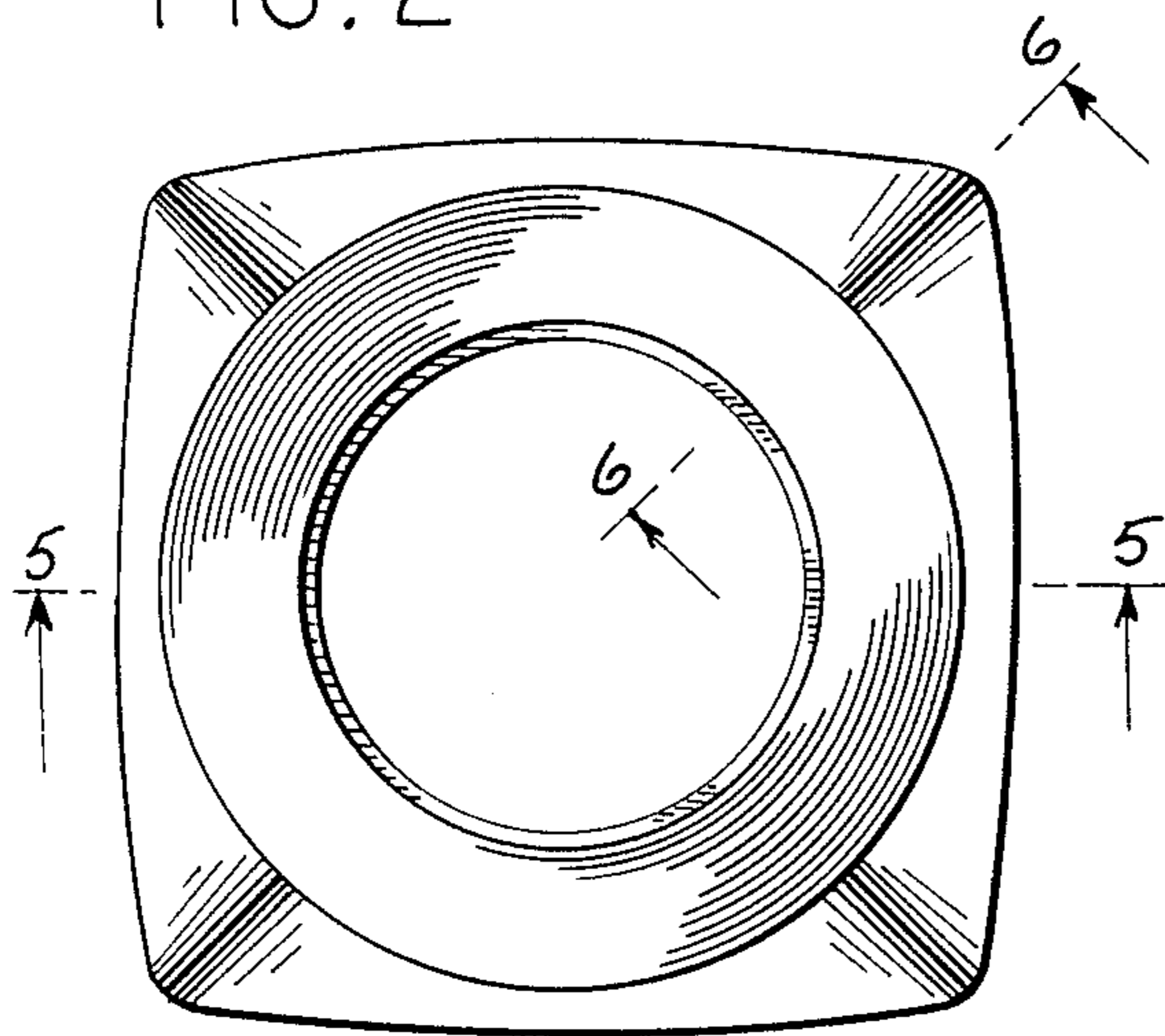


FIG. 3


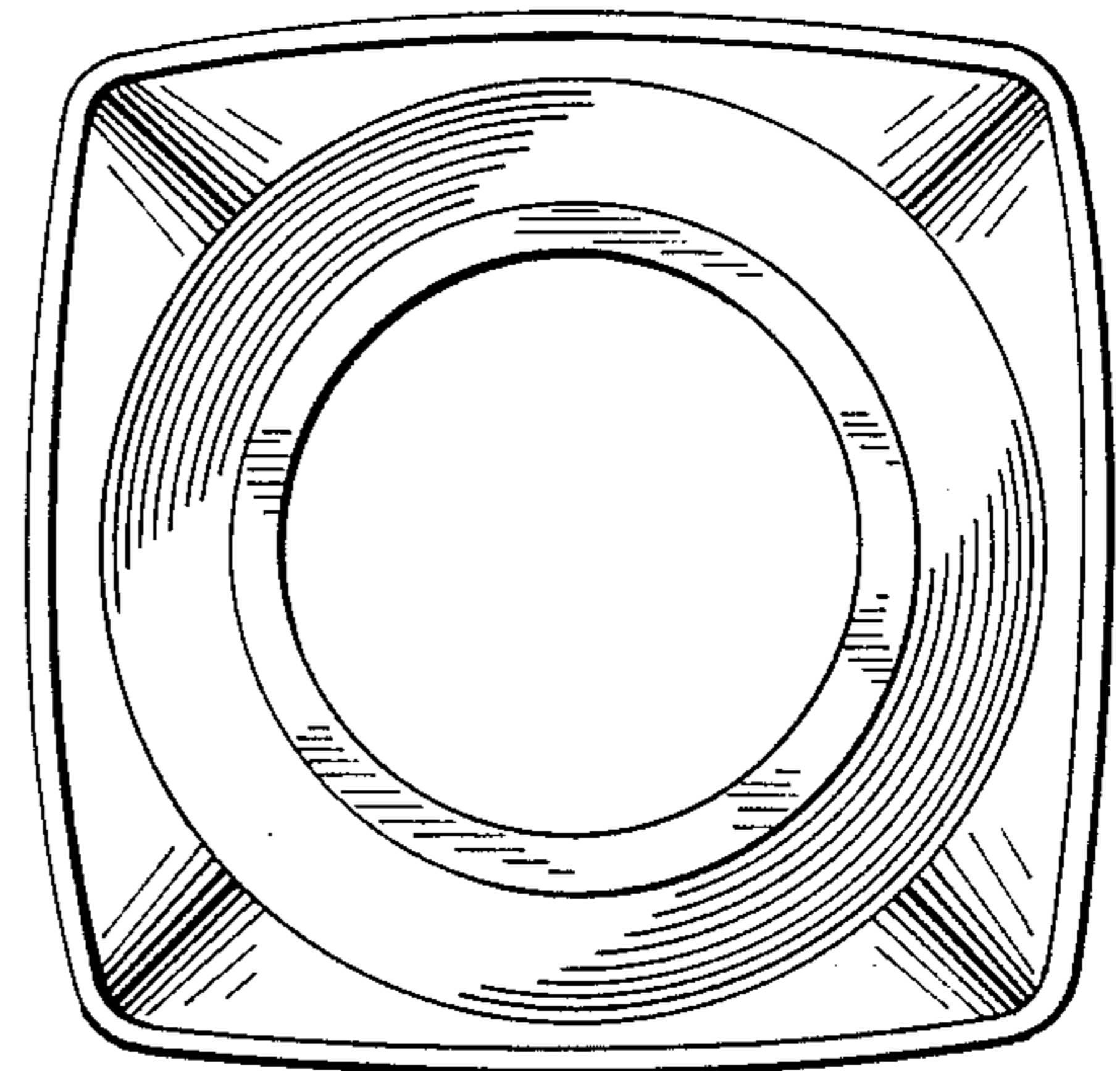


FIG. 4




FIG. 5



FIG. 6




FIG. 7

FIG. 8

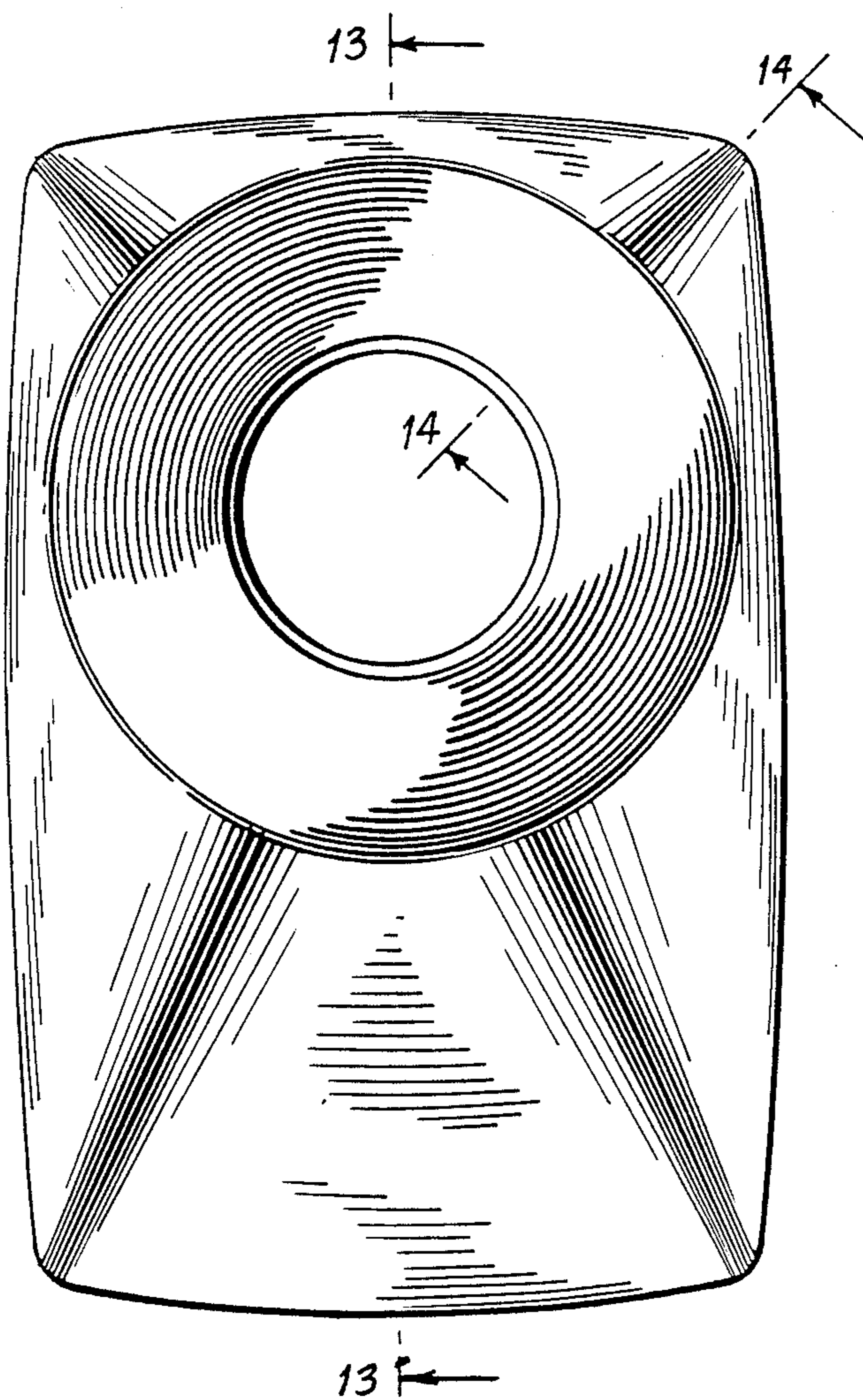



FIG. 9






FIG. 10




FIG. 11




FIG. 12

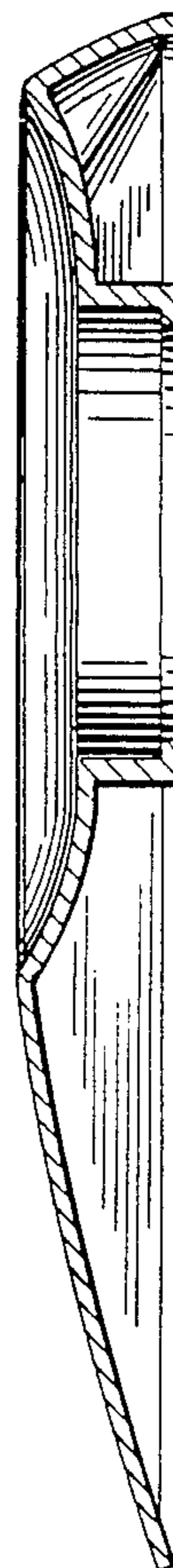


FIG. 13

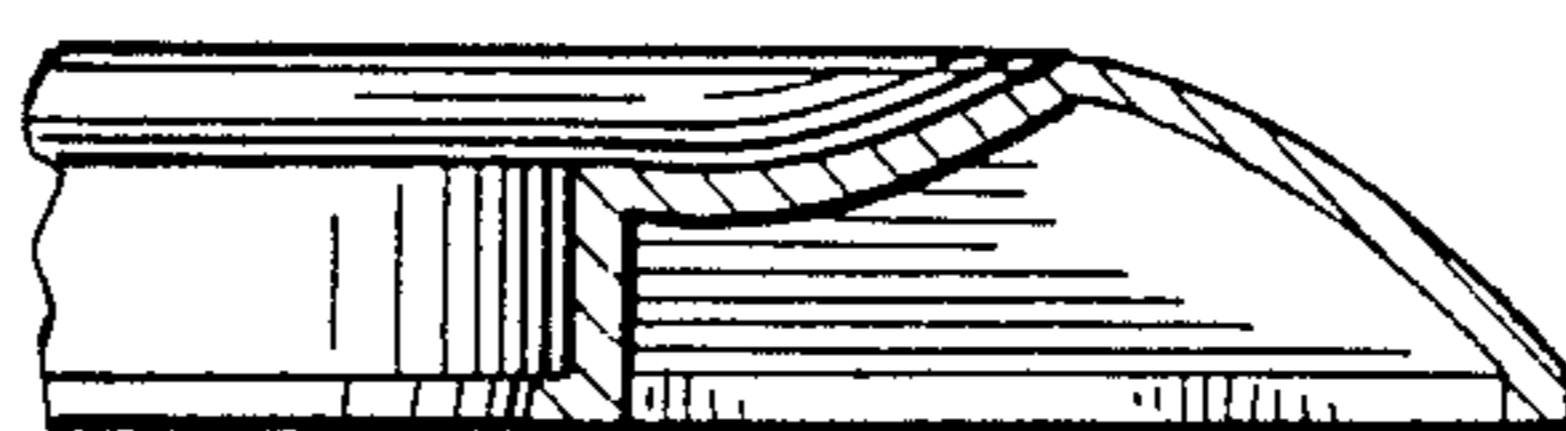


FIG. 14




FIG. 16




FIG. 17

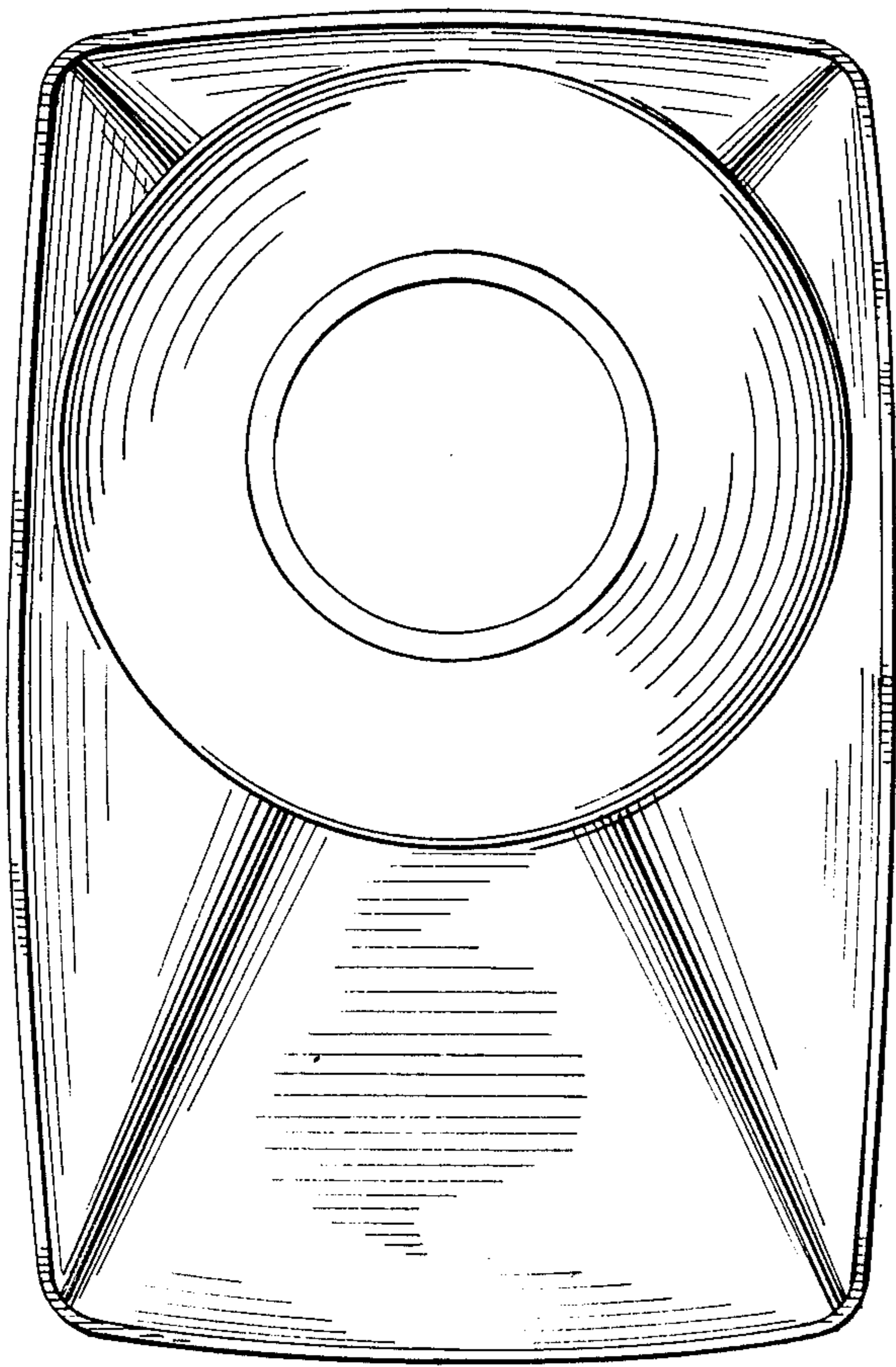


FIG. 18

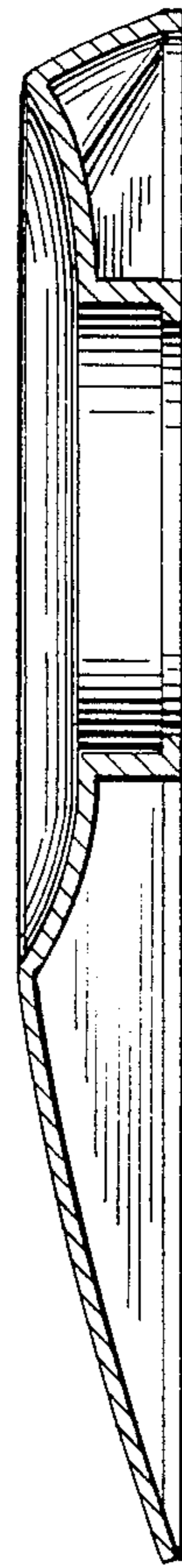


FIG. 19

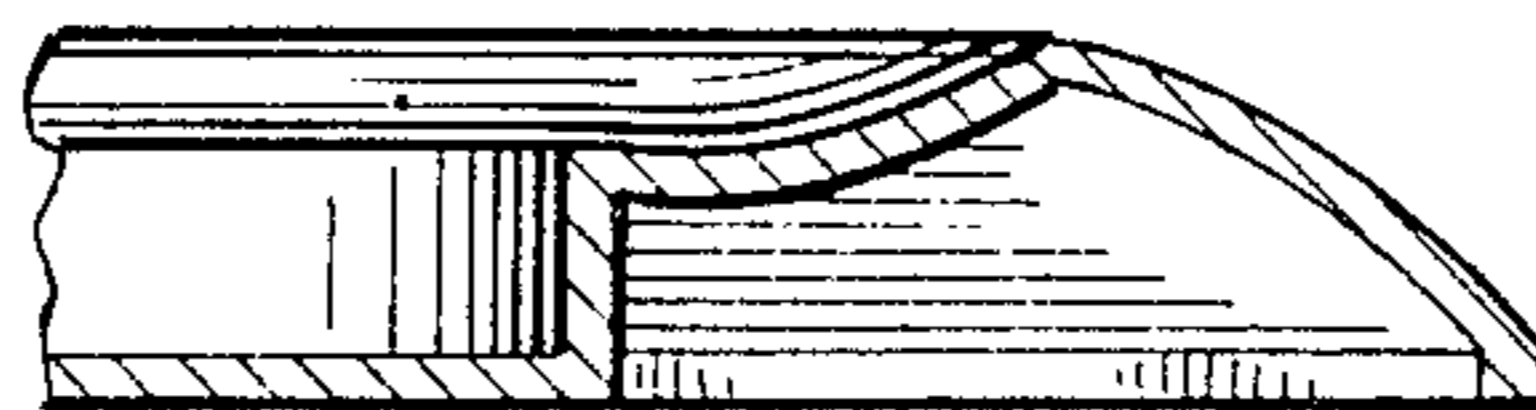


FIG. 20

UNITED STATES PATENT AND TRADEMARK OFFICE
CERTIFICATE OF CORRECTION

PATENT NO. : Des. 303,566
DATED : September 19, 1989
INVENTOR(S) : Kohler and Kolada

It is certified that error appears in the above-identified patent and that said Letters Patent is hereby corrected as shown below:

Drawing Figs. 16-20 should not appear as they are duplicates of Figs. 10-14

**Signed and Sealed this
Twelfth Day of March, 1991**

Attest:

Attesting Officer

HARRY F. MANBECK, JR.

Commissioner of Patents and Trademarks