

[54] ORIGINAL FEEDER FOR A COPYING MACHINE

[75] Inventor: Yoshie Katada, Yokohama, Japan

[73] Assignee: Canon Kabushiki Kaisha, Tokyo, Japan

[**] Term: 14 Years

[21] Appl. No.: 890,412

[22] Filed: Jul. 29, 1986

[30] Foreign Application Priority Data

Jan. 30, 1986 [JP] Japan 61-3147

[52] U.S. Cl. D18/42

[58] Field of Search D18/36-40, D18/42, 44; 271/171; D14/107; 355/3 R, 14 R, 14 SH, 3 SH

[56] References Cited

U.S. PATENT DOCUMENTS

- D. 272,830 2/1984 Hara D18/42
- D. 276,238 11/1984 Kosako D18/42
- D. 278,347 4/1985 Kawazu D18/42

- D. 281,170 10/1985 Hara D18/42
- D. 283,625 4/1986 Goto D18/42
- D. 286,540 11/1986 Hashimoto D18/42
- 4,032,137 6/1977 Katayama 271/164
- 4,279,504 7/1981 Brown 271/3.1 X

Primary Examiner—Nelson C. Holtje
Attorney, Agent, or Firm—Fitzpatrick, Cella, Harper & Scinto

[57] CLAIM

The ornamental design for an original feeder for a copying machine, as shown and described.

DESCRIPTION

FIG. 1 is a front elevational view of an original feeder for a copying machine showing my new design;
 FIG. 2 is a rear elevational view thereof;
 FIG. 3 is a top plan view thereof;
 FIG. 4 is a bottom plan view thereof;
 FIG. 5 is a left side elevational view thereof;
 FIG. 6 is a right side elevational view thereof;
 FIG. 7 is a top and right front perspective view thereof;
 FIG. 8 is a top and right front perspective view thereof, the broken-line showing of a copier being environmental only and forming no part of the claimed design.

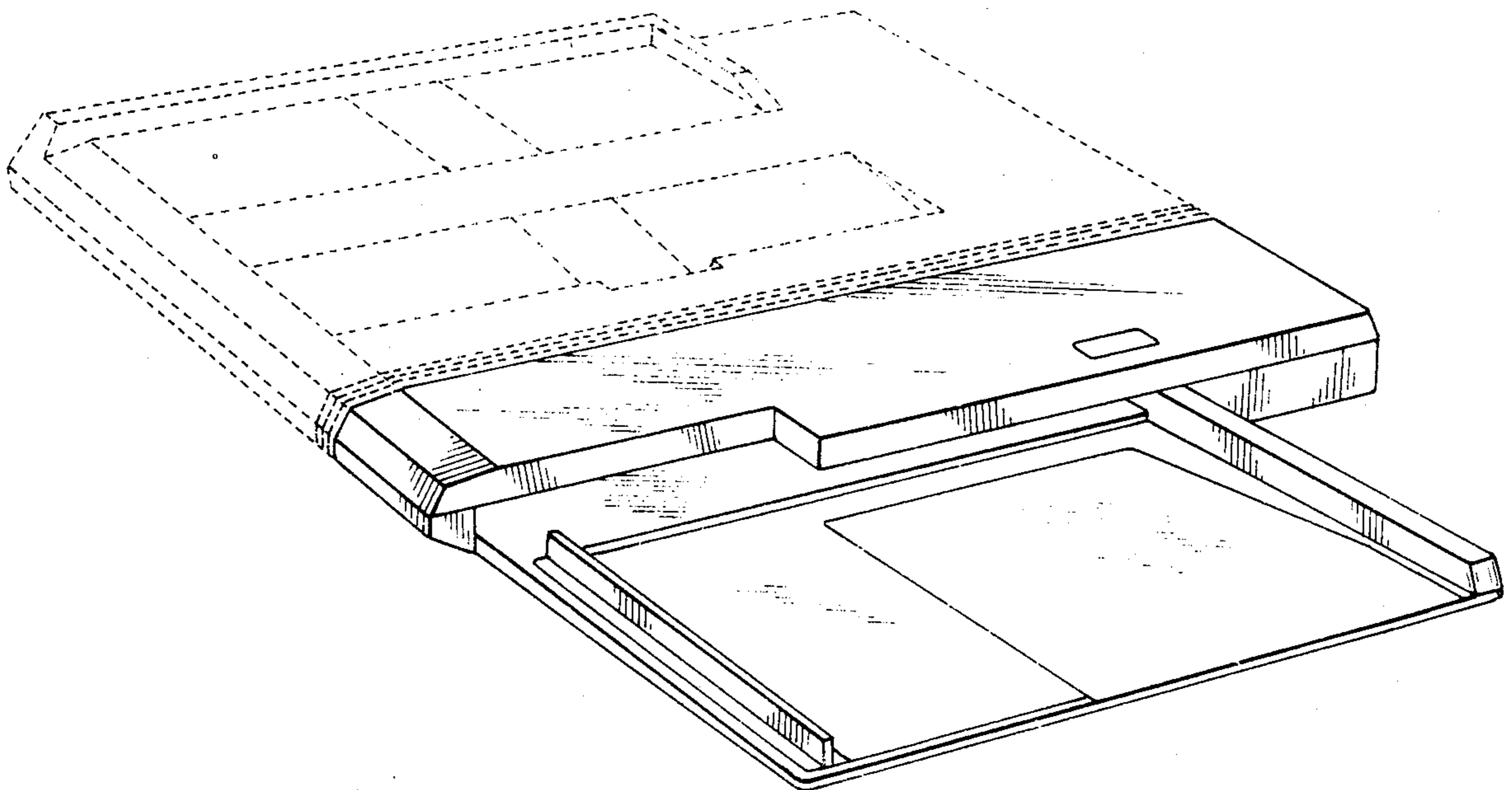


FIG. 1



FIG. 2



FIG. 3

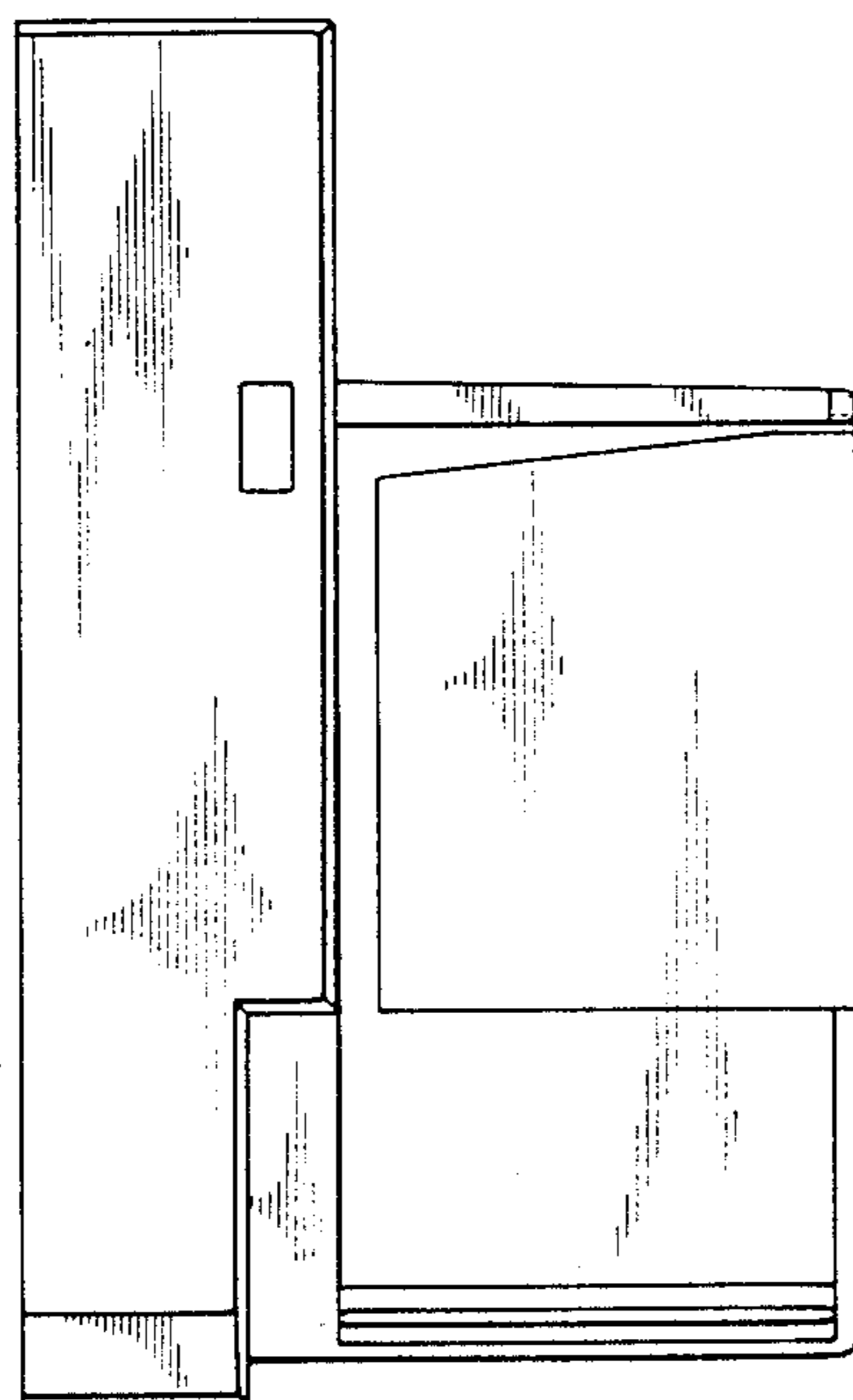


FIG. 4




FIG. 5




FIG. 6




FIG. 7

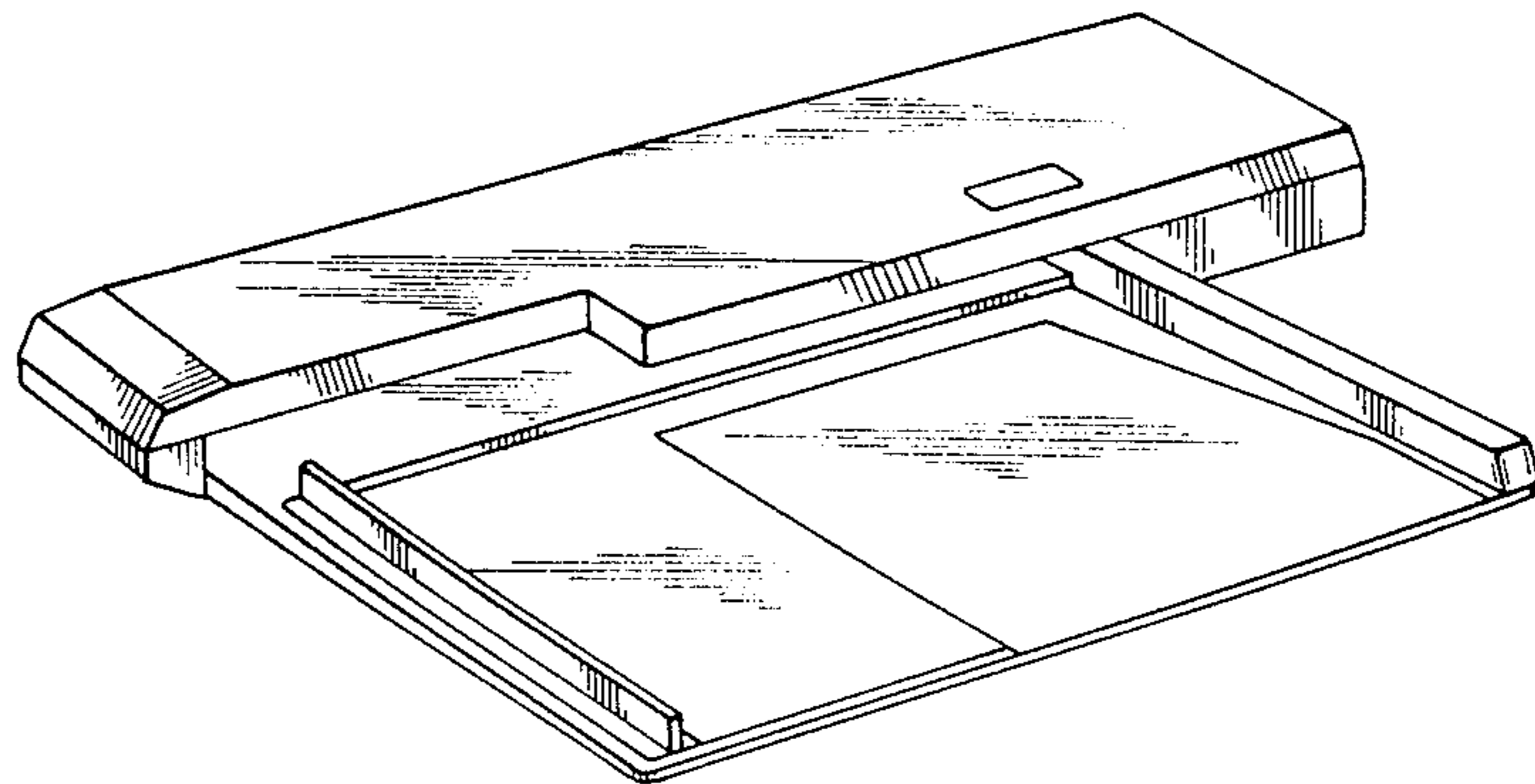


FIG. 8

