

[54] **ELECTRONIC CALCULATOR**

[76] **Inventor: Stephen H. Lewis, 14 Watson Rd., Poughkeepsie, N.Y. 12601**

[\*\*] **Term: 14 Years**

[21] **Appl. No.: 884,067**

[22] **Filed: Jul. 10, 1986**

[52] **U.S. Cl. .... D18/7**

[58] **Field of Search ..... D18/2, 6, 7, 11, 12; D10/2, 15, 30; D14/100, 106, 107; 200/5 A; 235/61 R; 340/365, 700; 364/706-710**

[56] **References Cited**

**U.S. PATENT DOCUMENTS**

D. 258,740	3/1981	Matsumoto	.....	D18/7
D. 269,353	6/1983	Yokoyama	.....	D18/2
D. 284,388	6/1986	Hampf	.....	D18/7
D. 285,311	8/1986	Sawada	.....	D18/7
D. 292,222	10/1987	Stern	.....	D18/7
4,491,049	1/1985	Mizuta	.....	364/705

**OTHER PUBLICATIONS**

*HFD-Retailing Home Furnishings*, Jan. 1, 1979, Section Two, p. 32, Craig M-100.  
*W. Bell Catalog*, 1984, p. 275, #J.

*Primary Examiner*—Nelson C. Holtje  
*Assistant Examiner*—Caron D. Veynar  
*Attorney, Agent, or Firm*—Mattern, Ware, Stoltz & Fressola

[57] **CLAIM**

The ornamental design for an electronic calculator, as shown.

**DESCRIPTION**

FIG. 1 is a top plan view of a electronic calculator showing my new design;  
 FIG. 2 is a front elevational view thereof;  
 FIG. 3 is a rear elevational view thereof;  
 FIG. 4 is a left side elevational view thereof,  
 FIG. 5 is a right side elevational view thereof, and  
 FIG. 6 is a bottom plan view thereof.




FIG. 1

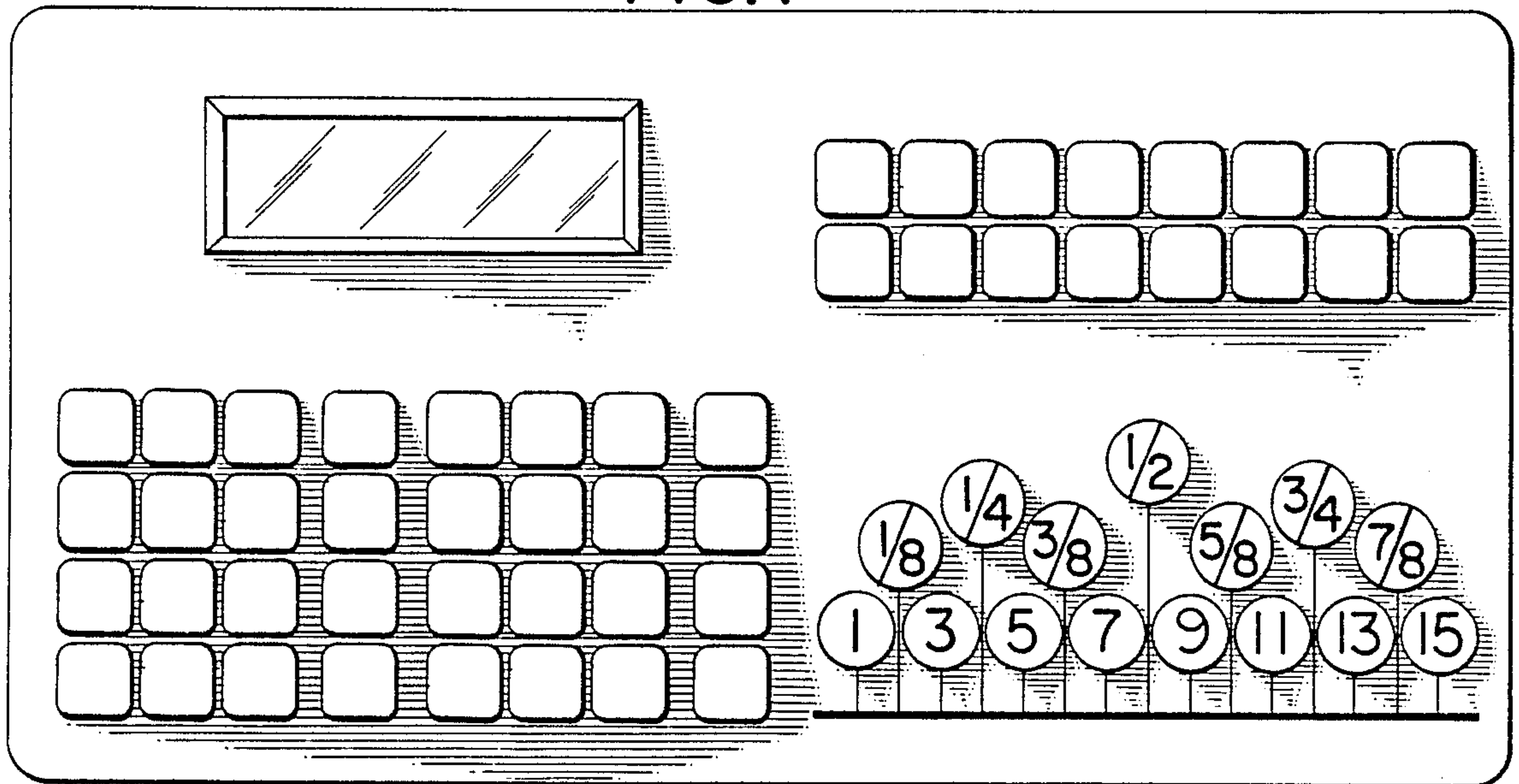


FIG. 2



FIG. 3




FIG. 4

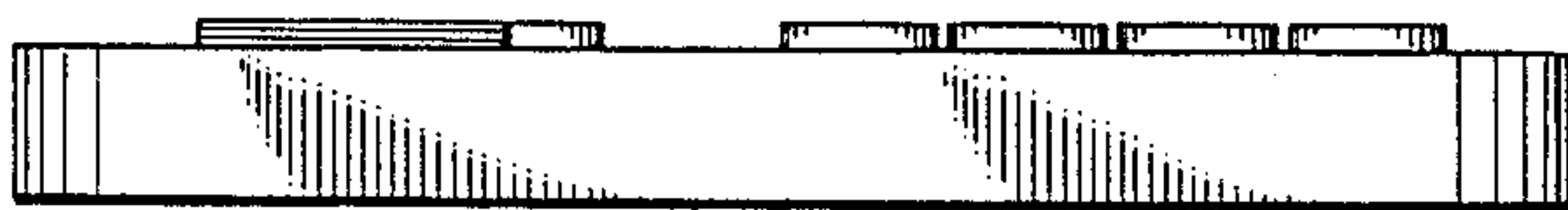


FIG. 5

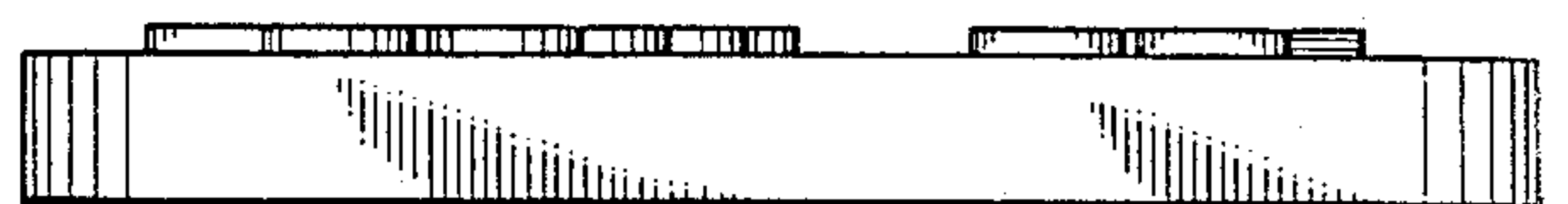


FIG. 6

