

United States Patent [19]

Galvin et al.

[11] Patent Number: **Des. 303,527**

[45] Date of Patent: **** Sep. 19, 1989**

[54] **RADIO PAGER OR SIMILAR ARTICLE**

[75] Inventors: **Christopher B. Galvin, Boynton Beach; Richard J. Toth, Boca Raton; William J. Scheid, Coral Springs, all of Fla.**

[73] Assignee: **Motorola, Inc., Schaumburg, Ill.**

[**] Term: **14 Years**

[21] Appl. No.: **873,640**

[22] Filed: **Jun. 12, 1986**

[52] U.S. Cl. **D14/191**

[58] Field of Search **D14/5, 6, 7, 68-76, D14/95, 96, 99; 455/351, 350; 340/311.1**

[56] **References Cited**

U.S. PATENT DOCUMENTS

- D. 167,828 9/1952 Florac D14/68
- D. 277,753 2/1985 Eckmann et al. D14/70

- D. 280,896 10/1985 Campbell et al. D14/70 X
- D. 290,356 6/1987 Fisher D14/68
- D. 292,705 11/1987 Scheid et al. D14/68
- 3,748,583 7/1973 Anderson et al. 455/351 X

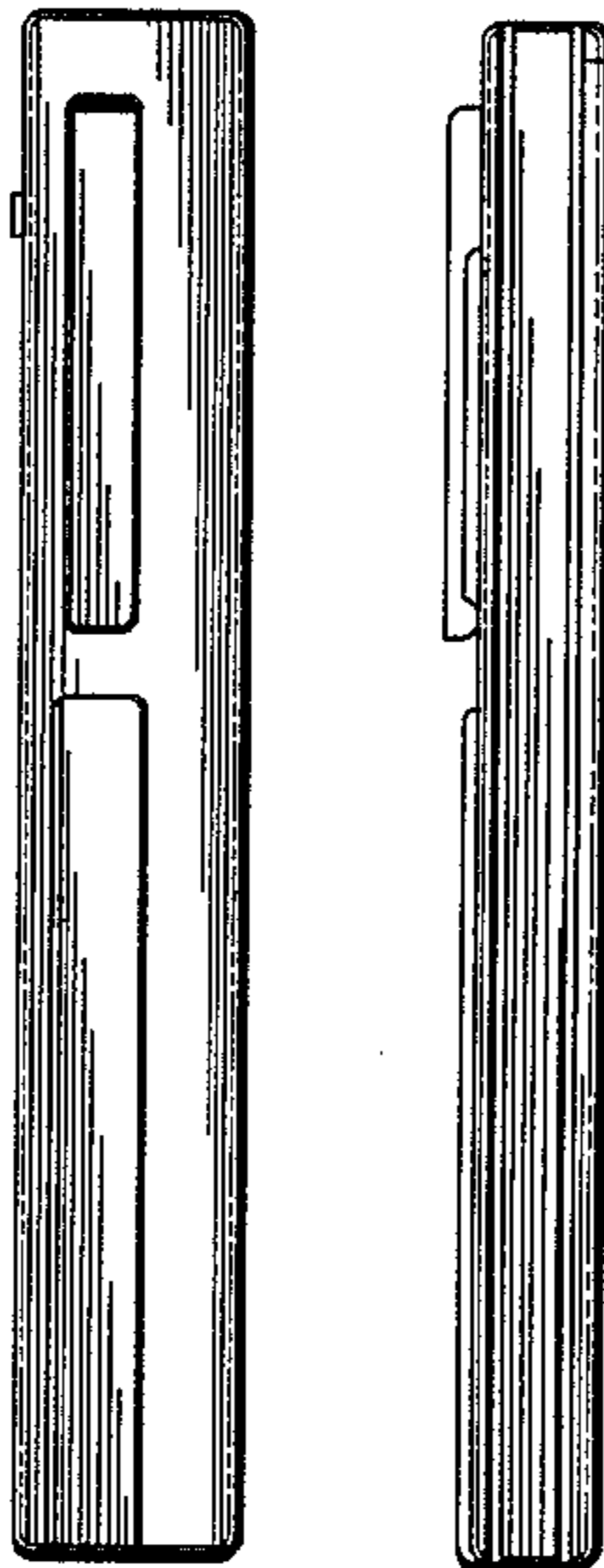
Primary Examiner—Bernard Ansher
Assistant Examiner—Theodore M. Shooman
Attorney, Agent, or Firm—William E. Koch; Vincent B. Ingrassia

[57] **CLAIM**

The ornamental design for a radio pager or similar article, as shown and described.

DESCRIPTION

FIG. 1 is a top plan view of a radio pager or similar article showing our new design;
FIG. 2 is a front elevational view thereof;
FIG. 3 is a right side elevational view thereof;
FIG. 4 is a left side elevational view thereof;
FIG. 5 is a rear elevational view thereof; and
FIG. 6 is a bottom plan view thereof.






FIG. 1

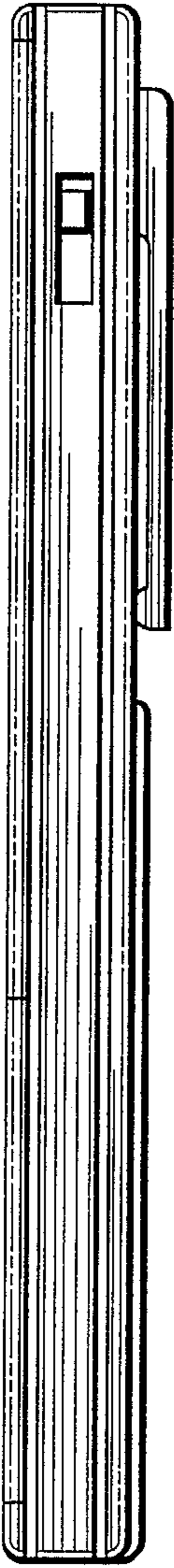


FIG. 4

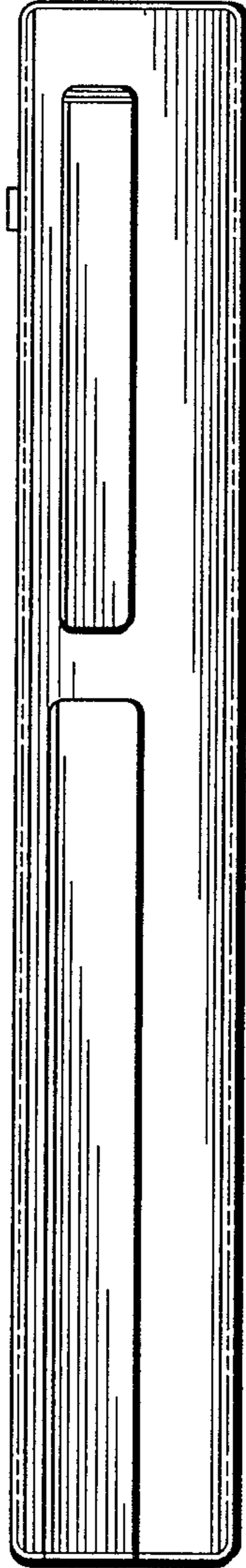


FIG. 2




FIG. 3

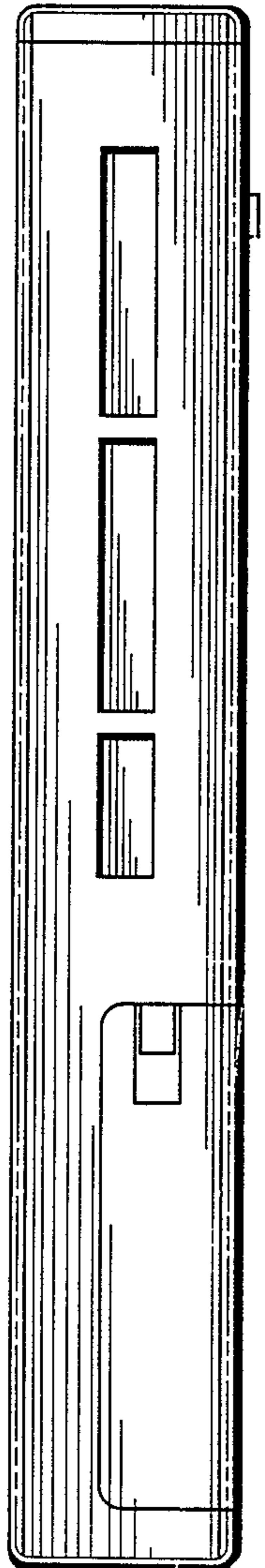


FIG. 5

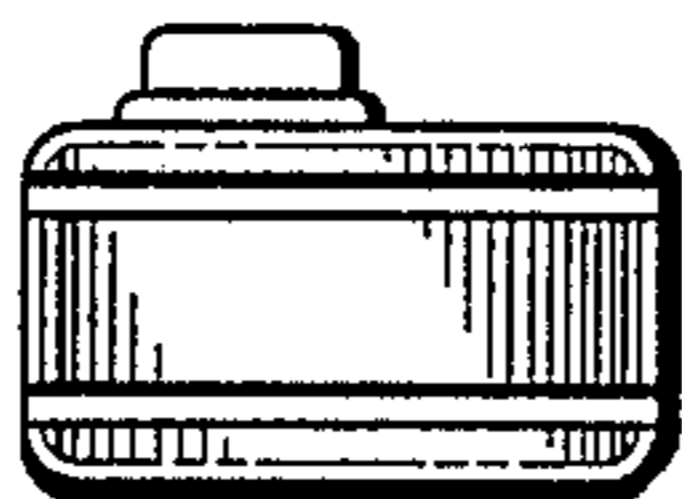


FIG. 6