

[54] **TIRE**

[75] **Inventors: Jean J. Collette, Bastogne, Belgium; Pierre M. J. Dauvister, Mersch, Luxembourg; Bernard Jonette, Fischbach, Luxembourg; Claude Lardo, Luxembourg, Luxembourg**

[73] **Assignee: The Goodyear Tire & Rubber Company, Akron, Ohio**

[*] **Notice: The portion of the term of this patent subsequent to Sep. 19, 2003 has been disclaimed.**

[**] **Term: 14 Years**

[21] **Appl. No.: 60,591**

[22] **Filed: Jun. 11, 1987**

[52] **U.S. Cl. D12/147**

[58] **Field of Search D12/141-143, D12/145-151; 152/209 R, 209 D**

[56] **References Cited**

U.S. PATENT DOCUMENTS

D. 178,486	8/1956	Balmer et al.	12/145
D. 194,771	3/1963	Jones	12/142
D. 195,077	4/1963	Humphries	12/142
D. 199,554	11/1964	Jones et al.	12/142
D. 201,424	6/1965	Humphries	12/142
D. 207,379	4/1967	Jones	12/142
D. 210,344	2/1968	Jones	12/141
D. 234,926	4/1975	Allen et al.	12/143
D. 236,451	8/1975	Baus	12/136
D. 251,119	2/1979	Candiliotis et al.	12/146
D. 261,492	10/1981	Remy	12/143
D. 261,496	10/1981	Remy	D12/147
D. 268,102	3/1983	Clatworthy et al.	D12/140
D. 269,001	5/1983	Hammond et al.	D12/143
D. 269,005	5/1983	Hammond et al.	D12/147
D. 269,173	5/1983	Candiliotis	D12/146
D. 270,149	8/1983	Candiliotis	D12/146
D. 272,053	1/1984	Candiliotis	D12/146

D. 278,617	4/1985	Kojma et al.	D12/147
D. 283,116	3/1986	Nakatami	D12/142
D. 283,212	4/1986	Martini et al.	D12/143
D. 283,316	4/1986	Candiliotis	D12/147
D. 287,841	1/1987	Ono	D12/147
D. 288,307	2/1987	Ono	D12/146
D. 289,026	3/1987	Wohlfahrt	D12/146
D. 292,085	9/1987	Hatakenaka	D12/147
D. 294,687	3/1988	Stelzer	D12/142
2,197,662	4/1940	Hughes	152/209 R
2,221,642	11/1940	Kraft	152/209 R
2,294,626	9/1942	Overman	152/209 R
2,432,847	12/1947	Woods	152/209 R
2,708,957	5/1955	Constantakis et al.	152/209 R
3,874,982	4/1975	Marzocchi et al.	428/295
4,299,264	11/1981	Williams	152/209 R
4,416,316	11/1983	Clatworthy et al.	152/209 R
4,424,846	1/1984	Seitz et al.	152/209 R
4,437,503	3/1984	Seitz et al.	152/209 R
4,474,223	10/1984	Landers	152/209 R

FOREIGN PATENT DOCUMENTS

697242	11/1986	Japan .
1006180	3/1981	United Kingdom .
2051694	6/1981	United Kingdom .

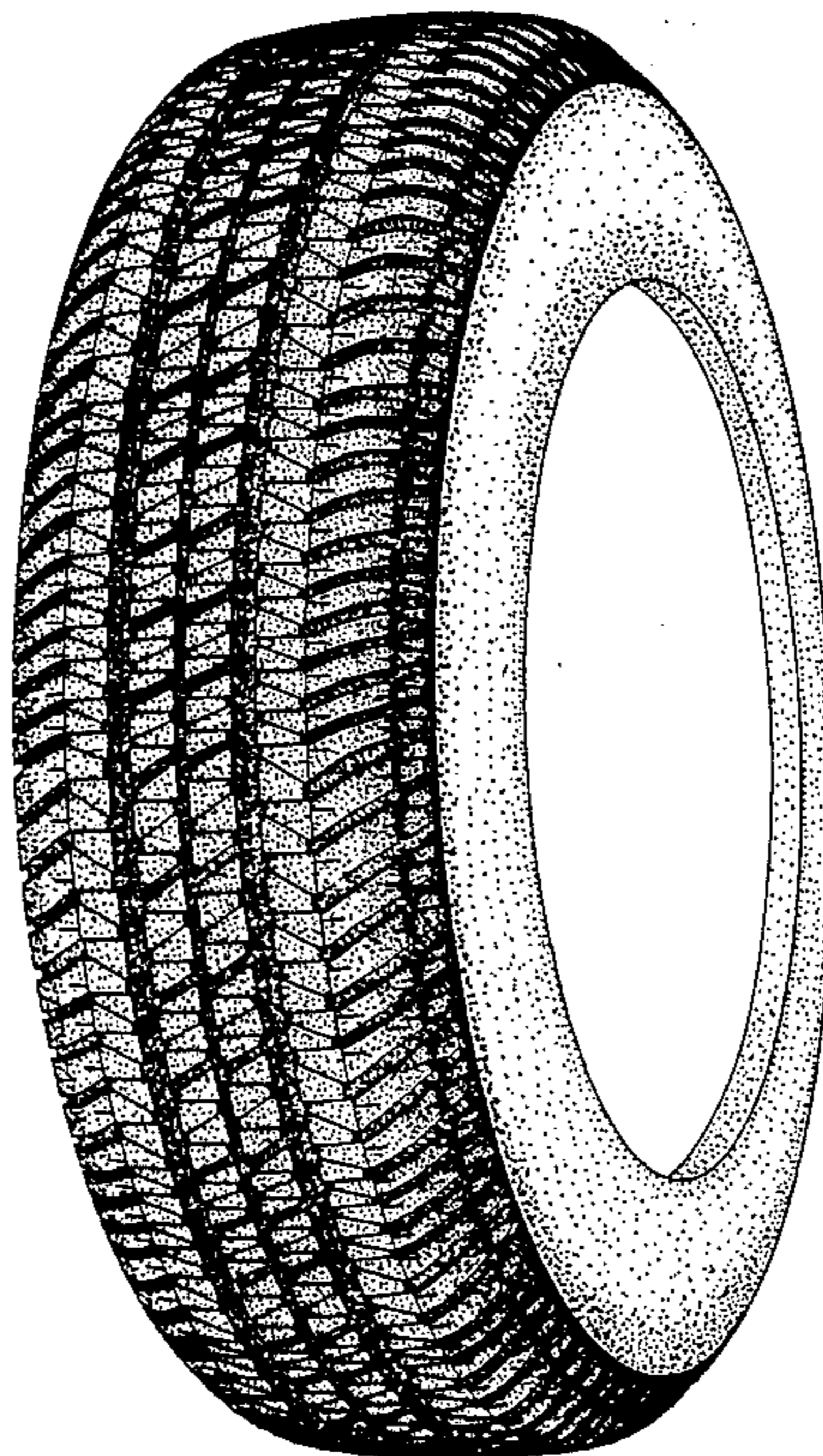
Primary Examiner—James M. Gandy
Attorney, Agent, or Firm—L. R. Drayer

[57] **CLAIM**

The ornamental design for a tire, as shown and described.

DESCRIPTION

FIG. 1 is a perspective view of a tire showing our new design; it being understood that the tread pattern is repeated throughout the circumference of the tire, the opposite side being substantially the same as that shown; FIG. 2 is a front elevational view thereof; FIG. 3 is a side elevational view thereof on a reduced scale; and FIG. 4 is an enlarged fragmentary front elevational view thereof.



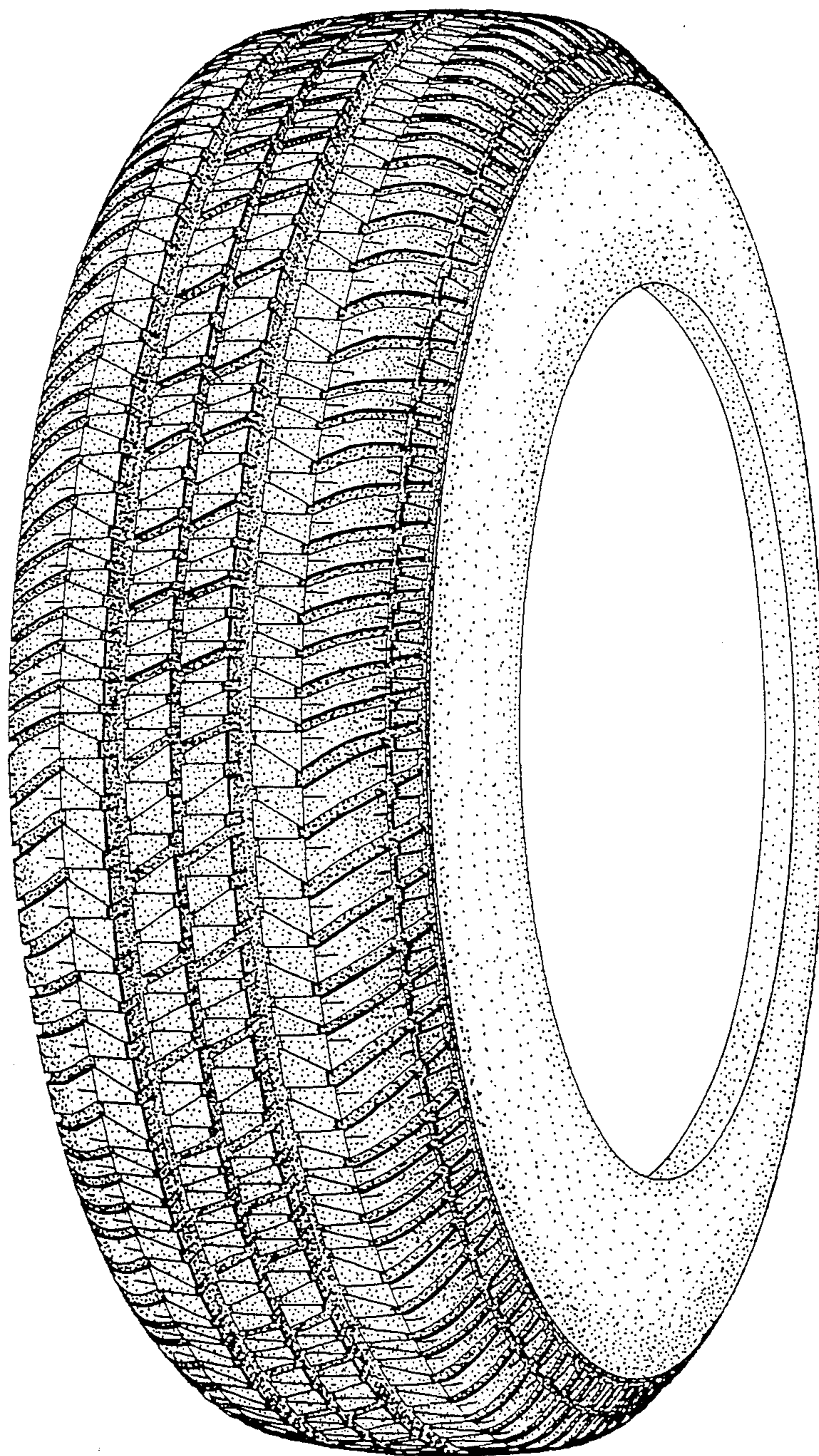


FIG. 1

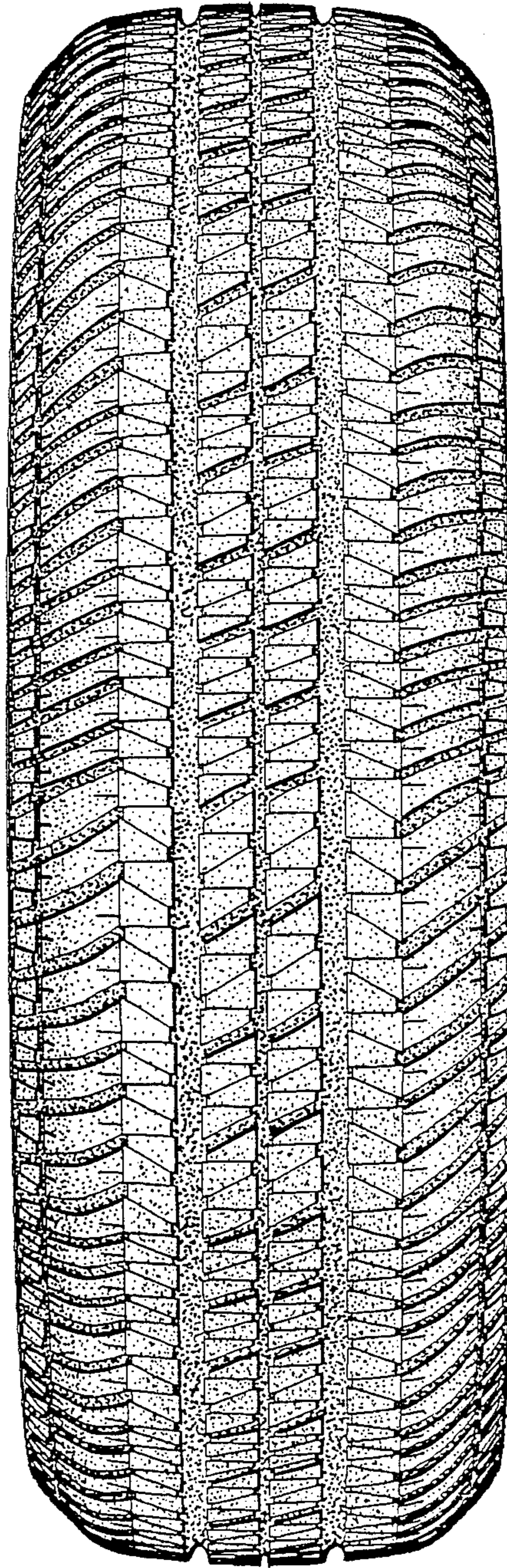


FIG. 2

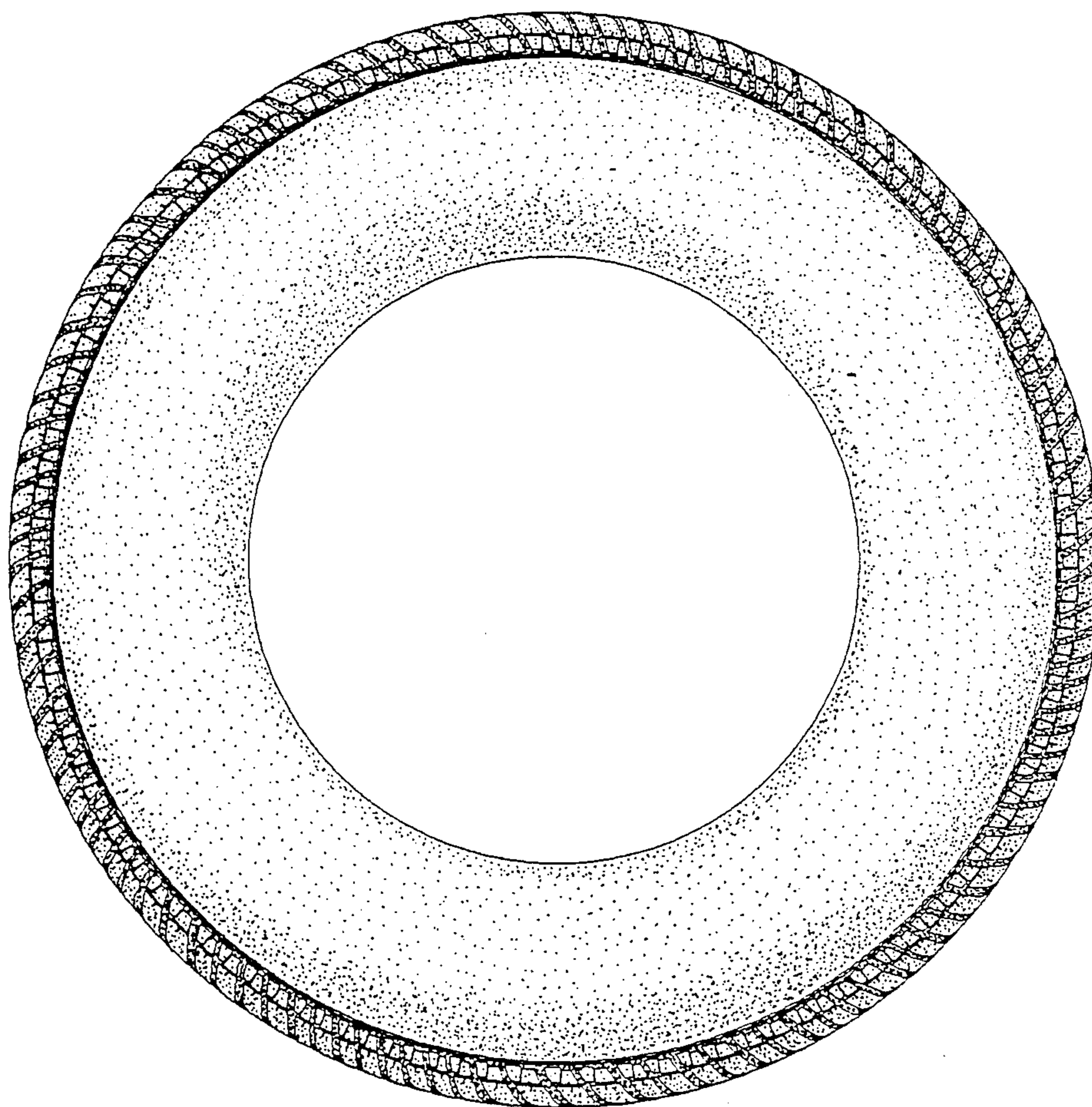


FIG.3




FIG. 4