

[54] **SLIDER PULL TAB FOR SLIDE FASTENER**

[75] **Inventor: Hiroo Minami, Uozu, Japan**

[73] **Assignee: Yoshida Kogyo K. K., Tokyo, Japan**

[**] **Term: 14 Years**

[21] **Appl. No.: 83,964**

[22] **Filed: Aug. 11, 1987**

[30] **Foreign Application Priority Data**

May 1, 1987 [JP] Japan 62-17511
[52] **U.S. Cl.** **D11/221**
[58] **Field of Search** **D11/200, 201, 221;**
24/381, 385, 415, 417, 427-431

[56] **References Cited**

U.S. PATENT DOCUMENTS

D. 93,204 9/1934 Carlile D11/221
D. 123,188 10/1940 Marin D11/221

Primary Examiner—Louis S. Zarfes

Assistant Examiner—R. Seifert

Attorney, Agent, or Firm—Hill, Van Santen, Steadman & Simpson

[57] **CLAIM**

The ornamental design for slider pull tab for slide fastener, as shown and described.

DESCRIPTION

FIG. 1 is a front elevational view of a slider pull tab for slide fastener showing my new design.

FIG. 2 is a top plan view;

FIG. 3 is a bottom plan view;

FIG. 4 is a side elevational view; and

FIG. 5 is a cross-sectional view taken on line 5—5.

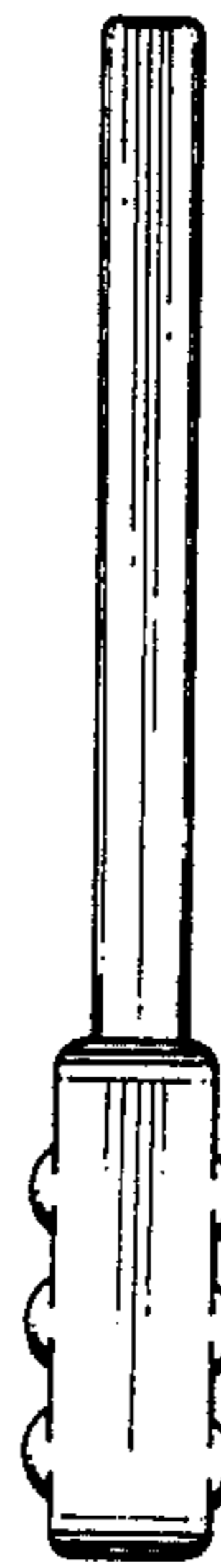
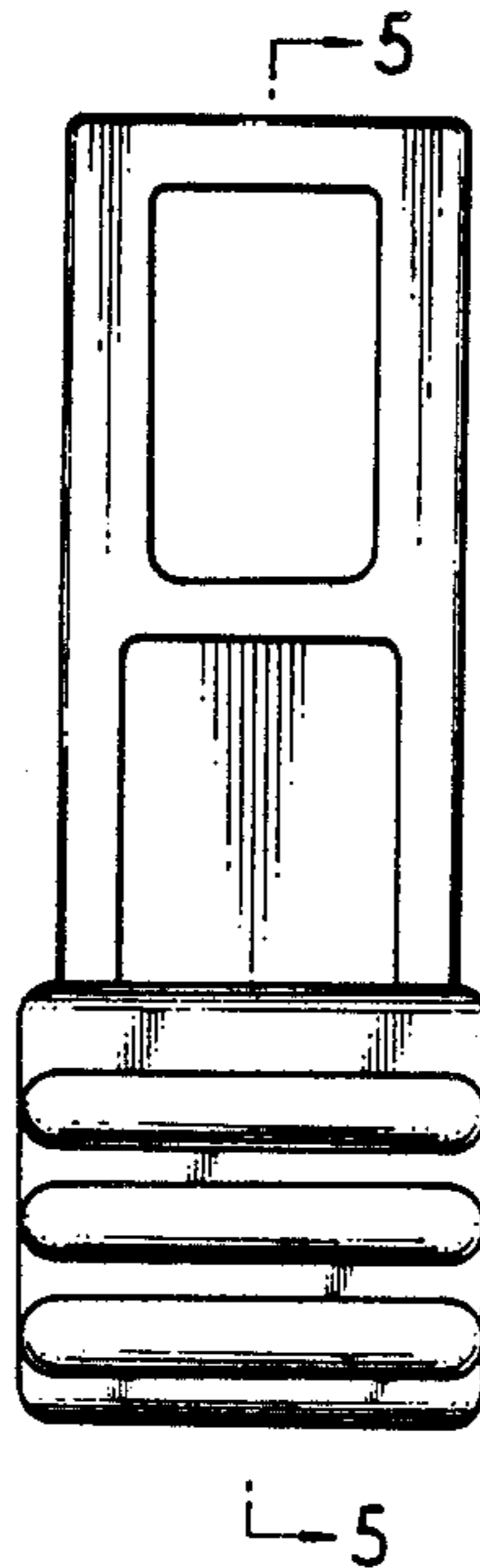


FIG. 1

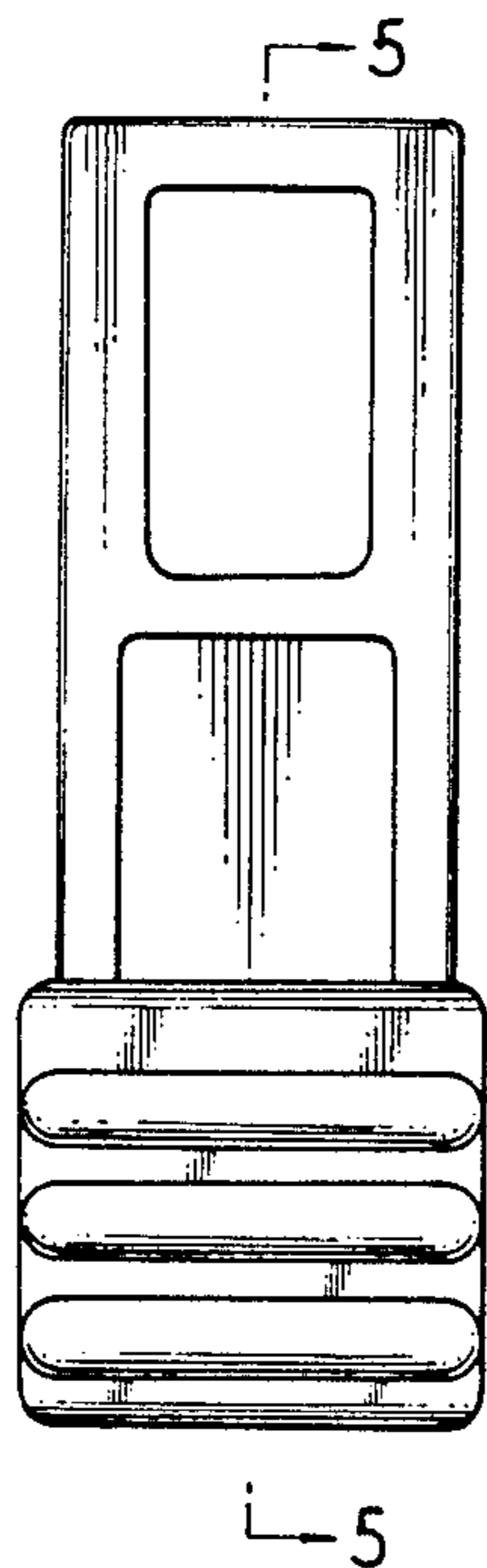


FIG. 4



FIG. 5

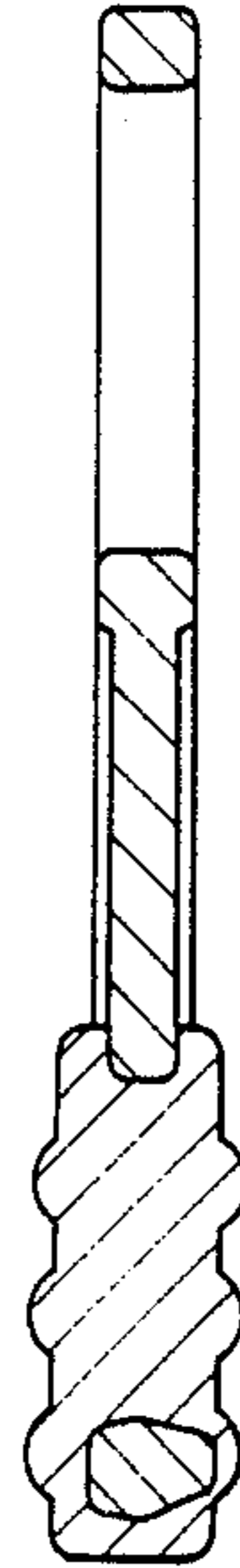


FIG. 2




FIG. 3

