

[54] **SLIDER PULL TAB FOR SLIDE FASTENER**

[75] **Inventor: Hiroo Minami, Uozu, Japan**

[73] **Assignee: Yoshida Kogyo K. K., Tokyo, Japan**

[**] **Term: 14 Years**

[21] **Appl. No.: 83,963**

[22] **Filed: Aug. 11, 1987**

[30] **Foreign Application Priority Data**

May 13, 1987 [JP] Japan 62-18668

[52] **U.S. Cl. D11/221**

[58] **Field of Search D11/200, 201, 221;
24/381, 385, 415, 417, 427-431**

[56] **References Cited**

U.S. PATENT DOCUMENTS

D. 123,188 10/1940 Morin D11/221

D. 291,546 8/1987 Oda D11/221

Primary Examiner—Louis S. Zarfes

Assistant Examiner—R. Seifert

Attorney, Agent, or Firm—Hill, Van Santen, Steadman & Simpson

[57] **CLAIM**

The ornamental design for slider pull tab for slide fastener, as shown and described.

DESCRIPTION

FIG. 1 is a front elevational view of a slider pull tab for slide fasteners showing my new design.

FIG. 2 is a top plan view;

FIG. 3 is a bottom plan view;

FIG. 4 is a right side elevational view;

FIG. 5 is a cross-sectional view taken along the lines 5—5; and

FIG. 6 is a front elevational view, the broken line showing of a slider fastener is for illustrative purposes only and forms no part of the claimed design.

FIG. 7 is a view showing the use of the article.

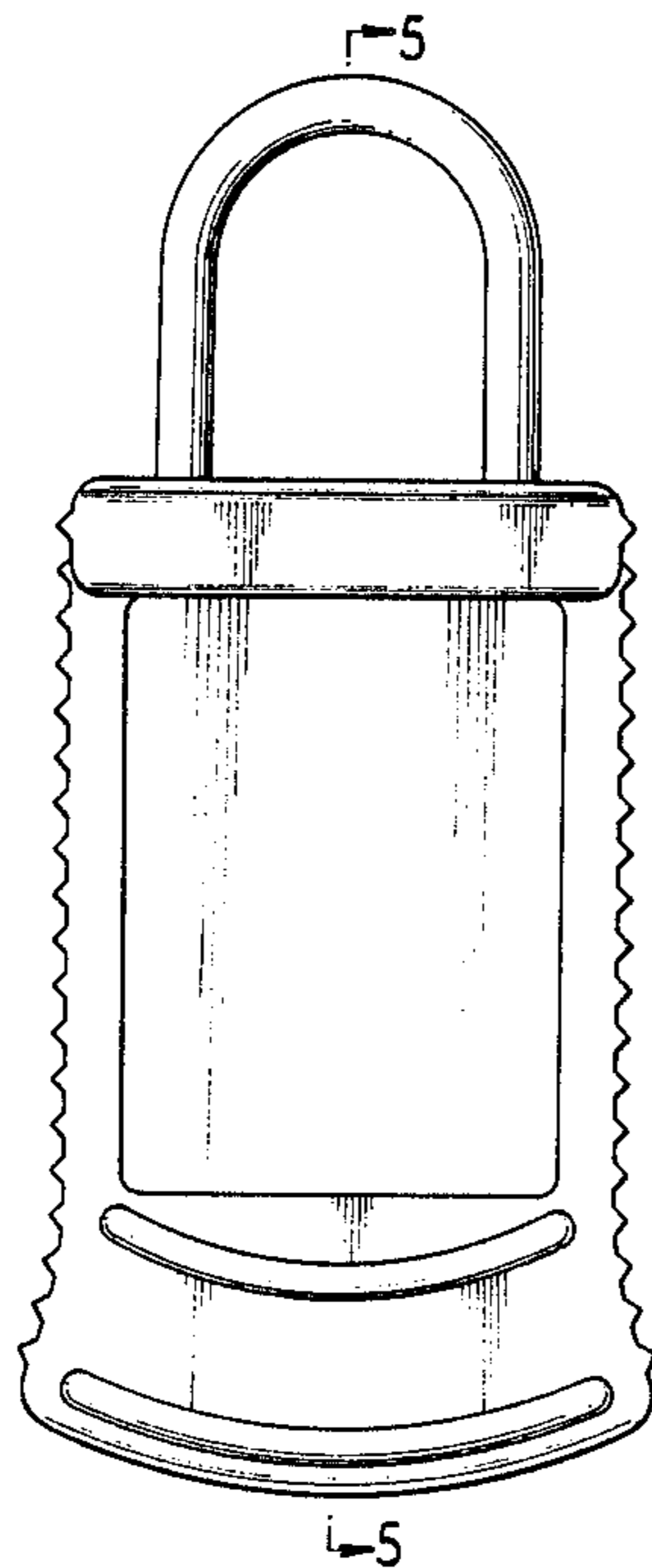


FIG. 1

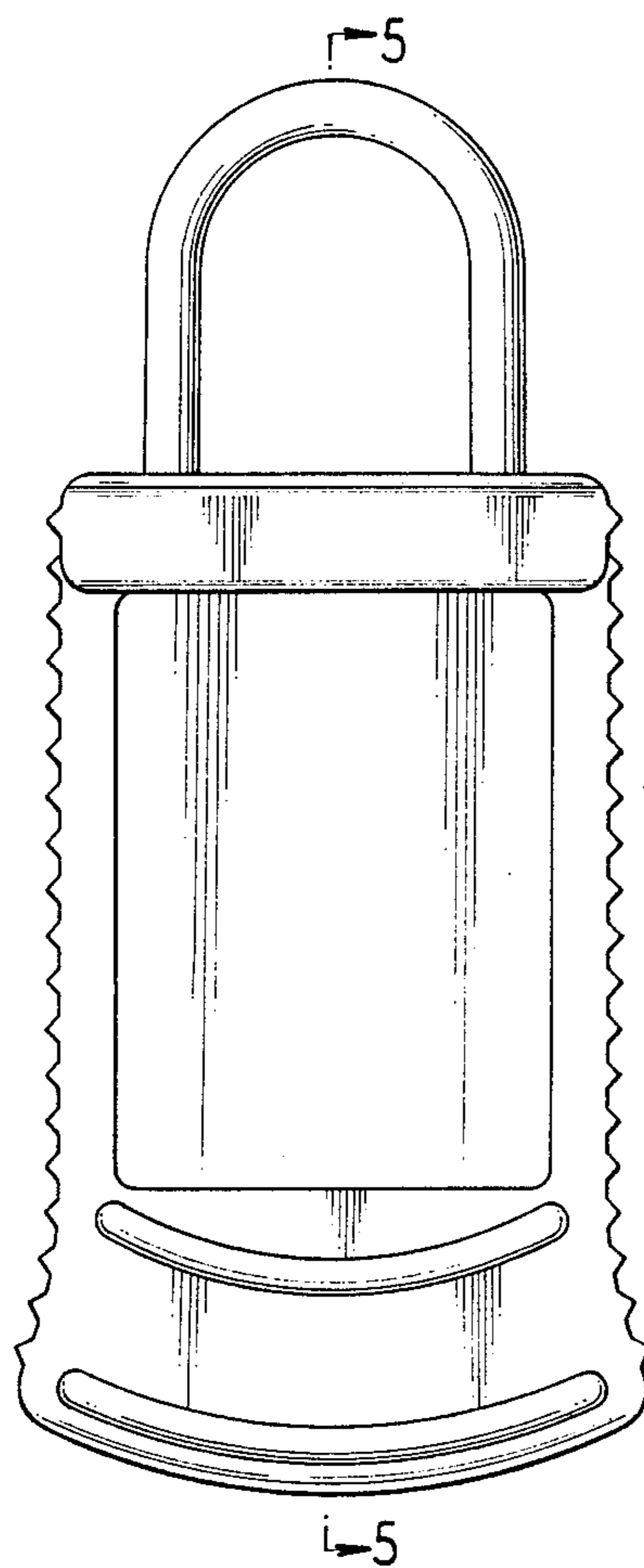


FIG. 4




FIG. 2




FIG. 3




FIG. 6

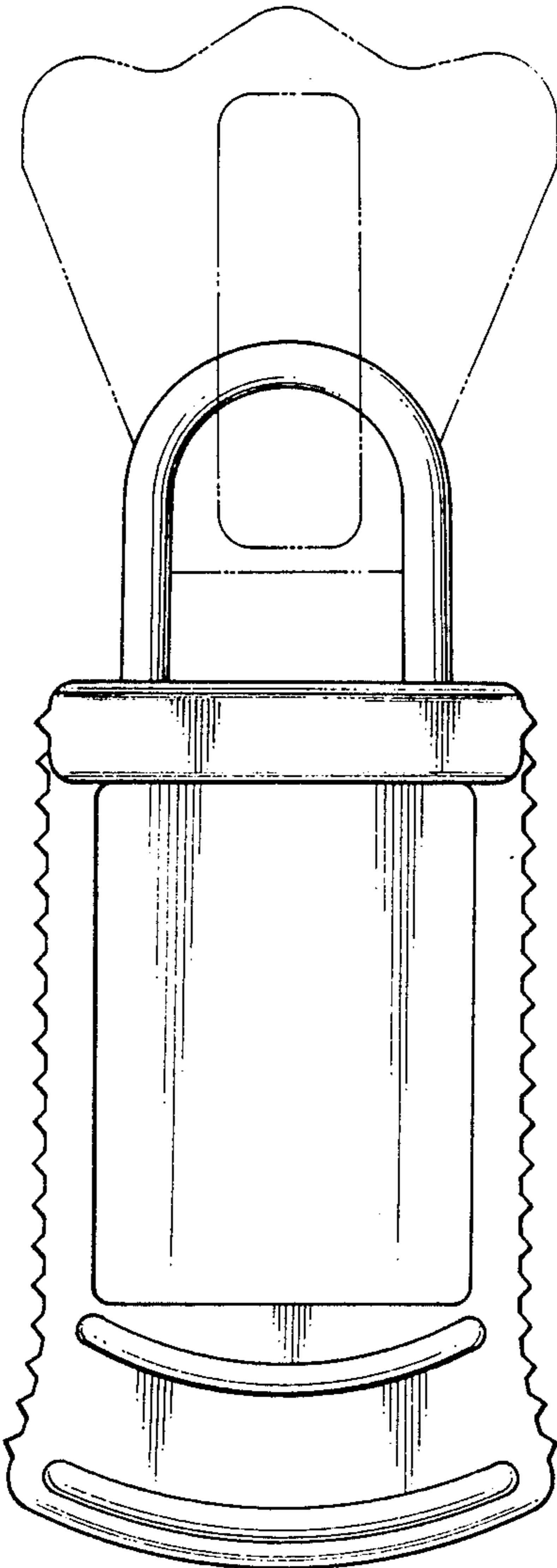


FIG. 5

