

[54] **COMBINED WRISTWATCH AND CALCULATOR**

[75] **Inventor: Wai M. Kai, Kowloon, Hong Kong**

[73] **Assignee: Fushiba Electronic (China) Development Co., Hong Kong**

[**] **Term: 14 Years**

[21] **Appl. No.: 886,563**

[22] **Filed: Jul. 17, 1986**

[52] **U.S. Cl. D10/31; D10/32; D10/39**

[58] **Field of Search D10/1-39, D10/122-128; 368/10, 11, 239-242, 276-277, 280-282, 285, 223, 228, 232**

[56] **References Cited**

U.S. PATENT DOCUMENTS

D. 163,378	5/1951	Gibbons	D10/31
D. 278,605	4/1985	Didisheim	D10/39
D. 279,081	6/1985	Suzuki	D10/38
D. 279,172	6/1985	Hysek	D10/39 X
D. 285,662	9/1986	Kano	D10/39
D. 289,502	4/1987	Woomer	D10/38 X
D. 295,729	5/1988	Suzuki	D10/39
D. 296,676	7/1988	Sakuai	D10/39

4,444,513	4/1984	Proellochs	368/223
4,508,459	4/1985	Hashimoto	368/277 X

FOREIGN PATENT DOCUMENTS

0052880	3/1982	Japan	368/223
---------	--------	-------------	---------

OTHER PUBLICATIONS

Hong Kong Enterprises-1/82-p. 250-Calculator. Watch at top-left.

Merchandising-3/82-p. 5-Dig. Calc. Watch near top-left and middle-right.

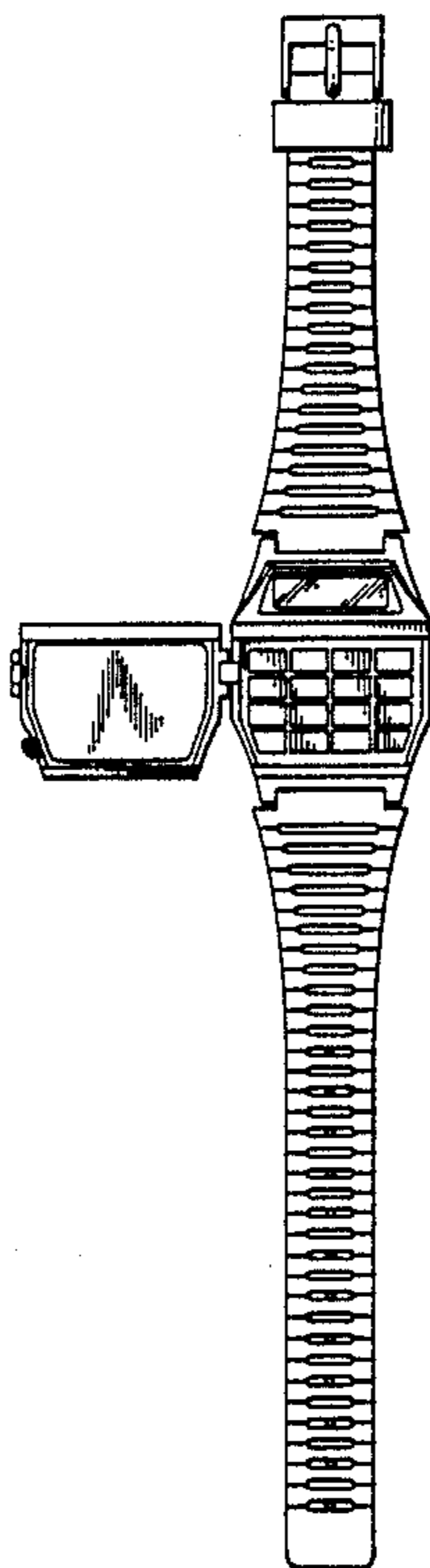
Primary Examiner—Nelson C. Holtje

[57] **CLAIM**

The ornamental design for a combined wristwatch and calculator, as shown and described.

DESCRIPTION

FIG. 1 is a top plan view of a combined wristwatch and calculator showing my new design, the rear being substantially plain and unornamented;
 FIG. 2 is a right side elevational view thereof; the left side being substantially similar thereof;
 FIG. 3 is a top plan view thereof with the watch in an open position;
 FIG. 4 is a cross-sectional view thereof as taken from line X—X of FIG. 1.



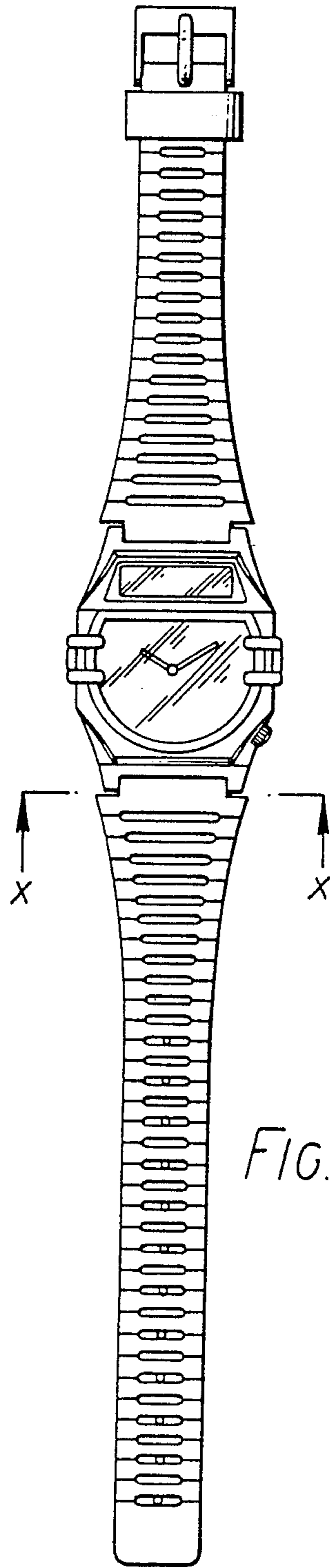


FIG. 1

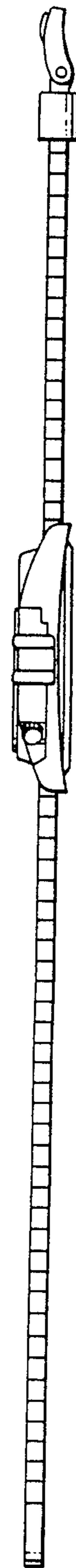


FIG. 2

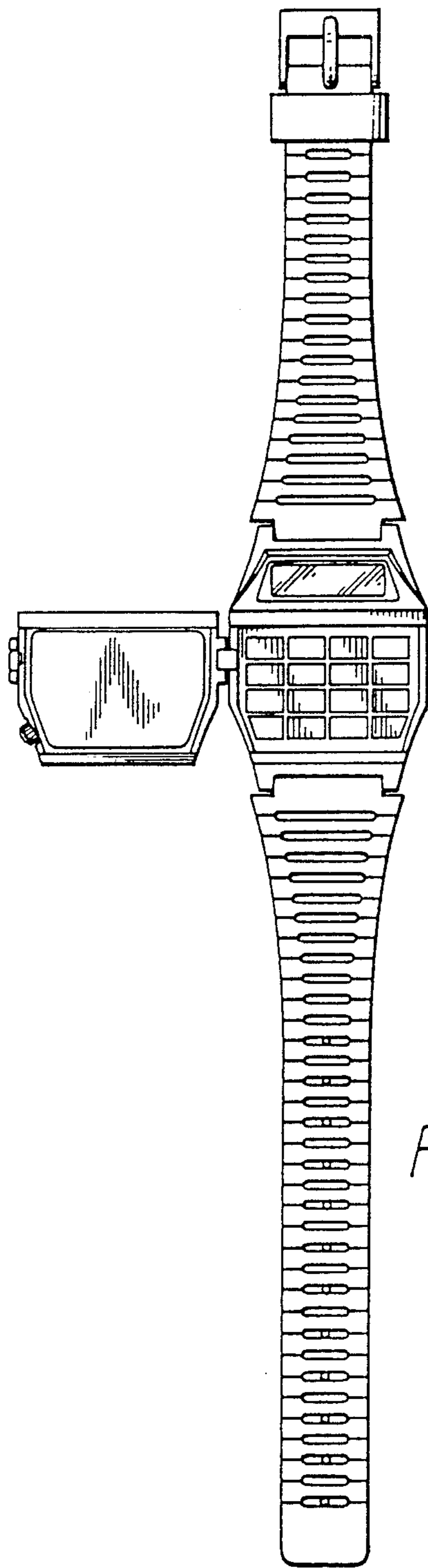


FIG. 3

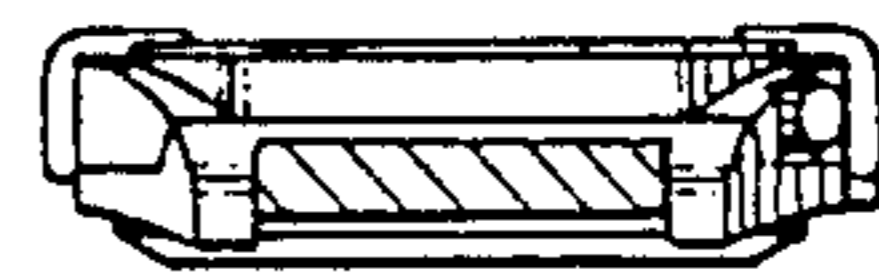


FIG. 4