

- [54] HANGER UNIT FOR CABLE OR SIMILAR ARTICLES
- [76] Inventor: William J. B. Jacobs, P.O. Box 149, Sylvester, W. Va. 25193
- [**] Term: 14 Years
- [21] Appl. No.: 846,988
- [22] Filed: Mar. 26, 1986
- [52] U.S. Cl. D8/372
- [58] Field of Search D8/367, 370; 248/339, 248/340, 343

[56] References Cited

U.S. PATENT DOCUMENTS

D. 293,059	12/1987	Wells	D12/317 X
D. 293,902	1/1988	Mosser	D12/147
D. 295,617	5/1988	Sedlock	D12/147
702,858	6/1902	Hendricks et al.	182/6
907,076	12/1908	Medart	248/343
1,098,223	5/1914	Brown	182/6 X
1,775,736	9/1930	Rose	182/6
1,790,065	1/1931	McKeegan, Jr.	248/339
2,166,809	7/1939	Frankel	182/6
2,232,094	2/1941	Canfield	248/339
2,252,998	8/1941	Wachtel	182/6
2,565,978	8/1951	Meriwether	248/339
3,614,046	10/1971	Lehman	248/343

FOREIGN PATENT DOCUMENTS

525426 1/1954 Belgium 182/6

OTHER PUBLICATIONS

Encyclopedia of Knots, et al., by Graumont & Hensel, ©1939, 1949; at p. 97, FIG. 125; at Plate 96; FIGS. 121, 124; Plate 95, FIGS. 116, 118; Plate 93, FIGS. 107, 108. Grammes Metal Products, Catalog #66, 1941; at p. 40; Hook #30963; at p. 41, Hook #2469 & #33421. Corbin Corp., Catalog #82, at p. 369; Campbell "S" Hooks.

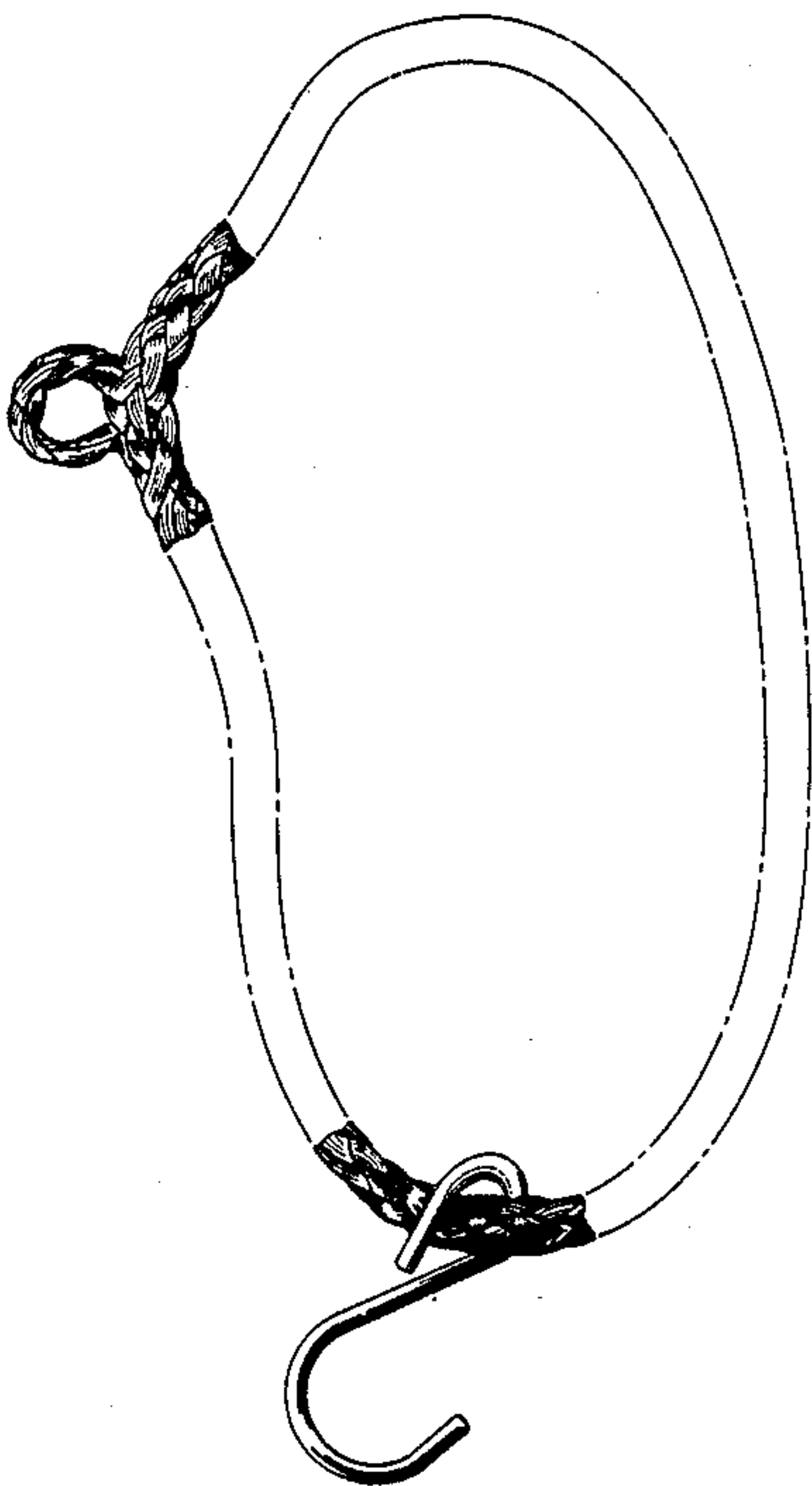
Primary Examiner—Horace B. Fay, Jr.
Attorney, Agent, or Firm—Richard C. Litman

[57] CLAIM

The ornamental design for a hanger unit for cable or similar articles.

DESCRIPTION

FIG. 1 is a perspective view of a hanger unit for cable or similar articles showing my new design, it being understood that the fiber pattern is repeated throughout the circumference of the fiber hanger, as shown schematically by solid lines, the opposite side being substantially a mirror image of that shown; FIGS. 2 and 3 are respectively left side and bottom perspective views of the hanger unit, it being understood that the fiber pattern as shown is repeated throughout the circumference of the fiber hanger.



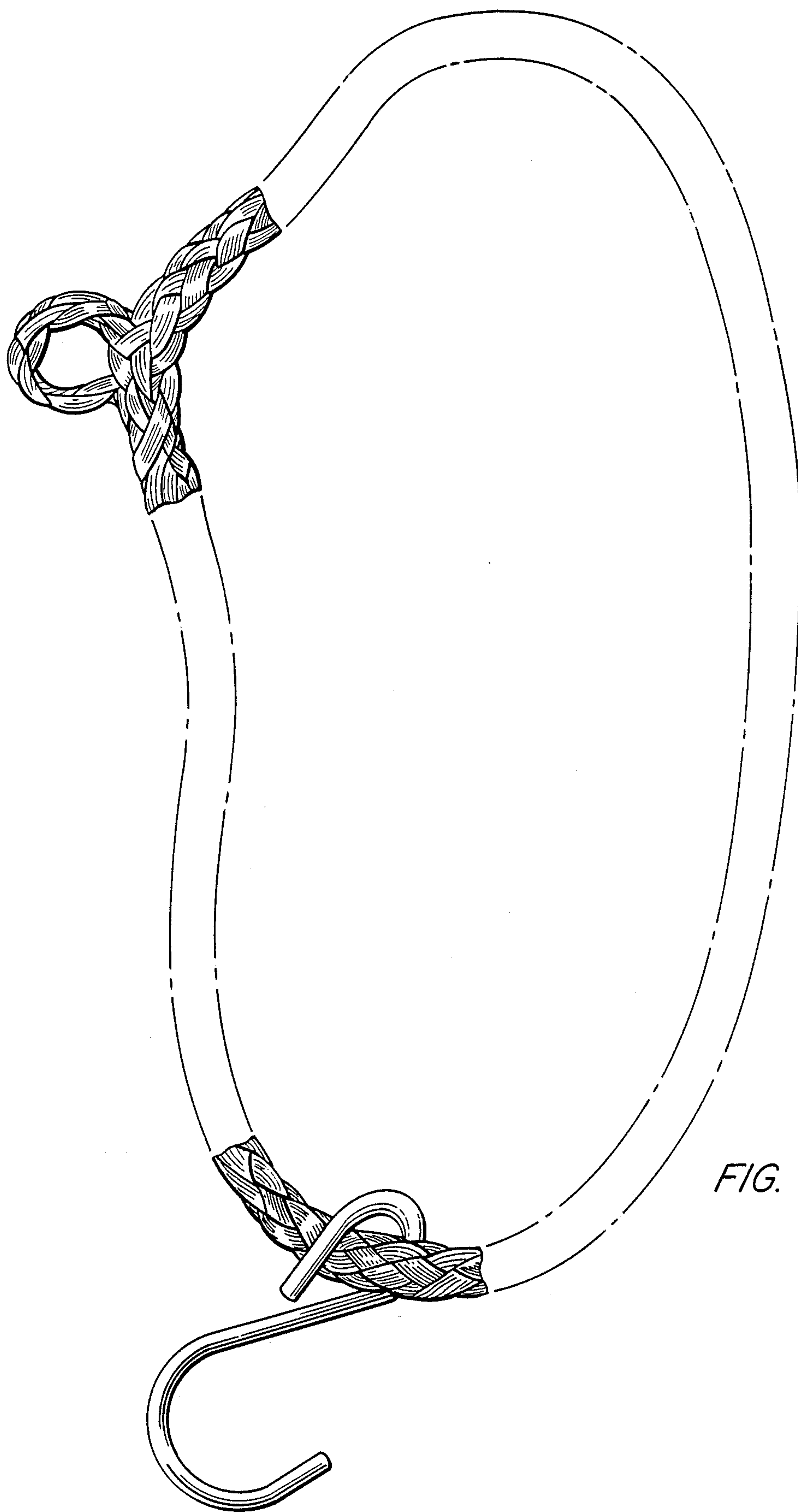


FIG. 1

UNITED STATES PATENT AND TRADEMARK OFFICE
CERTIFICATE OF CORRECTION

PATENT NO. : Des 303,493
DATED : September 19, 1989
INVENTOR(S) : William J.B. Jacobs

Page 1 of 2


It is certified that error appears in the above-identified patent and that said Letters Patent is hereby corrected as shown below:

Please add the drawing figures 2 and 3 per attached sheets.

Signed and Sealed this

Twenty-sixth Day of March, 2002

Attest:

A handwritten signature in black ink, appearing to read "James E. Rogan", with a horizontal line drawn underneath it.

Attesting Officer

JAMES E. ROGAN
Director of the United States Patent and Trademark Office

U.S. Patent

Sep. 19, 1989

Des 303,493

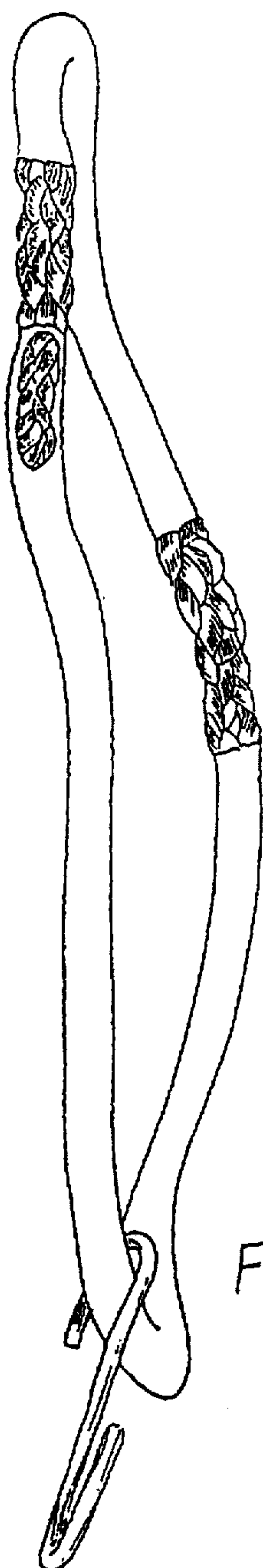


FIG. 2



FIG. 3