

[54] **KNIFE**

[76] **Inventor: John M. Giordano, 729 E. Sparrow Rd., Virginia Beach, Va. 23464**

[**] **Term: 14 Years**

[21] **Appl. No.: 884,276**

[22] **Filed: Jul. 10, 1986**

[52] **U.S. Cl. D22/118**

[58] **Field of Search D22/118; 30/185, 186, 30/187, 315, 340, 165, 181; D7/151; D8/98**

[56] **References Cited**

U.S. PATENT DOCUMENTS

- D. 140,397 2/1945 Waterman D22/118
- D. 169,797 6/1953 Wallace D22/118
- D. 178,988 10/1956 Doherty D22/118
- D. 220,930 6/1971 Arlett D22/118
- D. 229,662 12/1973 Friedman D22/118 X
- 4,622,707 11/1986 Finn D22/118 X

Primary Examiner—A. Hugo Word

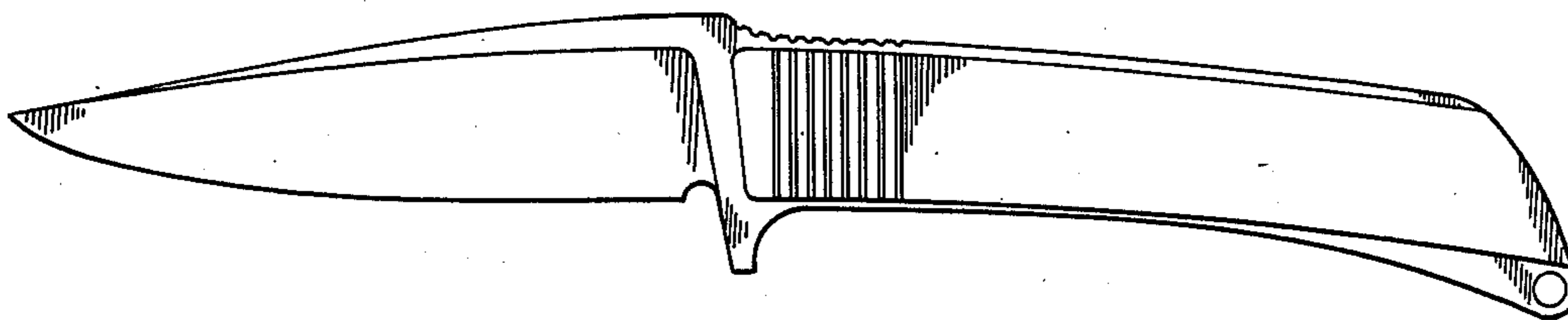
Attorney, Agent, or Firm—Salter & Michaelson

[57] **CLAIM**

The ornamental design for a knife, as shown and described.

DESCRIPTION

FIG. 1 is a side elevational of a knife showing my new design;
 FIG. 2 is a top plan view thereof;
 FIG. 3 is a bottom plan view thereof;
 FIG. 4 is an elevational view of the right end of FIG. 1;
 FIG. 5 is an elevational view of the left end of FIG. 1;
 FIG. 6 is a side elevational view of a modified form of a knife embodying my new design;
 FIG. 7 is a further modified form of a knife embodying my new design shown in a side elevational view thereof;
 FIG. 8 is a further modified form of a knife embodying my new design shown in a side elevational view thereof;
 FIG. 9 is a still further modified form of a knife embodying my new design shown in a side elevational view thereof.






FIG. 2

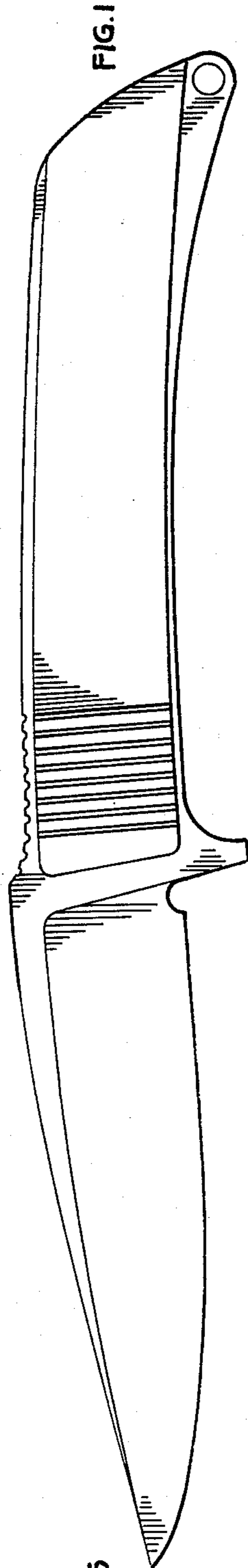


FIG. 1

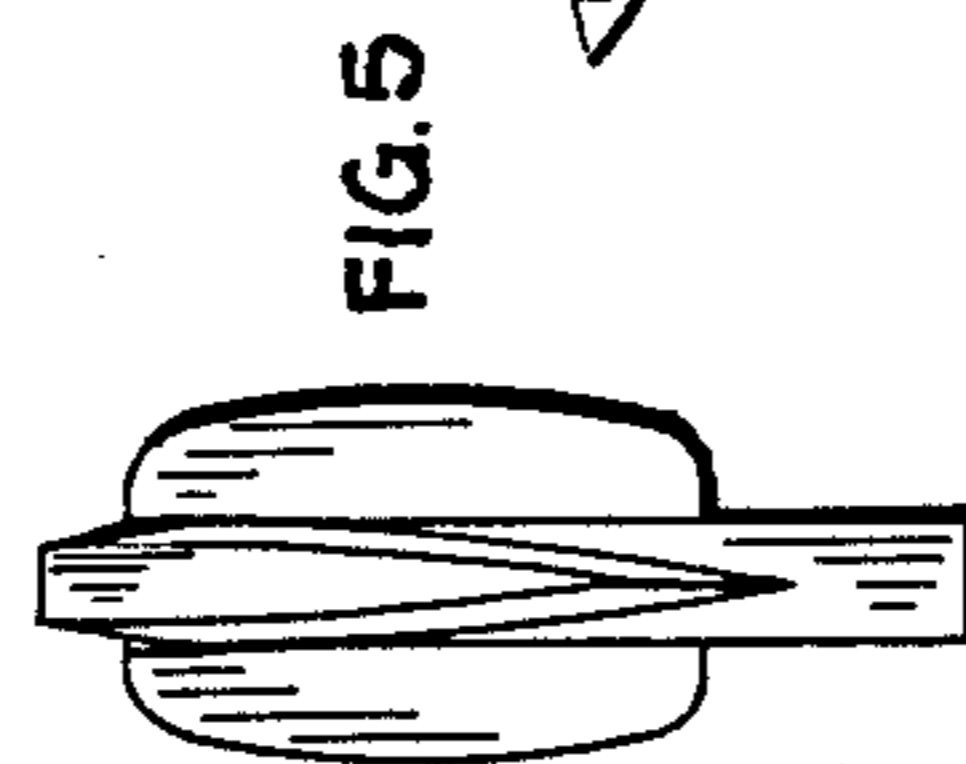


FIG. 5

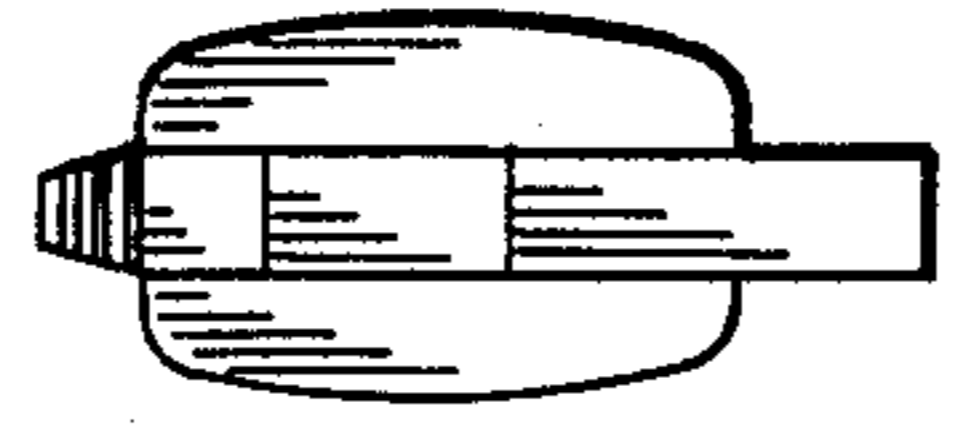


FIG. 4

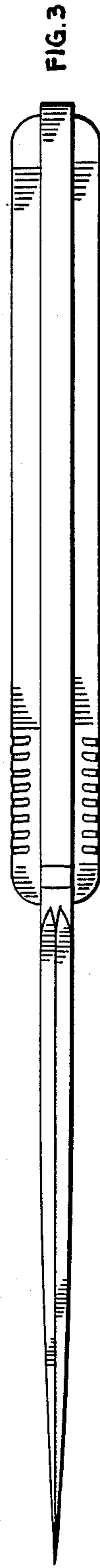


FIG. 3

FIG. 6

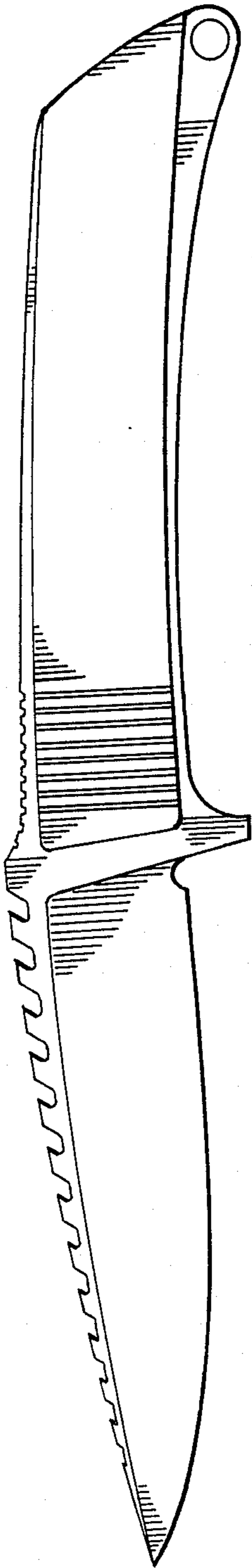


FIG. 7

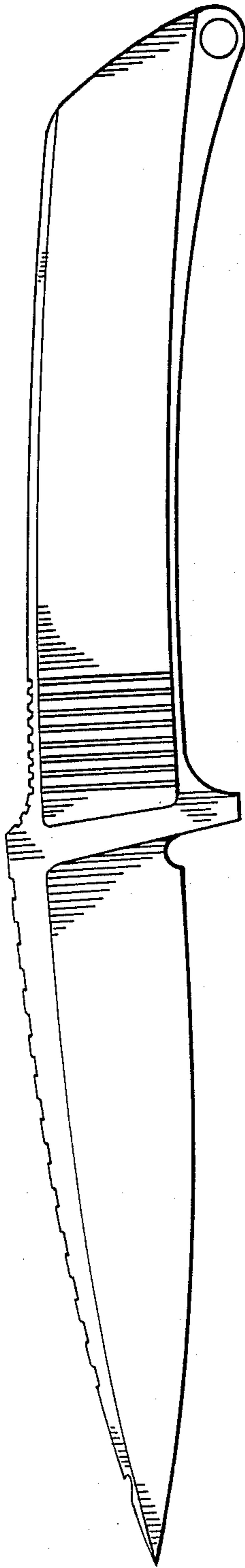


FIG. 8

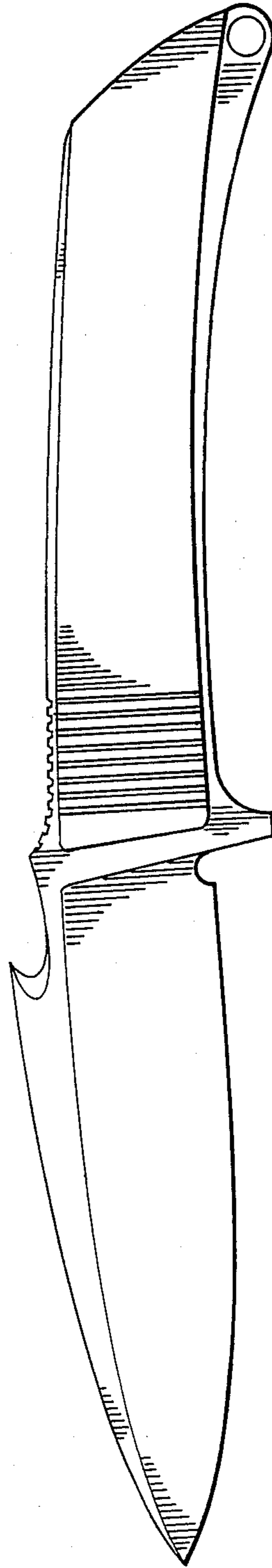


FIG. 9

