

[54] CARD HOLDER FOR WINDOW DISPLAY

4,240,543 12/1980 McKee 40/661

[76] Inventor: Garland T. Barcom, 7701 W. 12th, Kennewick, Wash. 99336

FOREIGN PATENT DOCUMENTS

529521 6/1957 Belgium 40/649

[**] Term: 14 Years

Primary Examiner—James M. Gandy
Assistant Examiner—Lisa Lichtenstein
Attorney, Agent, or Firm—Wells, St. John & Roberts

[21] Appl. No.: 886,750

[22] Filed: Jul. 18, 1986

[52] U.S. Cl. D20/43

[58] Field of Search D20/10, 40, 42, 43;
40/336, 337, 338, 339, 490, 493, 584, 591, 594,
597, 600, 611, 642, 643, 644, 649, 650, 651, 658,
661; 211/96, 168, 47, 48

[57] CLAIM

The ornamental design for a card holder for window display, as shown and described.

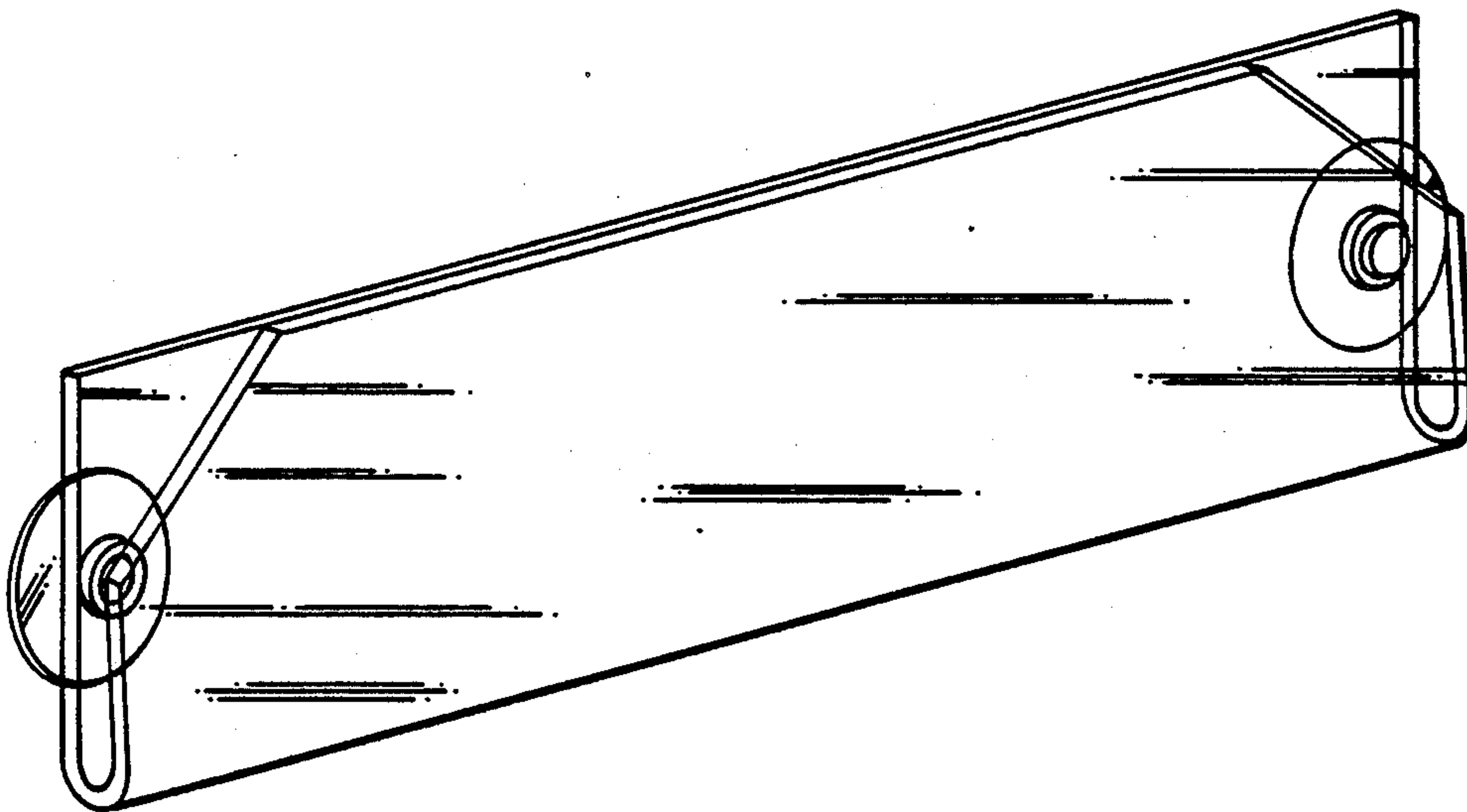
[56] References Cited

U.S. PATENT DOCUMENTS

| | | | | |
|------------|---------|----------------|-------|--------|
| D. 206,786 | 1/1967 | McCormick | | D20/43 |
| D. 249,766 | 10/1978 | Munn | | D20/43 |
| D. 258,297 | 2/1981 | Pittman et al. | | D20/42 |
| 1,840,763 | 1/1932 | Benchley | | 40/651 |
| 3,914,890 | 10/1975 | Behlen, Jr. | | 40/597 |

DESCRIPTION

FIG. 1 is a rear perspective view of a card holder for window display showing my new design;
FIG. 2 is a top plan view thereof;
FIG. 3 is a bottom plan view thereof;
FIG. 4 is a rear elevation view thereof;
FIG. 5 is a front elevation view thereof; and
FIG. 6 is an end elevation view thereof, the opposite end being substantially a mirror image of that shown.



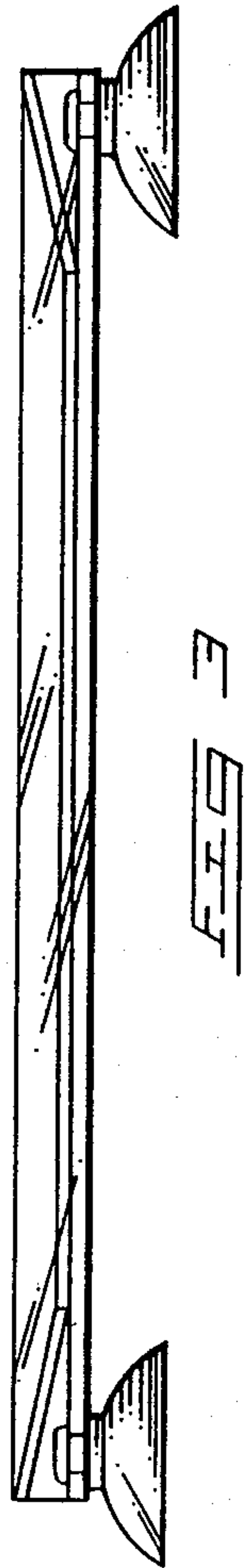

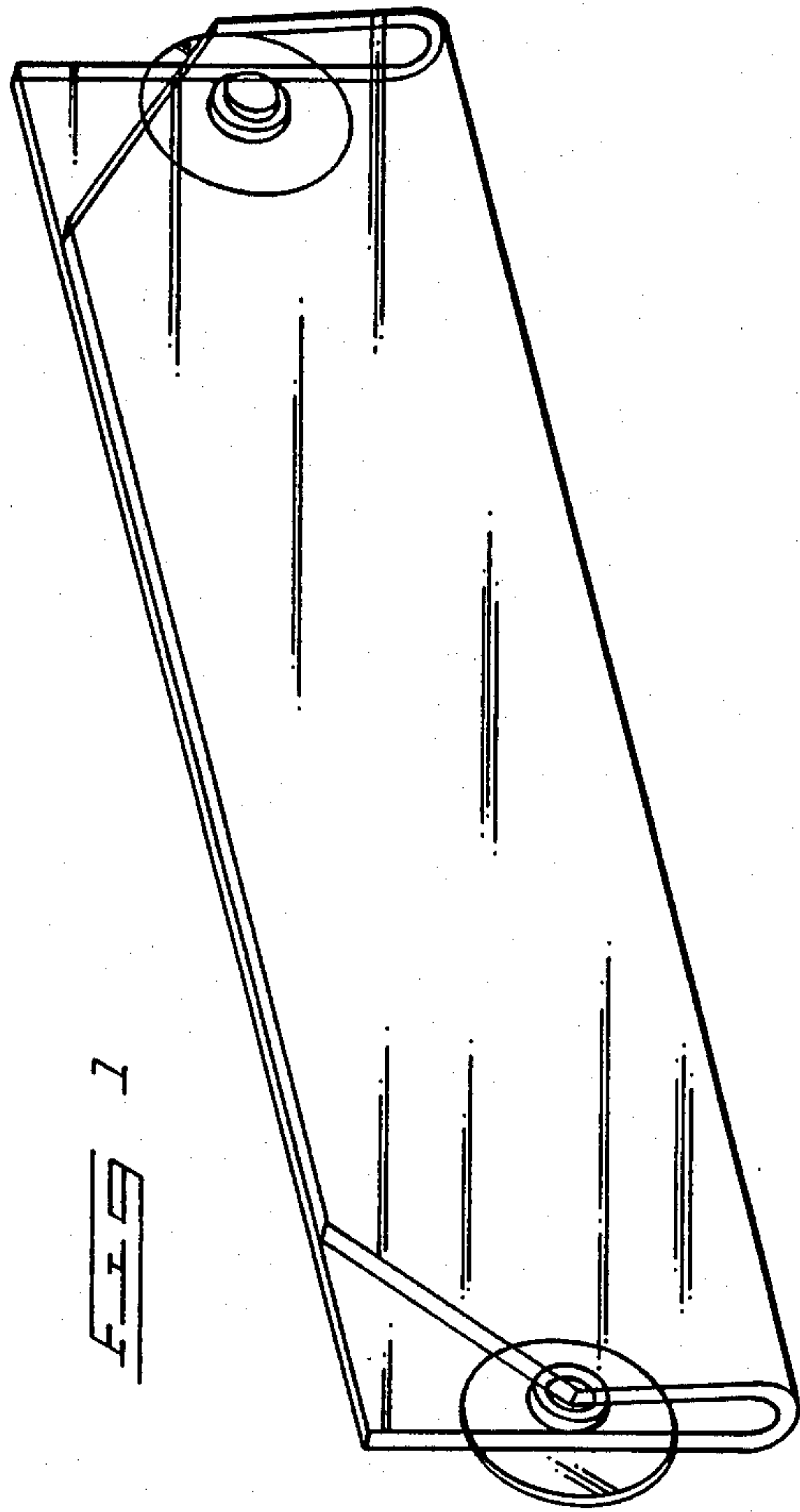


FIG 4




FIG 5

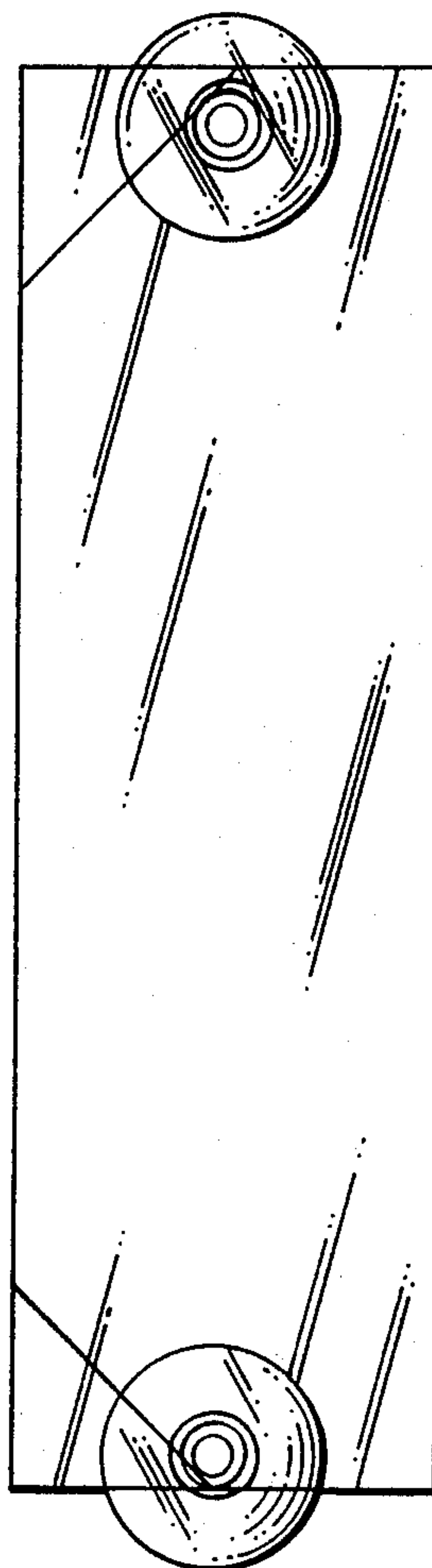


FIG 6