

United States Patent [19]

Tsukada et al.

[11] Patent Number: **Des. 303,395**

[45] Date of Patent: **** Sep. 12, 1989**

[54] **CASH REGISTER**

[75] Inventors: **Akira Tsukada; Tatsumi Wada**, both of Osaka, Japan

[73] Assignee: **Sharp Kabushiki Kaisha**, Osaka, Japan

[**] Term: **14 Years**

[21] Appl. No.: **138,680**

[22] Filed: **Dec. 28, 1987**

[30] **Foreign Application Priority Data**

Jul. 3, 1987 [JP] Japan 62-27281

[52] U.S. Cl. **D18/4**

[58] Field of Search **D18/2-5;**
235/1 D, 7 R, 380-383; 364/404, 405

[56] **References Cited**

U.S. PATENT DOCUMENTS

D. 234,266	2/1975	Merino et al.	D18/4
D. 261,003	9/1981	Jinbo et al.	D18/4
D. 269,441	6/1983	Matsuda et al.	D18/4
D. 276,919	12/1984	Sakamoto et al.	D18/4
D. 277,107	1/1985	Sakamoto et al.	D18/4

4,084,238	4/1978	Masuo	364/405
4,213,179	7/1980	Hamano et al.	364/405
4,276,598	6/1981	Inoue	364/405
4,312,037	1/1982	Yamakita	364/405

OTHER PUBLICATIONS

Office Products, Jan. 1979, p. 5.
Office Products Dealer, Jul. 1981, p. 4.
Office Products Dealer, Feb. 1982, p. 5.
Design 440, Aug. 1985, p. 46.

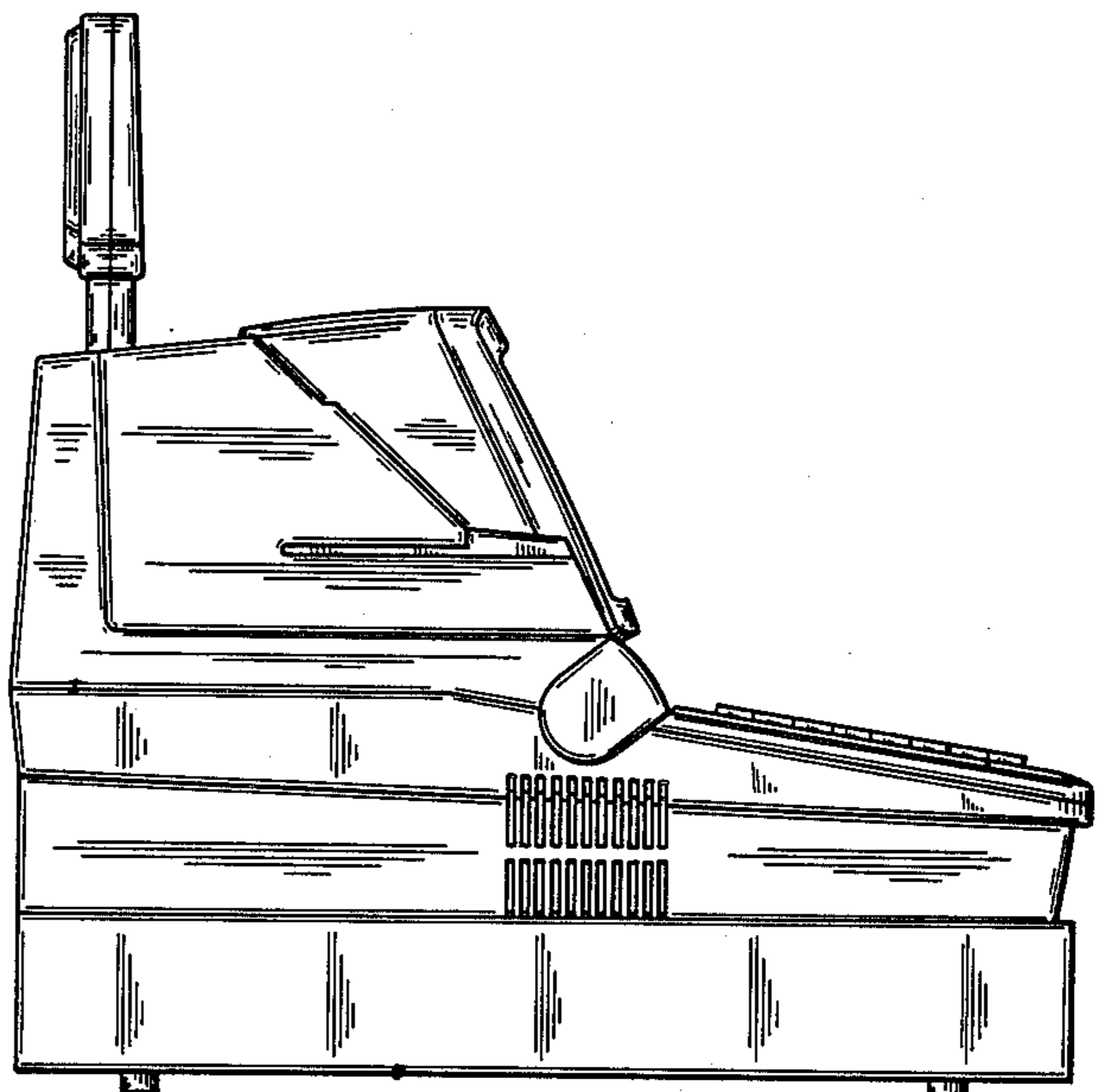

Primary Examiner—James R. Largen
Attorney, Agent, or Firm—Flehr, Hohbach, Test, Albritton & Herbert


[57] **CLAIM**

The ornamental design for a cash register, as shown and described.

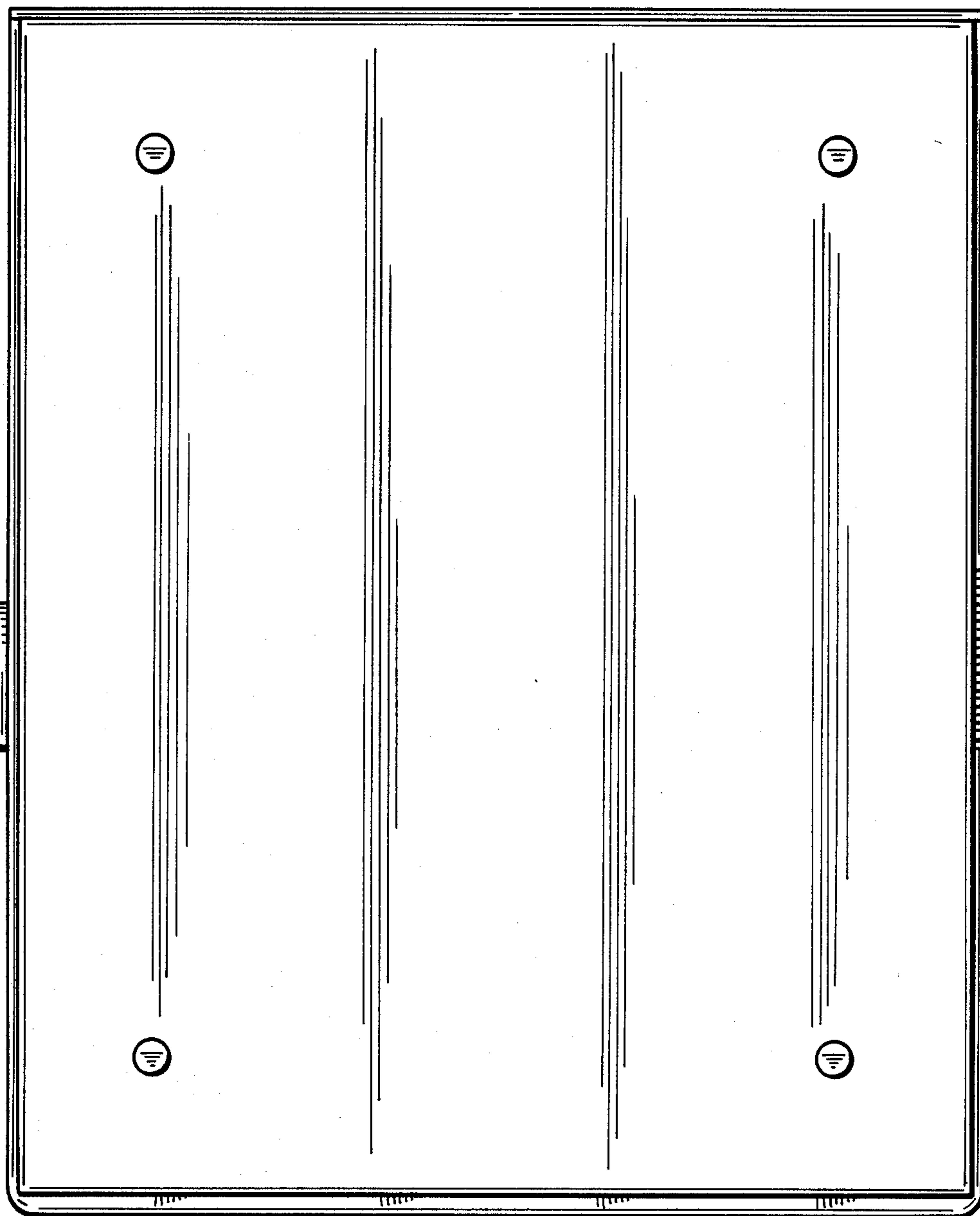
DESCRIPTION

FIG. 1 is a top plan view of the cash register showing our new design;
FIG. 2 is a bottom plan view thereof;
FIG. 3 is a front elevational view thereof;
FIG. 4 is a rear elevational view thereof;
FIG. 5 is a right side elevational view thereof; and
FIG. 6 is a left side elevational view thereof.







FIG_1



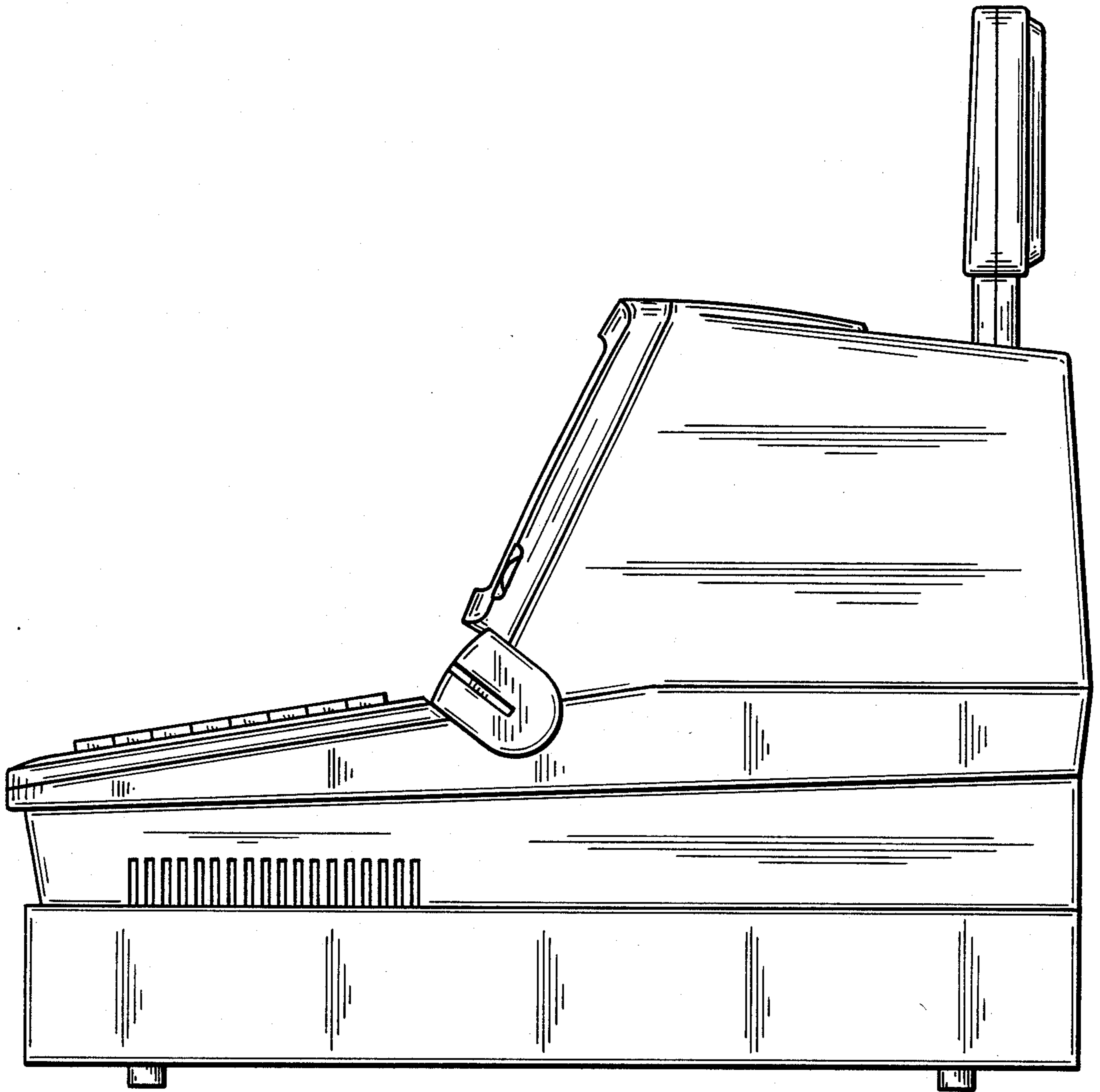
FIG_2



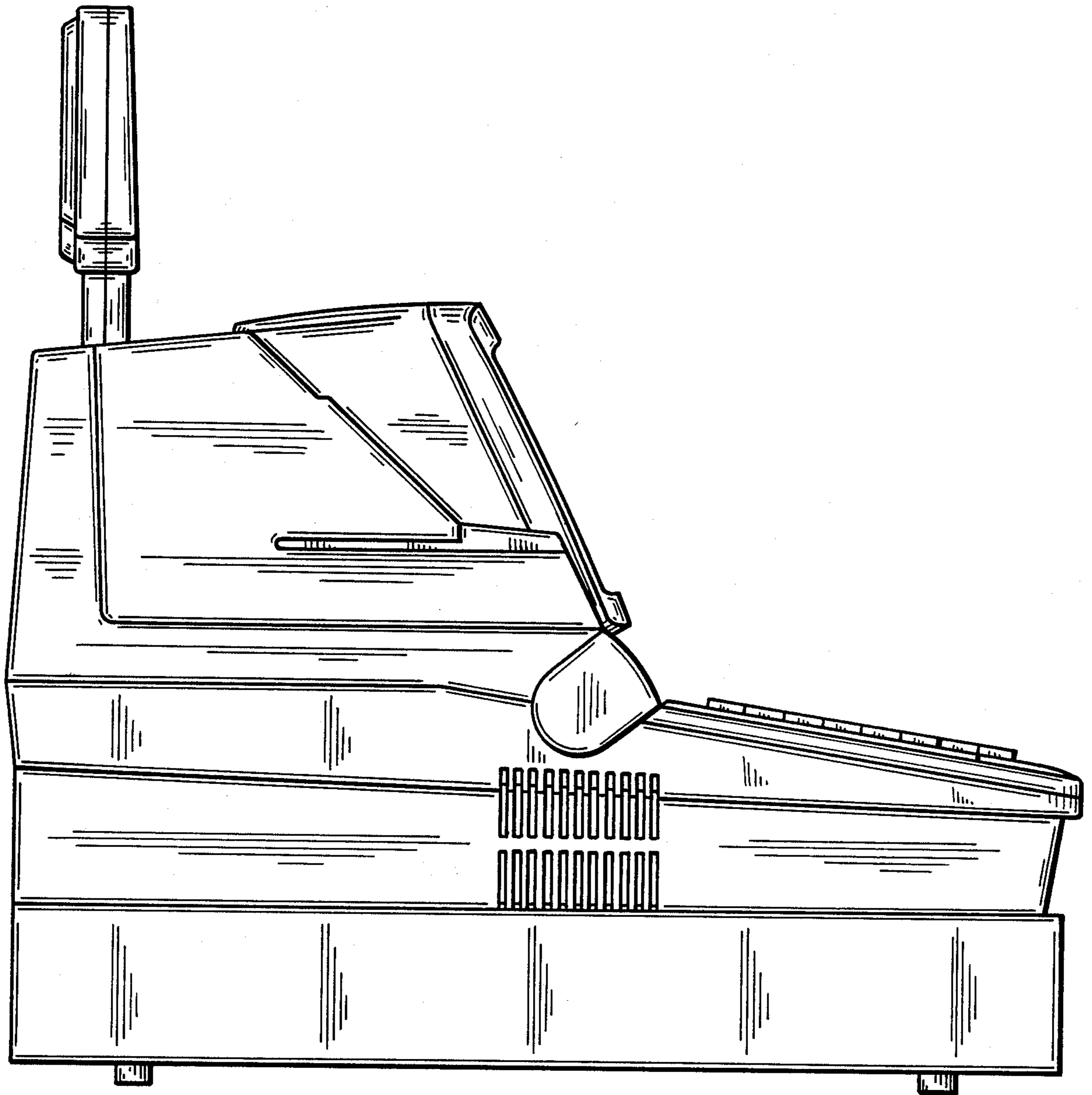
FIG_3



FIG_4



FIG_5



FIG_6