

[54] TELEPHONE SET

[75] Inventor: Masaaki Iino, Yokohama, Japan

[73] Assignee: Kabushiki Kaisha Toshiba, Kanagawa, Japan

[**] Term: 14 Years

[21] Appl. No.: 163,416

[22] Filed: Mar. 3, 1988

[30] Foreign Application Priority Data

Sep. 4, 1987 [JP] Japan 62-35974

[52] U.S. Cl. D14/142; D14/151; D14/149

[58] Field of Search D14/248, 140, 142, 149, D14/151; 379/419, 420, 428, 433, 434, 435, 436, 440

[56] References Cited

U.S. PATENT DOCUMENTS

- D. 251,844 5/1979 Krämer D14/151
- D. 279,004 5/1985 Ryan D14/248
- D. 288,442 2/1987 Brown D14/248
- D. 288,809 3/1987 Asaki et al. D14/151
- D. 291,565 8/1987 Okuda D14/151
- D. 293,103 12/1987 Gauffin et al. D14/151
- D. 293,571 1/1988 Büchin D14/151
- D. 294,248 2/1988 Richter et al. D14/151
- D. 295,406 4/1988 Dunstall D14/151

- D. 296,890 7/1988 Wu D14/151
- D. 297,935 10/1988 Kurosu et al. D14/151
- D. 298,532 11/1988 Richardson et al. D14/151
- D. 299,645 1/1989 Ohta et al. D14/149

OTHER PUBLICATIONS

Sanyo-Tel-K105 Catalog—Published Jun. 24, 1986.
NTT (Nippon Telegraph and Telephone Corporation) Catalog Howdy Response/Response-E—Published Feb. 4, 1986.
Sony Catalog-IT-A40—Published Mar. 28, 1986.

Primary Examiner—Horace B. Fay, Jr.
Attorney, Agent, or Firm—Banner, Birch, McKie & Beckett

[57] CLAIM

The ornamental design for a telephone set, as shown and described.

DESCRIPTION

FIG. 1 is a top, front and left side perspective view of a telephone set showing my new design, FIG. 2 is a front elevational view thereof, FIG. 3 is a rear elevational view thereof, FIG. 4 is a top plan view thereof, FIG. 5 is a bottom plan view thereof, FIG. 6 is a right side elevational view thereof, and FIG. 7 is a top, front and left side perspective view thereof in separated and lid-opened position.


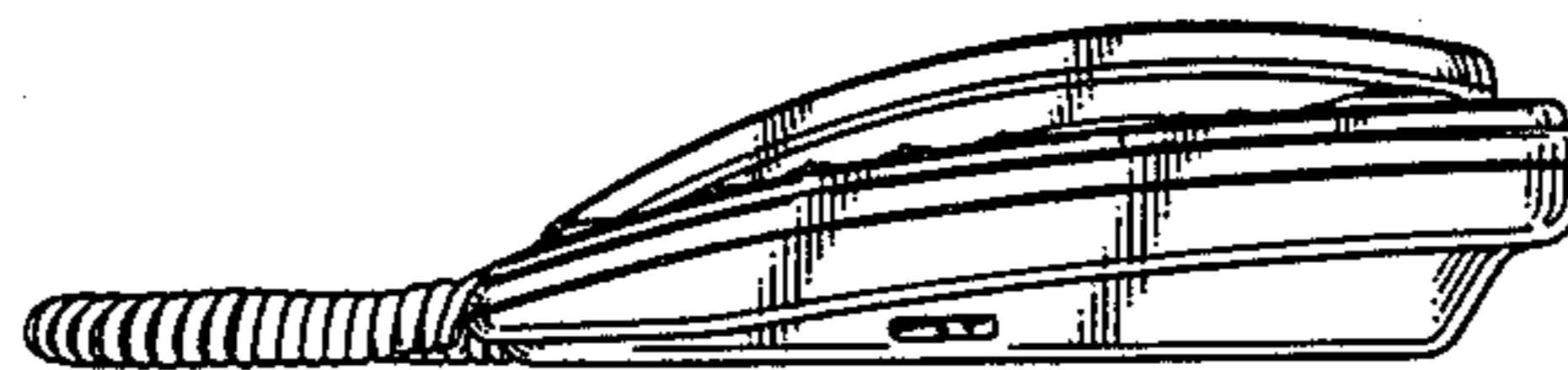


FIG. 1

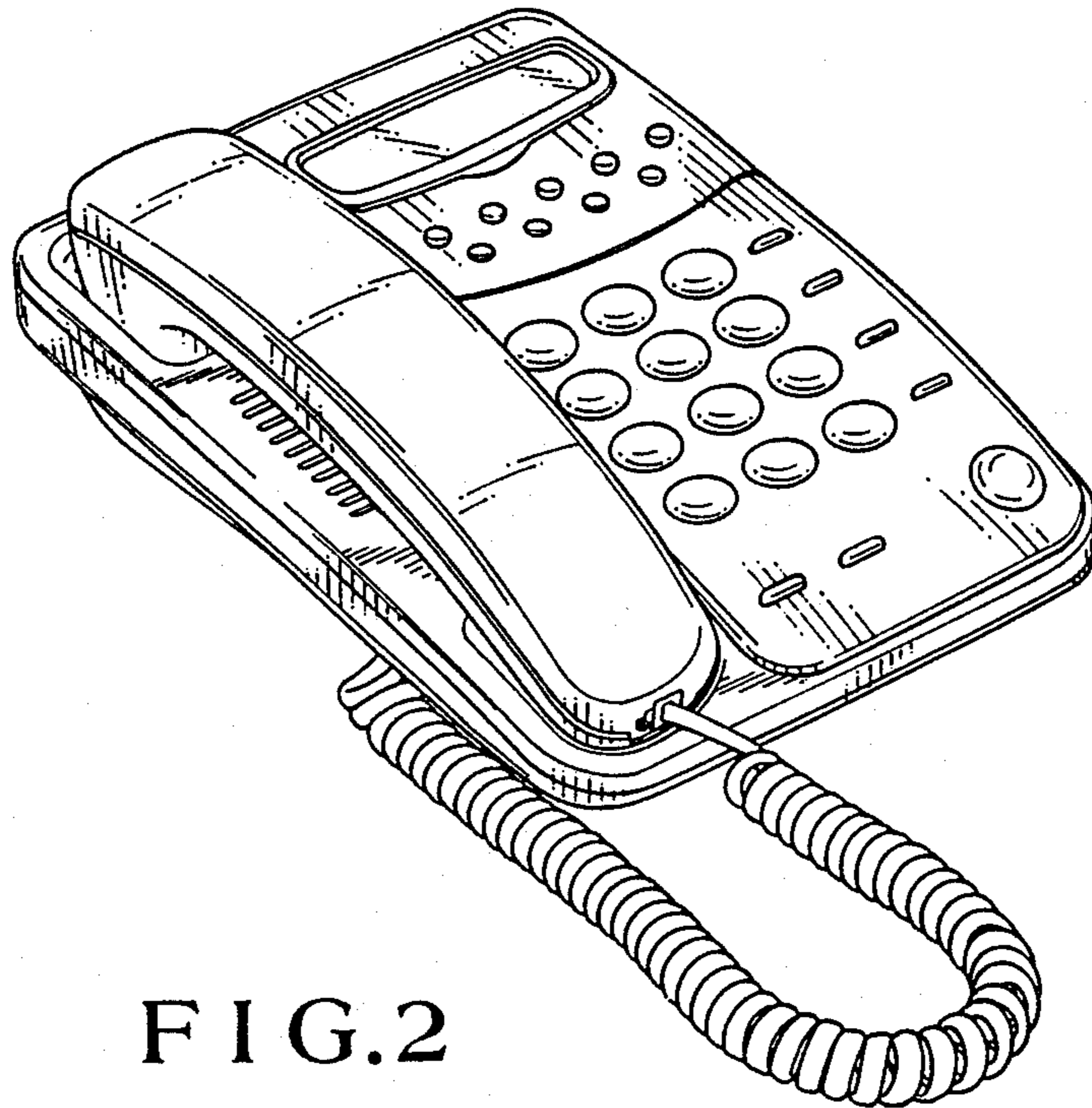


FIG. 2

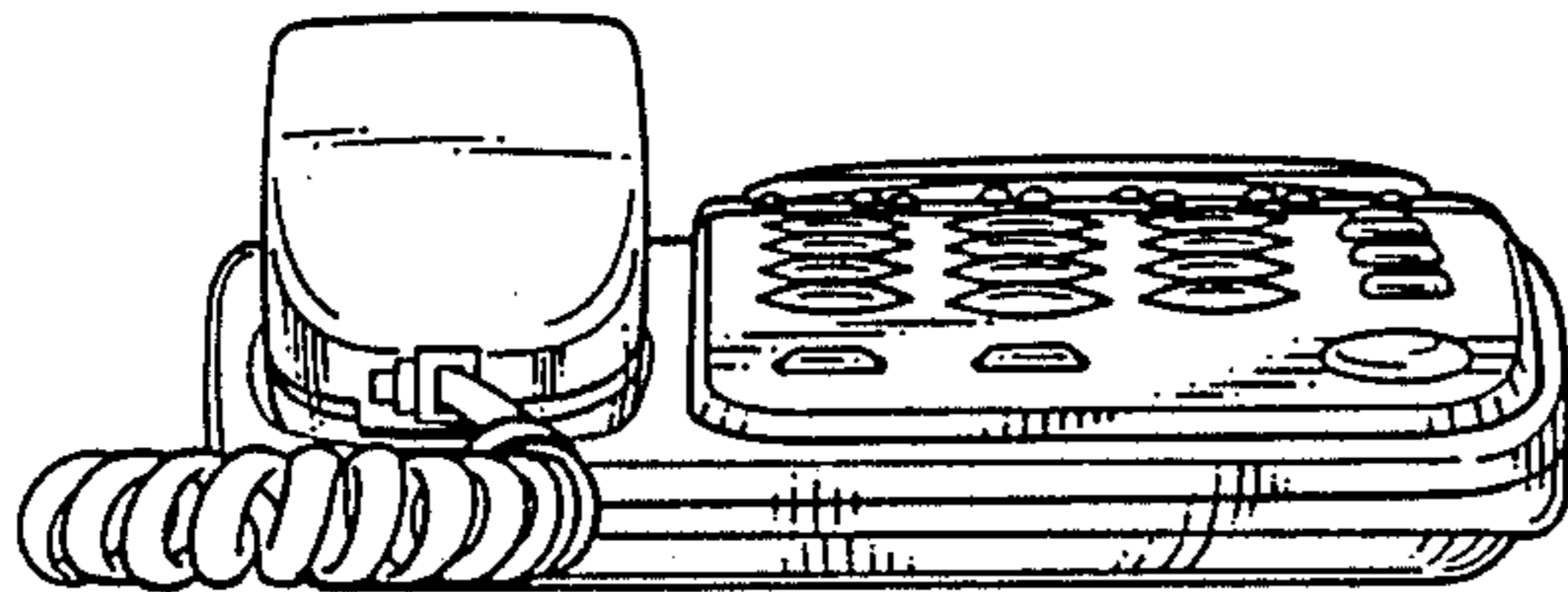


FIG. 3




FIG. 5

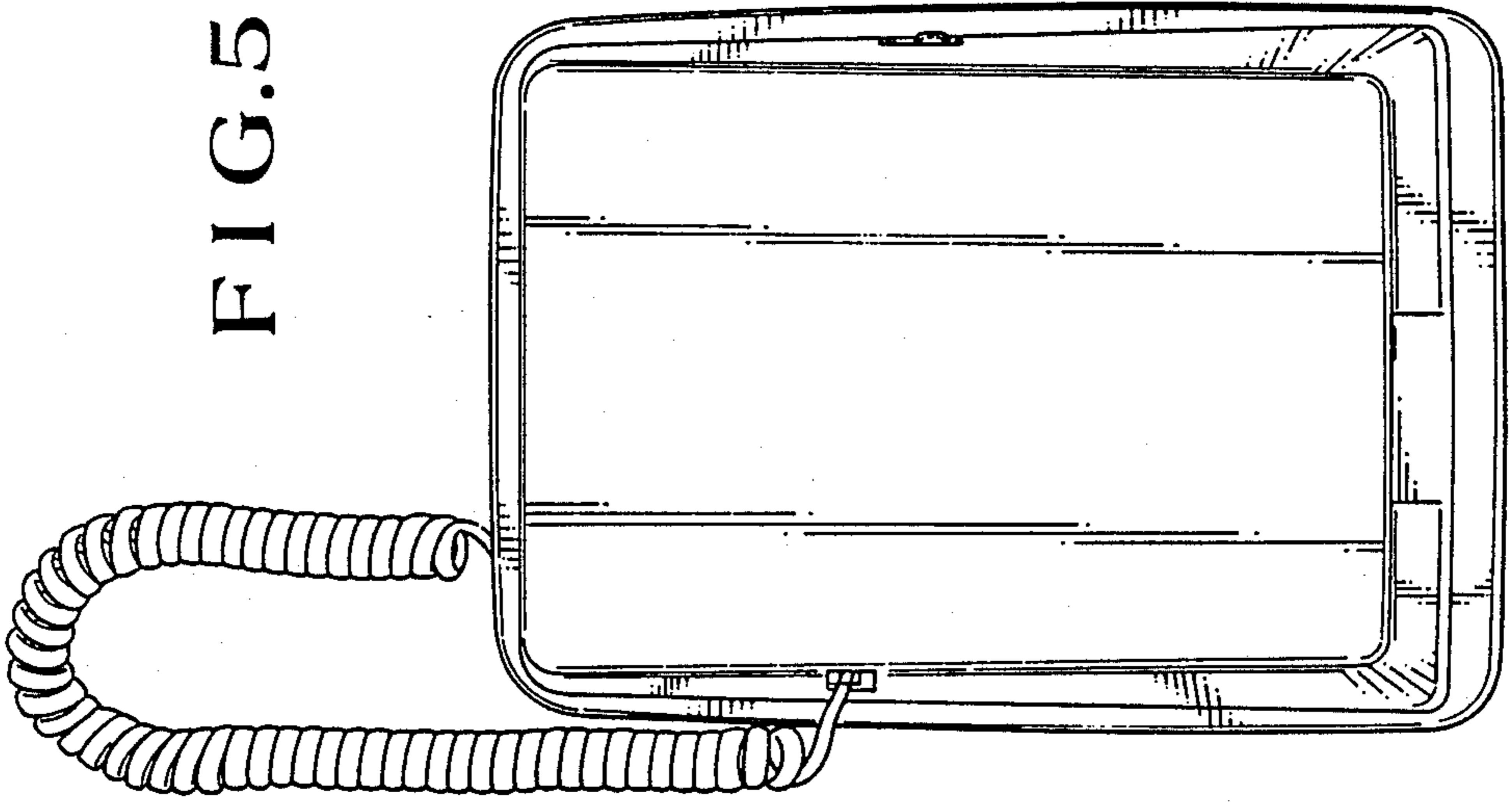


FIG. 4

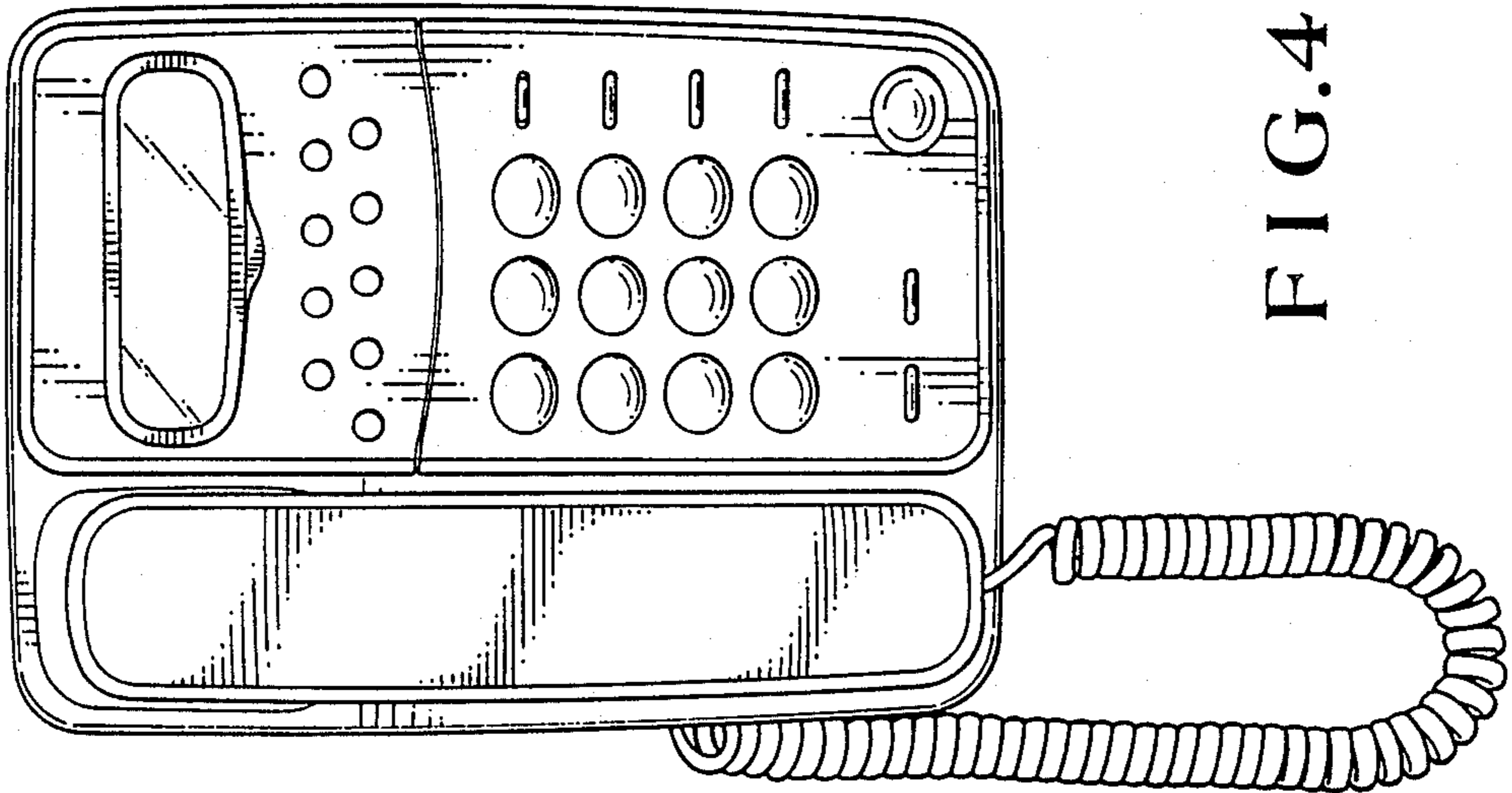


FIG. 6

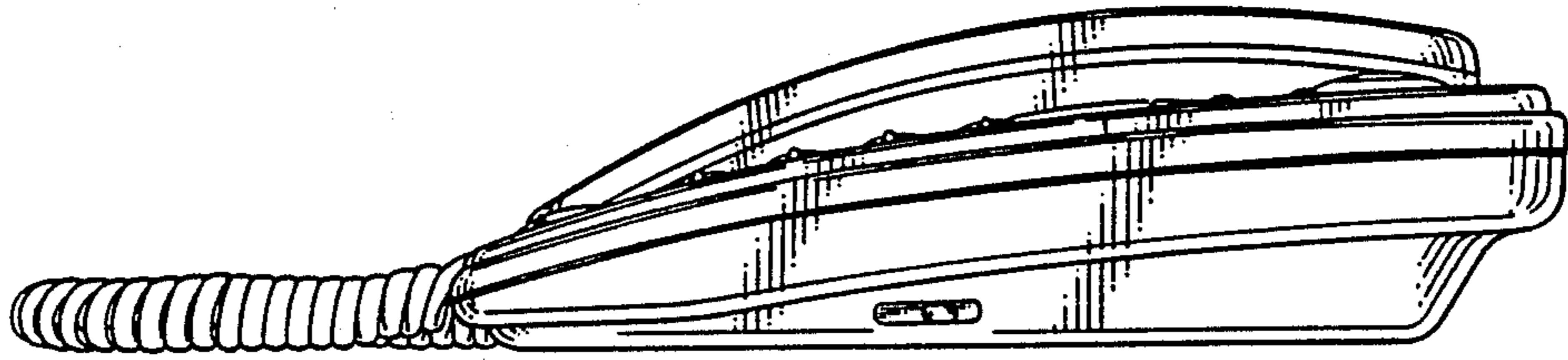


FIG. 7

