

[54] TIRE

[75] Inventors: Mark L. Bonko, Hartville; Loran C. Lopp, Jr., Wadsworth, both of Ohio

[73] Assignee: The Goodyear Tire & Rubber Company, Akron, Ohio

[**] Term: 14 Years

[21] Appl. No.: 9,397

[22] Filed: Jan. 30, 1987

[52] U.S. Cl. D12/151

[58] Field of Search D12/146-151; 152/209 R, 209 B, 209 D

[56] References Cited

U.S. PATENT DOCUMENTS

- D. 169,668 5/1953 Hardeman D12/151
- 3,237,669 4/1964 Travers 152/209 R
- 4,131,148 12/1978 Bertazzoli et al. D12/151
- 4,574,857 3/1986 Beeghly et al. 152/209 B

FOREIGN PATENT DOCUMENTS

- 1284847 1/1987 U.S.S.R. 152/209 B
- 1591139 6/1981 United Kingdom .

OTHER PUBLICATIONS

1980 Tread Design Guide, p. 211, Kelly-Springfield Grader Trac, second row down from top.

1982 Tread Design Guide, p. 205, Star Grader, bottom right corner of page.

"Operating Instructions for Michelin Tires 1984/1985", p. 187, Michelin XF and Dumper Tires (in German translation enclosed).

"Michelin Tires for Engineering Implements" 1976-77, p. 22, XF Tire (in French, translation provided).

Primary Examiner—James M. Gandy

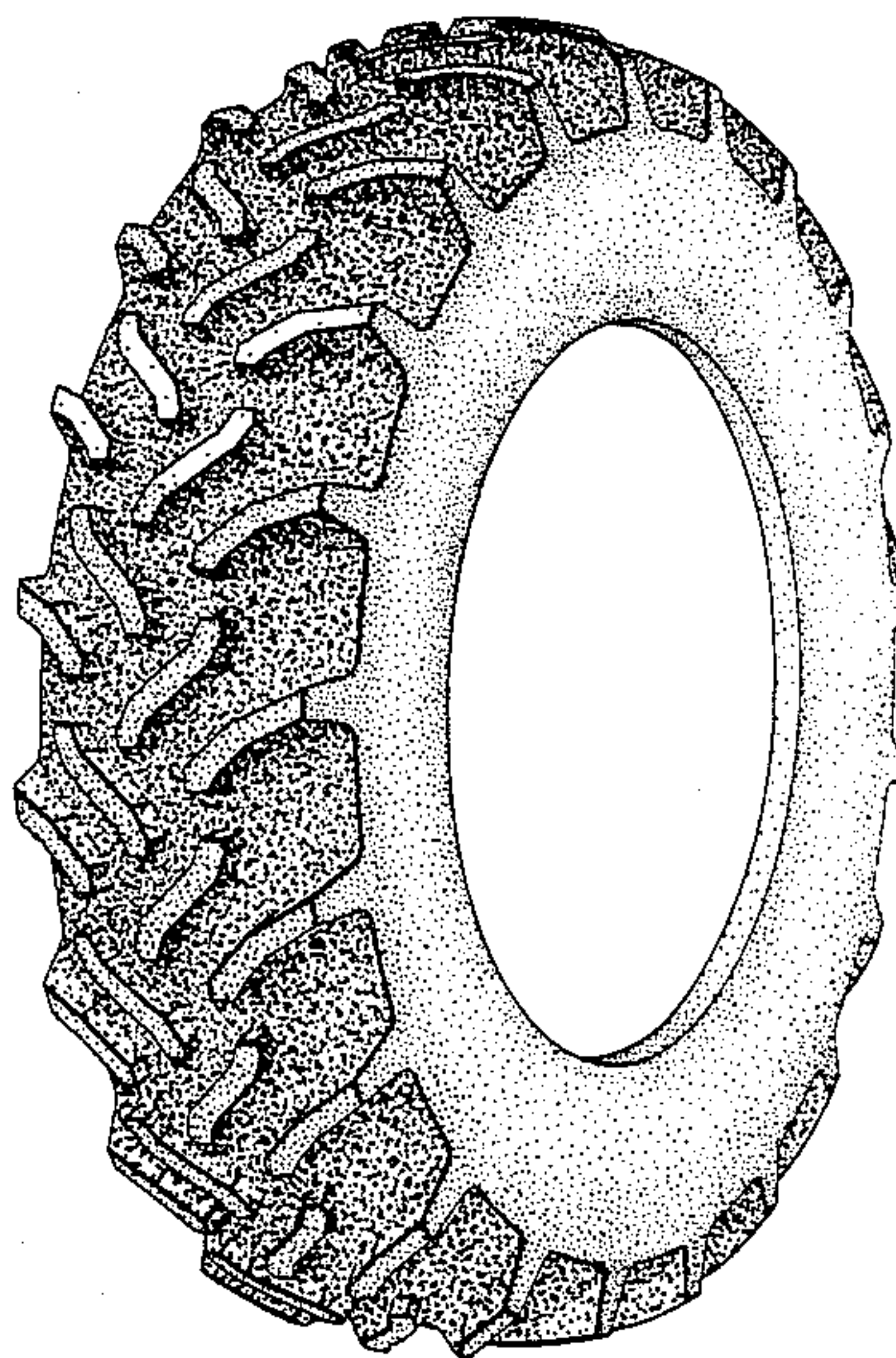
Attorney, Agent, or Firm—L. R. Drayer

[57] CLAIM

The ornamental design for a tire, as shown and described.

DESCRIPTION

FIG. 1 is a perspective view of a tire showing our new design it being understood that the tread pattern is repeated throughout the circumference of the tire, the opposite side being substantially the same as that shown; FIG. 2 is a front elevational view thereof; FIG. 3 is a side elevational view thereof on a reduced scale; and FIG. 4 is an enlarged fragmentary front elevational view thereof.



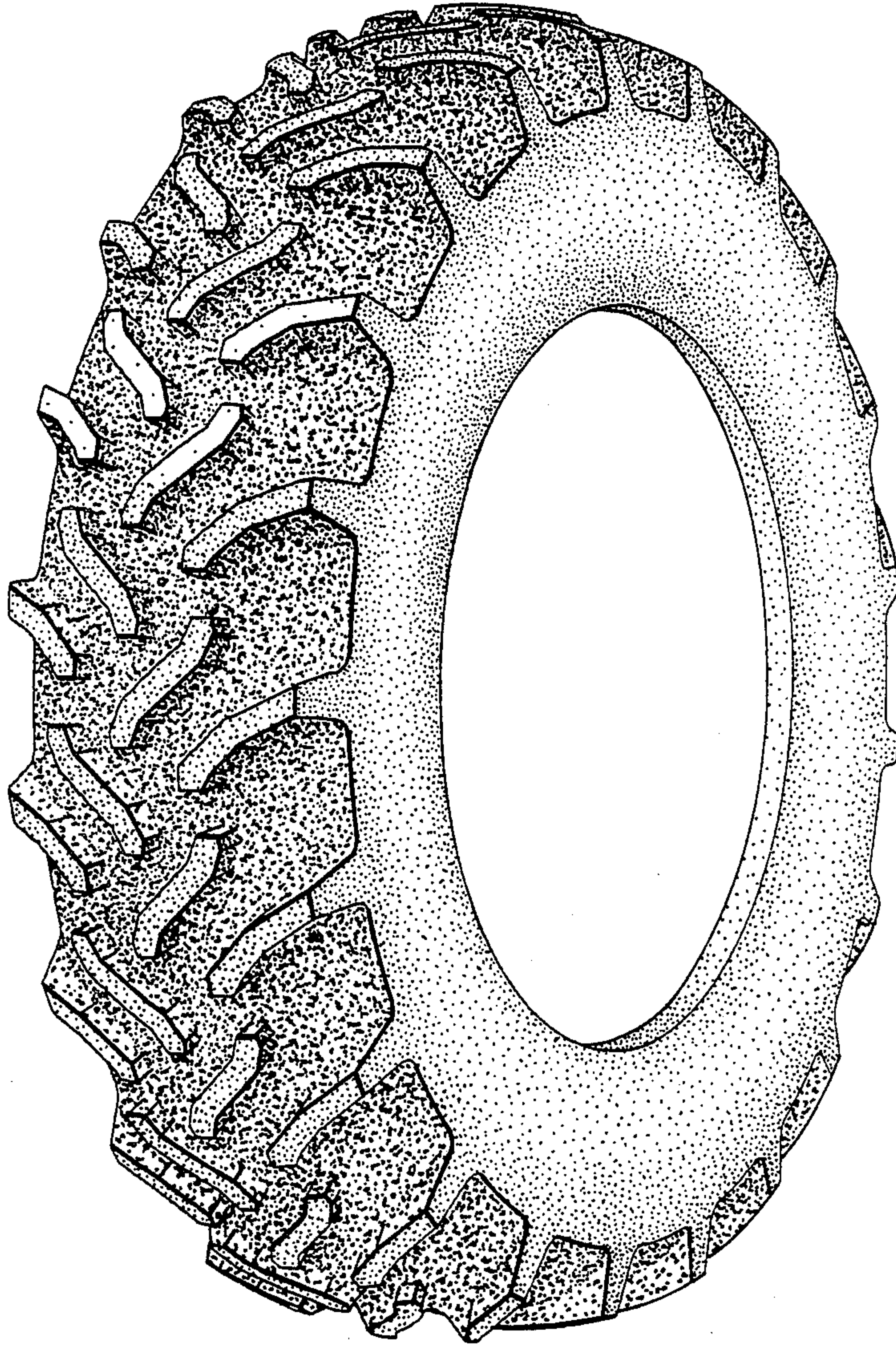


FIG. 1




FIG. 2

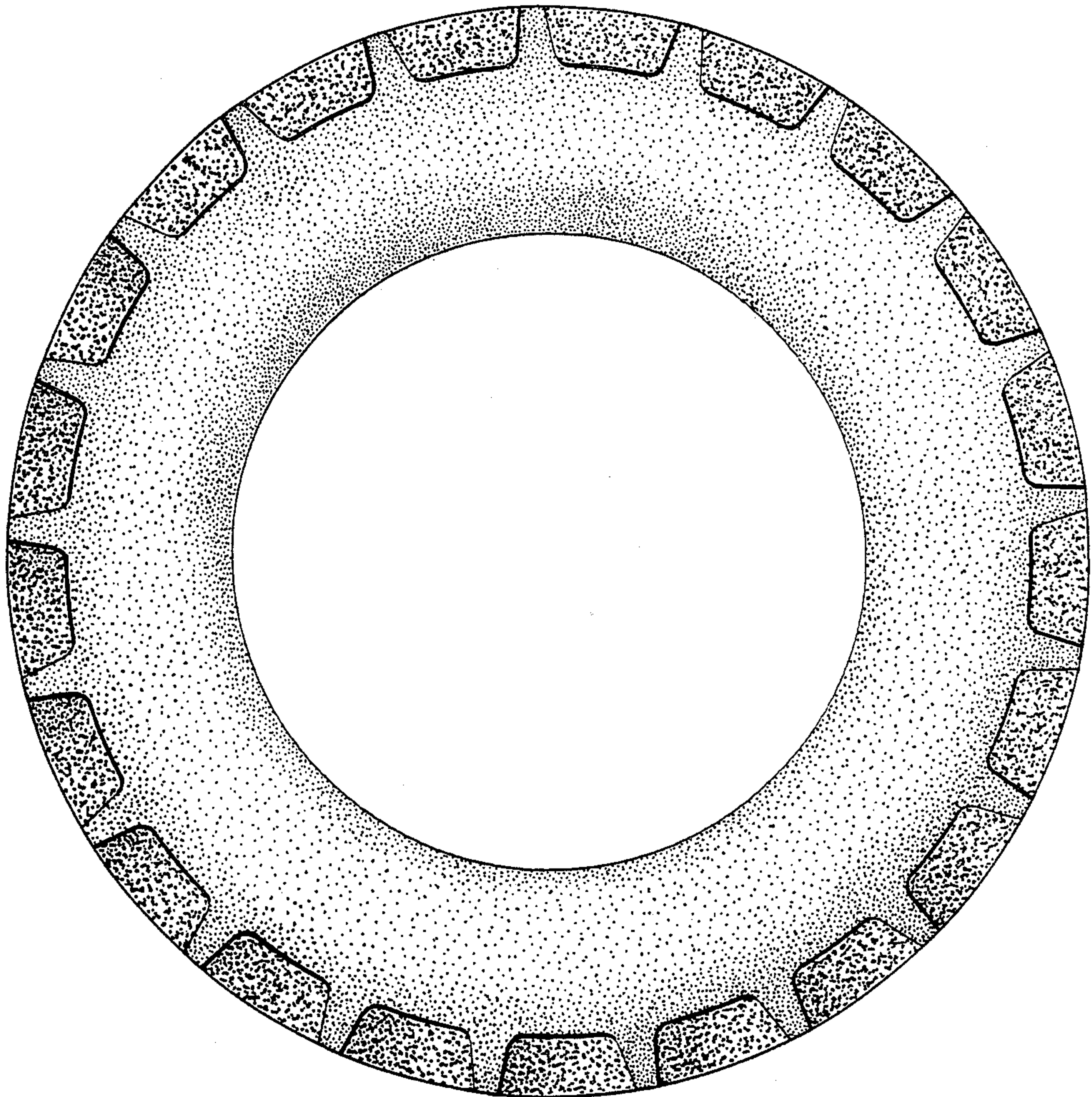


FIG. 3




FIG. 4